



OFFICIAL 2008 NCAA[®] MEN'S AND WOMEN'S ICE HOCKEY RECORDS BOOK





THE NATIONAL COLLEGIATE ATHLETIC ASSOCIATION
P.O. Box 6222, Indianapolis, Indiana 46206-6222
317/917-6222

www.ncaa.org

Compiled By:

J.D. Hamilton, *Assistant Director of Statistics.*

Bonnie Senappe, *Assistant Director of Statistics.*

Jeff Williams, *Assistant Director of Statistics.*

Distributed to sports information directors and conference publicity directors.

NCAA, NCAA logo and National Collegiate Athletic Association are registered marks of the Association and use in any manner is prohibited unless prior approval is obtained from the Association.

Copyright, 2007, by the National Collegiate Athletic Association.

Printed in the United States of America.

ISSN 1089-0092

Front Cover Photos

(all rows left to right)

First Row: T.J. Hensick, Michigan (Photo courtesy of Michigan Sports Information Office); Greg Gardner, Niagara (Photo courtesy of Niagara Sports Information Office); Michigan State celebration (Mark Buckner/NCAA Photos).

Second Row: Mark Johnson, Wisconsin (Photo courtesy of Wisconsin Sports Information Office); Julie Chu, Harvard (Photo courtesy of Harvard Sports Information Office); Jinelle Zaugg, Emily Morris, Jessie Vetter and Mikka Nordby, Wisconsin (Nancie Battaglia/NCAA Photos).

Third Row: Ed Gosek, Oswego State (by Larry Radloff); Oswego State celebration (David Ballard/NCAA Photos); Andrew Gallant, Manhattanville (Photo courtesy of Manhattanville Sports Information Office); Kevin Houle, Plattsburgh State (Photo courtesy of Plattsburgh State Sports Information Office).

Fourth Row: Plattsburgh State celebration (Todd Bissonette/NCAA Photos); Andrea Peterson, Gustavus Adolphus (Photo courtesy of Gustavus Adolphus Sports Information Office).

Contents

School Name-Change/Abbreviation Key.....	4
New to This Book.....	7
Division I Men's Records.....	9
Division III Men's Records.....	29
Men's Championship Results.....	47
Men's Award Winners.....	69
Men's Coaching Records.....	81
2007 Men's Statistical Leaders.....	87
2007 Men's Conference Standings.....	99
Men's Attendance Records.....	103
Division I Women's Records.....	107
Division III Women's Records.....	121
Women's Championship Results.....	135
Women's Award Winners.....	147
Women's Coaching Records.....	151
2007 Women's Statistical Leaders.....	155
2007 Women's Conference Standings.....	163
Women's Attendance Records.....	165



School Name-Change/Abbreviation Key

Various schools have changed their name or NCAA tabular style. The current school name or tabular style is listed along with other names by which the schools have been referred. (Note: Not all schools in this list currently sponsor or have sponsored ice hockey.)

SCHOOL name changes

Current school name/tabular style:

Changed from:

Akron	Buchtel
Albertson	Col. of Idaho
Alcorn St.	Alcorn A&M
Alliant Int'l.....	U.S. Int'l; Cal Western
Arcadia	Beaver
Arizona St.....	Tempe St.
Ark.-Pine Bluff	Arkansas AM&N
Armstrong Atlantic.....	Armstrong St.
Auburn.....	Alabama Poly
Augusta St.	Augusta
Benedictine (Ill.)	Ill. Benedictine
Bradley	Bradley Tech
UC Davis.....	California Aggies
Cal St. East Bay.....	Cal St. Hayward
Cal St. Fullerton.....	Orange County State College; Orange St.
Cal St. L.A.	Los Angeles St.
Cal St. Northridge.....	San Fernando Valley St.
Carnegie Mellon	Carnegie Tech
Case Reserve	Case Institute of Technology
Central Ark.	Conway St.
Central Conn. St.	New Haven St.
Central Mich.	Mt. Pleasant
Central Mo.....	Central Mo. St.
Central Okla.	Central St. (Okla.)
Charleston So.	Baptist (S.C.)
Charleston (W.V.)	Morris Harvey
Cleveland St.	Fenn
Colorado St.	Colorado A&M
Colorado St.-Pueblo	Southern Colo.
Columbus St.	Columbus
Concordia (Cal.).....	Christ College-Irvine
Concordia Chicago.....	Concordia (Ill.)
Concordia (Tex.)	Concordia-Austin
Connecticut	Connecticut Aggies
Crown (Minn.)	St. Paul Bible
Dayton	St. Mary's Institute
Delaware Valley.....	National Aggies
DeSales	Allentown
Detroit	Detroit Mercy; Detroit Tech
Dist. Columbia.....	Federal City
Dominican (Ill.)	Rosary
Drexel	Drexel Tech
Dubuque.....	Columbia Col.
Duke.....	Trinity (N.C.)
Eastern Conn. St.	Willimantic St.
Eastern Mich.	Michigan Normal
Eckerd.....	Fla. Presbyterian
Emporia St.	Kansas St. Normal
FDU-Florham.....	FDU-Madison
Fort Hays St.....	Kansas St. Normal-Western
Fresno St.	Fresno Pacific
Idaho St.	Academy of Idaho; Idaho Tech. Inst.; Idaho-Southern
Ill.-Chicago.....	Ill.-Chicago Circle
Illinois St.	Illinois St. Normal; Illinois Normal
Indiana (Pa.).....	Indiana St. (Pa.)
Indianapolis	Indiana Central
Iowa.....	State University of Iowa
Iowa St.	Ames
James Madison	Madison
Johnson C. Smith	Johnson Smith
Kansas St.	Kansas Aggies
Kean	Newark St.
Kent St.	Kent
La Sierra	Loma Linda
Lamar.....	Lamar Tech
Liberty	Lynchburg Baptist; Liberty Baptist
La.-Lafayette	Southwestern La.
La.-Monroe.....	Northeast La.
Loyola Marymount.....	St. Vincent; Loyola U. of L.A.
Lycoming	Williamsport Dickinson Seminary
Lynn.....	College of Boca Raton
Lyon.....	Arkansas Col.
Me.-Farmington	Western State Normal School

Current school name/tabular style:

Changed from:

Maritime (N.Y.)	N.Y. Maritime
Marycrest Int'l	Teikyo Marycrest
Md.-East. Shore	Maryland St.
Massachusetts	Massachusetts St.; Massachusetts Agriculture Col.
Mass.-Dartmouth	Southeastern Mass.
Mass.-Lowell	Lowell; Lowell St.; Lowell Tech
McDaniel	Western Md.
Memphis	Memphis St.; West Tenn. St. Normal
Michigan Tech	Michigan Mines and Tech
Millersville	Millersville St.
Millikin	James Millikin
Minn. St. Mankato	Mankato St.
Minn. St. Moorhead	Moorhead St.
Mississippi Col.	Mississippi A&M
Mississippi Val.	Mississippi Vocational
Missouri St.	Southwest Mo. St.
Mo.-Rolla	Missouri School of Mines
Mont. St.-Billings	Eastern Montana
Montana St.-Northern	Northern Montana
Neb.-Kearney	Kearney St.
Neb.-Omaha	Omaha
New England U.	St. Francis (Me.)
New Jersey City	Jersey City St.
New Mexico St.	New Mexico A&M
New Orleans	Louisiana St. (N.O.)
North Ala.	Florence St.
N.C. Central	North Caro. College
UNC Pembroke	Pembroke St.
North Central Texas	Cooke County
North Texas	North Tex. St.
Northeastern St.	Northeastern Okla. St.
Northern Ariz.	Arizona St.-Flagstaff
Northern Colo.	Colorado St. Col.; State Teachers
Okla. Panhandle	Panhandle A&M; Panhandle St.
Oklahoma St.	Oklahoma A&M
Old Dominion	William & Mary (Norfolk)
Penn St.-Berks	Penn St. Berks-Lehigh Val.; Berks & Lehigh
Penn St.-Harrisburg	Penn St.-Capitol
Penn St.-New Kensington	Penn St.-Greater Allegheny
Pepperdine	George Pepperdine
Phila. Sciences	Phila. Pharmacy
Philadelphia U.	Phila. Textile
Pittsburgh	Western Pennsylvania
Plymouth St.	Plymouth Normal; Plymouth Teachers
Polytechnic (N.Y.)	New York Poly; Brooklyn Poly
Portland St.	Vanport
Post	Teikyo Post
Randolph	Randolph-Macon Woman's
Rhodes	Southwestern (Tenn.)
Rice	Rice Institute
Richard Stockton	Stockton St.
Rochester Inst.	Mechanics Institute
Rose-Hulman	Rose Polytechnic Institute
Rowan	Glassboro St.
Salem Int'l	Salem-Teikyo; Salem
Samford	Howard Col.
S.C. Upstate	S.C.-Spartanburg
Southern Ark.	Magnolia A&M
Southern Conn. St.	New Britain St.
Southern Ind.	Indiana St.-Evansville
Southern Me.	Maine Portland-Gorham; Gorham St. (Me.)
Southern Miss.	Mississippi Southern Col.; Mississippi Normal
Southern N.H.	New Hamp. Col.
Southern U.	Southern B.R.
Southwest Minn. St.	Southwest St.
Stevens Institute	Stevens Tech
Taylor-Ft. Wayne	Summit Christian
Tex. A&M-Commerce	East Texas St.
Tex. A&M-Kingsville	Texas A&I
Tex.-Pan American	Pan American
Texas St.	Southwest Tex. St.
Towson	Towson St.
Troy	Troy St.
Truman	Northeast Mo. St.; Truman St.
Tulsa	Henry Kendall
Washburn	Lincoln Col.
Washington-St. Louis	Washington (Mo.)
Washington St.	Washington Agricultural Col.
West Ala.	Livingston
West Tex. A&M	West Texas St.
Western N.M.	New Mexico Western



Current school name/tabular style:

Also known as:

Western Ore. Monmouth Normal; Oregon Tech; Oregon College of Education
 Western St. Colo. Western; Colorado Normal
 Westmar Western Union Col.; Teikyo Westmar
 Wichita St. Fairmount
 Widener Pennsylvania Military Col.
 Wm. Paterson Paterson St.
 Wis.-Superior Superior Normal
 Xavier St. Xavier

In the early days of colleges and universities, many schools used the designation of Teachers College. Due to the high numbers of such schools, they are not listed here.

SCHOOLS also known as

Current school name/tabular style:

Also known as:

A&M-Corpus Christi Tex. A&M-Corp. Chris.
 Air Force U.S. Air Force Academy
 Apprentice School Newport News
 Army U.S. Military Academy; West Point
 Baruch Bernard M. Baruch
 BYU Brigham Young
 Case Reserve Case Western Reserve
 Charlotte UNC Charlotte
 Chattanooga Tenn.-Chatt.
 CCNY City College of New York
 City Tech New York City Tech (was NYCCT)
 Coast Guard U.S. Coast Guard Academy
 GCSU Georgia College & State
 Green Bay Wis.-Green Bay
 Hawthorne Nathaniel Hawthorne
 IPFW Indiana/Purdue-Ft. Wayne
 IUPUI Indiana/Purdue-Indianapolis
 Lehman Herbert H. Lehman
 Lipscomb David Lipscomb
 Long Island LIU-Brooklyn
 LSU Louisiana St.
 Mass. Liberal Arts Massachusetts College (was North Adams St.)
 Merchant Marine King's Point; U.S. Merchant Marine Academy
 Milwaukee Wis.-Milwaukee
 MIT Massachusetts Institute of Technology
 Navy U.S. Naval Academy
 NJIT Newark Engineering (was N.J. Inst. of Tech.)
 NYIT New York Institute of Technology; New York Tech
 Rensselaer RPI, Rensselaer Poly Inst.
 Rochester Inst. RIT
 Sewanee University of the South
 SMU Southern Methodist
 Southampton LIU-Southampton
 SUNYIT Utica/Rome
 TCNJ The College of New Jersey (was Trenton St.)
 TCU Texas Christian (was AddRan Christian)
 UAB Ala.-Birmingham
 UCF Central Fla. (was Florida Tech)
 UCLA University of California, Los Angeles
 UMBC Md.-Balt. County
 UMKC Mo.-Kansas City
 UNI Northern Iowa (was Iowa Normal; State Col. of Iowa)
 UNLV Nevada-Las Vegas (was Nevada Southern)
 UTEP Texas-El Paso (was Texas Western)
 UTSA Texas-San Antonio
 VCU Va. Commonwealth
 VMI Va. Military
 WPI Worcester Poly Inst.; Worcester Tech

SCHOOL MERGERS

Current school name:

Two Schools Merged & Year:

Case Reserve Case Tech & Western Reserve; 1971-72
 Martin Luther Northwestern (Wis.) & Dr. Martin Luther, 1995-96
 Mass.-Lowell Lowell St. & Lowell Tech; 1975-76

New To this Book

Division I Men

Record	Page(s)
Goalie Shutouts, Career	16
Consecutive Games Played by a Skater, Career	17
Consecutive Games Played by a Goalie, Career	17
Consecutive Games Started by a Goalie, Career	17

Division III Men

Record	Page(s)
Consecutive Games Played by a Skater, Career	36



Men's Division I Records

Individual Records	10
Individual Leaders	10
Annual Individual Champions	17
Team Records	19
Team Leaders.....	20
Annual Team Champions	26
AHCA Final Polls	27
USCHO Final Polls	27



Individual Records

Official NCAA men's ice hockey records began with the 1947-48 (1948) season and are based on information submitted to the NCAA statistics service by institutions participating in the statistics rankings. In statistical rankings, the rounding of percentages and/or averages may indicate ties where none exist. In these cases, the numerical order of the rankings is accurate.

Offense

POINTS SCORED

Game
13—Gordie Peterkin, Rensselaer vs. Springfield, Dec. 2, 1952 (four goals, nine assists)

Season
116—Tony Hrkac, North Dakota, 1987 (46 goals, 70 assists)

Career
330—Dave Rost, Army, 1974-77 (104 goals, 226 assists)

POINTS PER GAME

Season
4.39—Frank Chiarelli, Rensselaer, 1952 (55 goals, 24 assists in 18 games)

Career
3.38—Abbie Moore, Rensselaer, 1952-54 (102 goals, 104 assists in 61 games)

GOALS

Game
9—Ken Kaiser, Mass.-Lowell vs. American Int'l, Dec. 12, 1981

Season
59—Mike Donnelly, Michigan St., 1986

Career
156—Chuck Delich, Air Force, 1974-77

GOALS PER GAME

Season
3.06—Frank Chiarelli, Rensselaer, 1952 (55 in 18 games)

Career
1.94—Frank Chiarelli, Rensselaer, 1952-55 (155 in 80 games)

ASSISTS

Game
9—Gordie Peterkin, Rensselaer vs. Springfield, Dec. 2, 1952; Don Sennott, Brown vs. Springfield, Jan. 31, 1952

Season
76—Wayne Gagne, Western Mich., 1987

Career
226—Dave Rost, Army, 1974-77

ASSISTS PER GAME

Season
2.33—Paul Midghall, Rensselaer, 1959 (49 in 21 games)

Career
1.98—Dave Rost, Army, 1974-77 (226 in 114 games)

ASSISTS ON GAME-WINNING GOALS

Career
24—Marty Sertich, Colorado Col., 2003-06

POWER-PLAY GOALS

Game
4—Jay Mazur, Maine vs. Mass.-Lowell, Feb. 7, 1987; Tom Cullitz, Vermont vs. Yale, Feb. 3, 1979; Dave Silk, Boston U. vs. Merrimack, Nov. 22, 1977

Season
32—Rob Bryden, Western Mich., 1987

Career
72—Tom Ross, Michigan St. 1973-76

SHORT-HANDED GOALS

Game
3—George Awada, St. Cloud St. vs. Michigan Tech, Feb. 14, 1998; Jayson Greyerbiehl, Colgate vs. Yale, 1989; C.J. Young, Harvard vs. Dartmouth, Dec. 12, 1988; Greg Dreschel, Colgate vs. Rensselaer, 1987; Norm Cherrey, Wisconsin vs. Minn. Duluth, Feb. 17, 1973

Season
10—John Madden, Michigan, 1996

Career
23—John Madden, Michigan, 1994-97

GAME-WINNING GOALS

Season
10—Colin Hemingway, New Hampshire, 2002; Chuck Kobasew, Boston College, 2001; Doug Weight, Lake Superior St., 1991; Tim Barakett, Harvard, 1986; John Newberry, Wisconsin, 1982; Aaron Broten, Minnesota, 1981; Tom Earl, Colgate, 1970

Career
23—Brett Sterling, Colorado Col., 2003-06

Defense

SAVES

Game
78—Dick Greenlaw, Rensselaer vs. Boston U., Dec. 14, 1965

Season
1,711—Robb Stauber, Minnesota, 1988

Career
4,434—Robbie Moore, Michigan, 1973-76

SAVE PERCENTAGE

Season
.956—Jimmy Howard, Maine, 2004 (580 saves, 27 goals allowed)

Career

.941—Ryan Miller, Michigan St., 2000-02 (2,600 saves, 164 goals allowed)

GOALS-AGAINST AVERAGE

Season
1.19—Jimmy Howard, Maine, 2004 (1,364 minutes, 27 goals allowed)

Career
1.29—David LeNeveu, Cornell, 2002-03 (2,789 minutes, 60 goals allowed)

Miscellaneous

GOALIE WINNING PERCENTAGE

Season
1.000—Brian Cropper, Cornell, 1970 (29-0-0)

Career
*.944—Ken Dryden, Cornell, 1966-69 (76-4-1)

*Ties computed as half win, half loss.

GOALIE WINS

Career
127—Marty Turco, Michigan, 1995-98

GOALIE SHUTOUTS

Season
12—Greg Gardner, Niagara, 2000

Career
26—Ryan Miller, Michigan St., 1999-02

CONSECUTIVE GOALIE SHUTOUTS

Season
5—Blaine Lacher, Lake Superior St., 1994

CONSECUTIVE SHUTOUT MINUTES

Season
375:01—Blaine Lacher, Lake Superior St., Feb. 26-March 2, 1994

CONSECUTIVE GAMES PLAYED BY A SKATER

Career
175—Chris Porter, North Dakota, 2004-07

CONSECUTIVE GAMES PLAYED BY A GOALIE

Career
102—David McKee, Cornell, 2004-06

CONSECUTIVE GAMES STARTED BY A GOALIE

Career
76—Brant Nicklin, Minn. Duluth, 1996-98

Individual Leaders

SINGLE-GAME RECORDS

Offense

POINTS

No.	Player, Team vs. Opponent	Date
13	Gordie Peterkin, Rensselaer vs. Springfield	Dec. 2, 1952
11	Craig MacTavish, Mass.-Lowell vs. Bryant	Feb. 17, 1979
11	Bob Wheeler, Brown vs. Springfield	Jan 31, 1952
10	Louis Frigon, New Hampshire vs. Colgate	Feb. 27, 1971
10	Bob Cleary, Harvard vs. Tufts	Jan. 8, 1958
10	Jack Mulhern, Boston College vs. Ft. Devens	Dec. 13, 1948
9	Bob Joyce, North Dakota vs. Michigan Tech	Jan. 2, 1987
9	Steve Forliti, Minn. St. Mankato vs. Wis.-Eau Claire	Dec. 7, 1979
9	Dave Rost, Army vs. Bryant	Dec. 17, 1976
9	George Clark, Army vs. New Haven	Feb. 16, 1974

No.	Player, Team vs. Opponent	Date
9	Leo Dupere, Northeastern vs. Norwich	March 2, 1962
9	George Pollack, Merrimack vs. Rutgers	Dec. 17, 1961
9	Real Turcotte, Michigan St. vs. Ohio	Feb. 17, 1961
9	Bob Doyle, Michigan St. vs. Ohio	Feb. 17, 1961
9	Joe Barile, Providence vs. American Int'l	Feb. 15, 1959
9	Tom Humphreys, Merrimack vs. Babson	Jan. 31, 1959
9	Russ Kidd, Massachusetts vs. WPI1955
9	Bill Reichart, North Dakota vs. Minn. Duluth	Dec. 29, 1954
9	Bill Meehan, St. Lawrence vs. Dartmouth1953
9	Tony Frasca, Colorado Col. vs. Michigan Tech	Feb. 1, 1952

GOALS

No.	Player, Team vs. Opponent	Date
9	Ken Kaiser, Mass.-Lowell vs. American Int'l	Dec. 12, 1981
8	Phil Clark, Yale vs. Connecticut	Dec. 1, 1971
8	Bob Wheeler, Brown vs. Springfield	Jan. 31, 1952
8	Bill Sullivan, North Dakota vs. North Dakota St.	Feb. 27, 1948
7	George Clark, Army vs. Wesleyan (Conn.)	Feb. 5, 1975

No.	Player, Team vs. Opponent	Date
7	Dick Chiarelli, Rensselaer vs. Northeastern	Jan. 7, 1956
7	Bill Reichart, North Dakota vs. Minn. Duluth	Dec. 29, 1954
7	Frank Chiarelli, Rensselaer vs. Champlain	Jan. 26, 1952
7	Frank Chiarelli, Rensselaer vs. Loyola	Dec. 7, 1951
7	Jack Gary, Boston U. vs. MIT	1950
6	Zac Gross, Quinnipiac vs. Scranton	Nov. 30, 1997
6	Richard Buckholz, Quinnipiac vs. Scranton	Feb. 21, 1987
6	Gary Emmons, Northern Mich. vs. Minnesota	Nov. 30, 1985
6	Bob Magnuson, Merrimack vs. Babson	March 1980
6	Paul Mattson, Minn. St. Mankato vs. Wis.-Eau Claire	Dec. 7, 1979
6	Randy Wilson, Providence vs. Merrimack	Nov. 25, 1975
6	George Clark, Army vs. New Haven	Feb. 16, 1974
6	Chuck Delich, Air Force vs. Lake Forest	Nov. 17, 1973
6	Randy McArthur, Lake Superior St. vs. Ohio St.	Nov. 29, 1968
6	Doug Ferguson, Cornell vs. Hamilton	Jan. 13, 1965
6	Bob Meehan, Colgate vs. Hamilton	Feb. 15, 1964
6	Jamie McKinnon, New Hampshire vs. Connecticut	Feb. 11, 1961
6	John Gillies, Cornell vs. Lehigh	March 8, 1958
6	Ed Mohana, Providence vs. Boston	Jan. 31, 1956
6	Tony Frasca, Colorado Col. vs. Michigan Tech	Feb. 1, 1952
6	Jim Reid, Northeastern vs. Norwich	Feb. 9, 1948

ASSISTS

No.	Player, Team vs. Opponent	Date
9	Gordie Peterkin, Rensselaer vs. Springfield	Dec. 2, 1952
9	Don Sennott, Brown vs. Springfield	Jan. 31, 1952
8	Craig MacTavish, Mass.-Lowell vs. Bryant	Feb. 17, 1979
8	Joe Barile, Providence vs. American Int'l	Feb. 15, 1959
8	Billy Cleary, Harvard vs. Boston U.	Feb. 16, 1955
8	Malcolm White, Clarkson vs. Middlebury	1951
7	Kevin Foster, Vermont vs. Norwich	Nov. 5, 1983
7	Brian Hills, Bowling Green vs. Ferris St.	Jan. 15, 1982
7	Tom Lawler, Merrimack vs. Babson	March 1980
7	Tom Rost, Army vs. Bryant	Jan. 12, 1980
7	Steve Fisher, Northern Mich. vs. Ill.-Chicago	Dec. 7, 1979
7	Steve Forliti, Minn. St. Mankato vs. Wis.-Eau Claire	Dec. 7, 1979
7	Rod Hookwith, Lake Superior St. vs. Chicago St.	Nov. 8, 1975
7	Jim Skalko, Air Force vs. Lake Forest	Nov. 17, 1973
7	Ron Anderson, Boston U. vs. Merrimack	Jan. 4, 1972
7	Louis Frigon, New Hampshire vs. Colgate	Feb. 27, 1971
7	George McManama, Harvard vs. Boston College	March 10, 1970
7	Rich Magnusson, Clarkson vs. Guelph	Jan. 4, 1969
7	Curt Bennett, Brown vs. Penn	Feb. 17, 1968
7	Larry Davenport, Boston U. vs. New Brunswick	1968
7	Neal Langill, St. Lawrence vs. Carleton	1953

POWER-PLAY GOALS

No.	Player, Team vs. Opponent	Date
4	Jay Mazur, Maine vs. Mass.-Lowell	Feb. 7, 1987
4	Tom Cullity, Vermont vs. Yale	Feb. 3, 1979
4	Dave Silk, Boston U. vs. Merrimack	Nov. 22, 1977
3	Dan Knapp, Ohio St. vs. Sacred Heart	Nov. 6, 2005
3	Marco Peluso, Minn. Duluth vs. Colorado Col.	Dec. 21, 2004
3	Tom Nelson, Minn. Duluth vs. Bemidji St.	Dec. 7, 2001
3	Andy Reierson, Minn. Duluth vs. Michigan Tech	Nov. 11, 2000
3	Chad Power, Ohio St. vs. Guelph	Oct. 15, 1994
3	Martin Jiranek, Bowling Green vs. Lake Superior St.	Jan. 11, 1992
3	Bob Madson, Alas. Anchorage vs. Northern Ariz.	Jan. 17, 1984
3	Daryl Seltenreich, Denver vs. Northern Mich.	Oct. 28, 1983
3	Perry Schnarr, Denver vs. Michigan Tech	Jan. 21, 1977

SHORT-HANDED GOALS

No.	Player, Team vs. Opponent	Date
3	George Awada, St. Cloud St. vs. Michigan Tech	Feb. 14, 1998
3	Jayson Greyerbiehl, Colgate vs. Yale	1989
3	C.J. Young, Harvard vs. Dartmouth	Dec. 12, 1988
3	Greg Dreschel, Colgate vs. Rensselaer	1987
3	Norm Cherrey, Wisconsin vs. Minn. Duluth	Feb. 17, 1973

Defense

SAVES

No.	Player, Team vs. Opponent	Date
78	Dick Greenlaw, Rensselaer vs. Boston U.	Dec. 14, 1965
77	Rick DiPietro, Boston U. vs. St. Lawrence	March 26, 2000
77	Bill Halbrehder, Minn. Duluth vs. Michigan	Dec. 19, 1964
75	Kirk Daubenspeck, Wisconsin vs. Colorado Col.	March 8, 1997
74	Jack Noble, Michigan Tech vs. North Dakota	Jan. 18, 1948
73	Ed Schiller, Michigan St. vs. Denver	Feb. 6, 1954
72	Derek Gustafson, St. Lawrence vs. Boston U.	March 26, 2000

No.	Player, Team vs. Opponent	Date
72	Ed Mio, Colorado Col. vs. Wisconsin	Nov. 17, 1972
72	Geoff McMullen, Colgate vs. Cornell	Jan. 26, 1971
68	Mark Kronholm, Notre Dame vs. Michigan St.	Feb. 16, 1973
67	Bobby Goepfert, St. Cloud St. vs. Minn. Duluth	March 11, 2007
67	Tom O'Connor, St. Lawrence vs. Cornell	Dec. 5, 1973
67	Torny Smith, Penn vs. Princeton	1968
66	Nick Boucher, Dartmouth vs. Colgate	March 14, 2003
66	Yann Danis, Brown vs. Harvard	March 9, 2002
66	Don Cutts, Rensselaer vs. Boston U.	Nov. 29, 1973
66	Chuck Hobaica, Ohio St. vs. Western Mich.	Feb. 22, 1964
66	Gerry Jones, Yale vs. St. Lawrence	Dec. 14, 1957
66	Ed Hornstein, Providence vs. Clarkson	Feb. 26, 1955
65	John Cole, Yale vs. Cornell	Dec. 13, 1969
65	Colin Clark, New Hampshire vs. Boston U.	March 3, 1965

SEASON RECORDS

Offense

POINTS

Player, Team	Year	Pts.
Tony Hrkac, North Dakota	1987	116
Steve Moria, Alas. Fairbanks	1985	109
Bill Watson, Minn. Duluth	1985	109
Dave Rost, Army	1977	108
Dave Taylor, Clarkson	1977	108
Dave Merhar, Army	1969	107
Aaron Broten, Minnesota	1981	106
Tom Ross, Michigan St.	1976	105
Dan Dorion, Western Mich.	1986	104
Mike Zike, Michigan Tech	1976	104
Kip Miller, Michigan St.	1990	101
Paul Kariya, Maine	1993	100
Dallas Gaume, Denver	1986	99
Dave Debol, Michigan	1977	99
Mike Donnelly, Michigan St.	1986	97
Tom Rost, Army	1980	97
Tom Ross, Michigan St.	1975	97
Steve Colp, Michigan St.	1974	97
Pat Micheletti, Minnesota	1985	96
Paul Pooley, Ohio St.	1984	96
Bill Joyce, Northern Mich.	1980	96

POINTS PER GAME (Minimum 50 Points)

Player, Team	Year	GP	G	A	Pts.	PPG
Frank Chiarelli, Rensselaer	1952	18	55	24	79	4.39
Mo Mosco, Rensselaer	1952	14	24	31	55	3.93
Dave Merhar, Army	1969	28	57	50	107	3.82
Dave Rost, Army	1977	29	43	65	108	3.72
Paul Midghall, Rensselaer	1959	21	29	49	78	3.71
Abbie Moore, Rensselaer	1953	20	35	38	73	3.65
Abbie Moore, Rensselaer	1952	18	31	34	65	3.61
Steve Moria, Alas. Fairbanks	1984	26	36	51	87	3.35
Steve Moria, Alas. Fairbanks	1985	34	43	66	109	3.21
Lance Nethery, Cornell	1978	27	23	60	83	3.07
Chuck Delich, Air Force	1976	26	44	35	79	3.04
Tom Rost, Army	1980	32	40	57	97	3.03
Billy Daly, Boston College	1961	25	33	41	74	2.96
Neil Celley, Michigan	1951	27	40	39	79	2.93
Don Sennott, Brown	1951	24	24	46	70	2.92
Steve Moria, Alas. Fairbanks	1983	26	29	46	75	2.88
Tony Curran, Army	1969	28	25	55	80	2.86
Scott Roselius, Alas. Fairbanks	1980	20	32	24	56	2.80
Gordon McMillan, Michigan	1948	23	32	30	62	2.70
Lance Nethery, Cornell	1977	29	32	46	78	2.69
Keith Street, Alas. Fairbanks	1988	31	37	46	83	2.68
Jerry Walker, Denver	1961	32	56	29	85	2.66
Bill Gilligan, Brown	1976	30	25	54	79	2.63
Doug Ferguson, Cornell	1966	27	37	34	71	2.63
Gil Burford, Michigan	1951	27	37	34	71	2.63
Curt Bennett, Brown	1970	24	26	37	63	2.63

GOALS

Player, Team	Year	Games	Goals
Mike Donnelly, Michigan St.	1986	—	59
Dave Merhar, Army	1969	28	57
Jerry Walker, Denver	1961	32	56
Dates Fryberger, Middlebury	1961	—	56

Player, Team	Year	Games	Goals
Frank Chiarelli, Rensselaer.....	1952	18	55
Tim Harrer, Minnesota.....	1980	—	53
Bob Joyce, North Dakota.....	1987	—	52
Brett Hull, Minn. Duluth.....	1986	—	52
Tom Ross, Michigan St.....	1976	—	51
Jack Gary, Boston U.....	1950	—	51
Ed Beers, Denver.....	1982	—	50
Bill Watson, Minn. Duluth.....	1985	—	49
Tom Roe, Williams.....	1961	—	49
Scott Beattie, Northern Mich.....	1991	—	48
Kip Miller, Michigan St.....	1990	—	48
Pat Micheletti, Minnesota.....	1985	—	48
Mark Johnson, Wisconsin.....	1978	—	48
Ron Ryan, Colby.....	1961	—	48
Aaron Broten, Minnesota.....	1981	—	47
George Lyle, Michigan Tech.....	1976	—	47
Mike Zuke, Michigan Tech.....	1976	—	47
George Clark, Army.....	1975	29	47
George Clark, Army.....	1974	28	47
Bert DeHate, Wisconsin.....	1968	31	47
Bob McCusker, Colorado Col.....	1957	—	47

GOALS PER GAME
(Minimum 25 Goals)

Player, Team	Year	GP	G	GPG
Frank Chiarelli, Rensselaer.....	1952	18	55	3.06
Dave Merhar, Army.....	1969	28	57	2.04
Paul Midghall, Rensselaer.....	1958	21	40	1.90
Bob Brinkworth, Rensselaer.....	1962	22	41	1.86
Bob Wheeler, Brown.....	1952	21	38	1.81
Frank Chiarelli, Rensselaer.....	1953	20	36	1.80
Ray Belasky, Rensselaer.....	1959	21	37	1.76
Jerry Walker, Denver.....	1961	32	56	1.75
Abbie Moore, Rensselaer.....	1953	20	35	1.75
Abbie Moore, Rensselaer.....	1952	18	31	1.72
Chuck Delich, Air Force.....	1976	26	44	1.69
George Clark, Army.....	1974	28	47	1.68
George Clark, Army.....	1975	29	47	1.62
Dan Keefe, Brown.....	1955	18	29	1.61
Scott Roselius, Alas. Fairbanks.....	1980	20	32	1.60
Chuck Delich, Air Force.....	1974	27	43	1.59
Abbie Moore, Rensselaer.....	1954	23	36	1.57
Frank Chiarelli, Rensselaer.....	1954	23	35	1.52
Bert DeHate, Wisconsin.....	1968	31	47	1.52
Dave Rost, Army.....	1977	29	43	1.48
Red Berenson, Michigan.....	1962	29	43	1.48
Neil Celley, Michigan.....	1951	27	40	1.48
Gil Burford, Michigan.....	1950	27	40	1.48
Wayne Small, Brown.....	1967	24	35	1.46
Gordon McMillan, Michigan.....	1948	23	32	1.39

ASSISTS

Player, Team	Year	Games	Assists
Wayne Gagne, Western Mich.....	1987	43	76
Paul Kariya, Maine.....	1993	—	75
Tony Hrkac, North Dakota.....	1987	—	70
Jim Dowd, Lake Superior St.....	1990	—	67
Dallas Gaume, Denver.....	1986	—	67
Dave Taylor, Clarkson.....	1977	—	67
Dave Taylor, Clarkson.....	1976	—	67
Steve Moria, Alas. Fairbanks.....	1985	34	66
Dave Rost, Army.....	1975	29	66
Craig Norwiche, Wisconsin.....	1977	44	65
Dave Rost, Army.....	1977	29	65
Paul Pooley, Ohio St.....	1984	41	64
Jim Montgomery, Maine.....	1993	—	63
Dan Dorion, Western Mich.....	1986	—	62
Greg Johnson, North Dakota.....	1991	—	61
Ron Wilson, Providence.....	1975	—	61
Pat Murray, Michigan St.....	1990	—	60
Bill Watson, Minn. Duluth.....	1985	—	60
Adam Oates, Rensselaer.....	1984	—	60
Jim Knowlton, Army.....	1980	32	60
Lance Nethery, Cornell.....	1978	27	60
Vic Stanfield, Boston U.....	1975	—	60

ASSISTS PER GAME
(Minimum 35 Assists)

Player, Team	Year	GP	A	APG
Paul Midghall, Rensselaer.....	1959	21	49	2.33
Dave Rost, Army.....	1975	29	66	2.28
Dave Rost, Army.....	1977	29	65	2.24

Player, Team	Year	GP	A	APG
Lance Nethery, Cornell.....	1978	27	60	2.22
Tony Curran, Army.....	1969	28	55	1.96
Steve Moria, Alas. Fairbanks.....	1984	26	51	1.96
Steve Moria, Alas. Fairbanks.....	1985	34	66	1.94
Don Sennott, Brown.....	1951	24	46	1.92
Abbie Moore, Rensselaer.....	1953	20	38	1.90
Jim Knowlton, Army.....	1980	32	60	1.88
Bill Gilligan, Brown.....	1976	30	54	1.80
Brian Cornell, Cornell.....	1969	29	52	1.79
Dave Merhar, Army.....	1969	28	50	1.79
Bob Brinkworth, Rensselaer.....	1963	23	41	1.78
Tom Rost, Army.....	1980	32	57	1.78
Steve Moria, Alas. Fairbanks.....	1983	26	46	1.77
Wayne Gagne, Western Mich.....	1987	43	76	1.77
Gordon Wilkie, Michigan.....	1964	29	51	1.76
Bill Masterton, Denver.....	1961	32	56	1.75
Bob Dobek, Bowling Green.....	1975	35	58	1.66
Ryan Equale, Connecticut.....	1996	25	41	1.64
Lance Nethery, Cornell.....	1979	29	47	1.62
Martin St. Louis, Vermont.....	1996	34	55	1.62
Gary Batinich, Air Force.....	1977	26	42	1.62
Lance Nethery, Cornell.....	1977	29	47	1.59

POWER-PLAY GOALS

Player, Team	Year	PPG
Rob Bryden, Western Mich.....	1987	32
Tom Ross, Michigan St.....	1976	29
Mike Donnelly, Michigan St.....	1986	27
Tim Harrer, Minnesota.....	1980	27
Aaron Broten, Minnesota.....	1981	26
Stuart Burnie, Western Mich.....	1986	25
Pat Micheletti, Minnesota.....	1985	25
Rod Taylor, Ferris St.....	1991	24
Mitch Messier, Michigan St.....	1987	23
Perry Pooley, Ohio St.....	1984	23
Greg Meredith, Notre Dame.....	1980	23
Cal Ingraham, Maine.....	1993	22
Tom Ross, Michigan St.....	1975	22
Ted Cook, Niagara.....	2007	21
Mike Knuble, Michigan.....	1994	21
Dwayne Norris, Michigan St.....	1992	21
Kip Miller, Michigan St.....	1990	21
Mark Vermette, Lake Superior St.....	1988	21
Don Barber, Bowling Green.....	1987	21
Bill Shibicky, Michigan St.....	1987	21
Gary Emmons, Northern Mich.....	1986	21
Jason Botterill, Michigan.....	1997	20
Brian Farrell, Harvard.....	1993	20
Brett Hull, Minn. Duluth.....	1986	20
Andy Browne, Ohio St.....	1983	20

SHORT-HANDED GOALS

Player, Team	Year	SHG
John Madden, Michigan.....	1996	10
Chris Conner, Michigan Tech.....	2004	8
John Madden, Michigan.....	1997	8
Joe Frederick, Northern Mich.....	1993	8
Greg Dreschel, Colgate.....	1989	8
Tony Hrkac, North Dakota.....	1987	8
Keith Martin, Lake Superior St.....	1985	8
Doug Smail, North Dakota.....	1980	8
Craig Roehl, Denver.....	1978	8
Drew Stafford, North Dakota.....	2006	7
Randy Robitaille, Miami (Ohio).....	1997	7
Greg Stone, Fairfield.....	1995	7
Anson Carter, Michigan St.....	1995	7
Bobby Reynolds, Michigan St.....	1988	7
Mitch Messier, Michigan St.....	1987	7
Dale Krentz, Michigan St.....	1985	7
Dale Krentz, Michigan St.....	1984	7
Tom Anastos, Michigan St.....	1984	7
Bernie Saunders, Western Mich.....	1978	7

GAME-WINNING GOALS

Player, Team	Year	GWG
Colin Hemingway, New Hampshire.....	2002	10
Chuck Kobasew, Boston College.....	2001	10
Doug Weight, Lake Superior St.....	1991	10
Tim Barakett, Harvard.....	1986	10
John Newberry, Wisconsin.....	1982	10
Aaron Broten, Minnesota.....	1981	10
Tom Earl, Colgate.....	1970	10
T.J. Oshie, North Dakota.....	2006	9

Player, Team	Year	GWG
Joe Zappala, Yale.....	2004	9
Derek Nesbitt, Ferris St.	2003	9
Todd White, Clarkson.....	1997	9
Martin St. Louis, Vermont.....	1996	9
Peter Geronazzo, Colorado Col.....	1996	9
Chris Marinucci, Minn. Duluth.....	1993	9
Scott Fusco, Harvard.....	1984	9
Mickey Rego, Merrimack.....	1981	9
Mark Johnson, Wisconsin.....	1978	9
Steve Alley, Wisconsin.....	1977	9
Bryan Lerg, Michigan St.....	2007	8
Brett Sterling, Colorado Col.....	2006	8
Peter Sejna, Colorado Col.....	2003	8
R.J. Umberger, Ohio St.....	2003	8
Jeff Taffe, Minnesota.....	2002	8
Bryan Lundbohm, North Dakota.....	2001	8
Dale Rominski, Michigan.....	1999	8
Jason Krog, New Hampshire.....	1998	8
Bill Muckalt, Michigan.....	1998	8
Tim Leahy, Miami (Ohio).....	1997	8
Sean Tallaire, Lake Superior St.....	1996	8
Brad Purdie, Maine.....	1995	8
Mike Knuble, Michigan.....	1995	8
David Oliver, Michigan.....	1994	8
Chris Tancill, Wisconsin.....	1989	8
Bob Joyce, North Dakota.....	1987	8
Dwight Mathiasen, Denver.....	1986	8
Bill Watson, Minn. Duluth.....	1985	8
Perry Pooley, Ohio St.....	1984	8
Paul Houck, Wisconsin.....	1983	8
Phil Sykes, North Dakota.....	1982	8
Mark Johnson, Wisconsin.....	1979	8
Mike Zuke, Michigan Tech.....	1976	8
Jim Young, Wisconsin.....	1972	8
Jerry Sullivan, Michigan Tech.....	1961	8

Defense

SAVES

Player, Team	Year	Saves
Robb Stauber, Minnesota.....	1988	1,711
Chris Terreri, Providence.....	1985	1,418
Dave Versical, Michigan St.....	1976	1,410
Ron Clark, Michigan St.....	1975	1,400
Dean Anderson, Wisconsin.....	1988	1,305
Karl Bagnell, Michigan.....	1972	1,305
Damian Rhodes, Michigan Tech.....	1989	1,301
Lance Madson, Notre Dame.....	1989	1,288
Bob Mason, Minn. Duluth.....	1983	1,279
Bill Pye, Northern Mich.....	1989	1,261
Rick Heinz, Minn. Duluth.....	1976	1,259
Graham Melanson, Wisconsin.....	2001	1,254
Robbie Moore, Michigan.....	1973	1,254
Mike Bales, Ohio St.....	1991	1,227
Kirk Daubenspeck, Wisconsin.....	1995	1,224
Robbie Moore, Michigan.....	1974	1,203
Chad Erickson, Minn. Duluth.....	1990	1,198
Rick Palmer, Michigan.....	1977	1,191
Ron Grahame, Denver.....	1973	1,187
Eric Heffler, St. Lawrence.....	1998	1,185
Marty Wakelyn, Colorado Col.....	1985	1,184

SAVE PERCENTAGE

(Minimum 100 Saves, Played 33 percent of team's minutes)

Player, Team	Year	GA	Saves	Pct.
Jimmy Howard, Maine.....	2004	27	580	.956
Ryan Miller, Michigan St.....	2001	54	1,024	.950
Joel Laing, Rensselaer.....	2000	49	877	.947
David McKee, Cornell.....	2005	44	783	.947
Dov Grumet-Morris, Harvard.....	2004	52	923	.947
Ken Dryden, Cornell.....	1967	40	689	.945
Wade Dubielewicz, Denver.....	2002	41	673	.943
Godfrey Wood, Harvard.....	1961	—	—	.943
Yann Danis, Brown.....	2004	55	901	.942
David LeNeveu, Cornell.....	2003	39	607	.940
Yann Danis, Brown.....	2002	45	685	.938
Brian Elliott, Wisconsin.....	2006	55	837	.938
Ken Dryden, Cornell.....	1968	41	616	.938
Greg Gardner, Niagara.....	2000	64	937	.936
Derek Gustafson, St. Lawrence.....	2000	50	731	.936

Player, Team	Year	GA	Saves	Pct.
Ryan Miller, Michigan St.....	2002	71	1,039	.936
David LeNeveu, Cornell.....	2002	21	307	.936
Ken Dryden, Cornell.....	1969	—	—	.936
Kevin Regan, New Hampshire.....	2007	71	1,025	.935
Jeff Jakaitis, Lake Superior St.....	2004	43	599	.933
Bob Perani, St. Lawrence.....	1964	—	—	.933
Ryan Miller, Michigan St.....	2000	39	537	.932
Jamie Holden, Quinnipiac.....	2004	50	687	.932
Derek Puppa, Ala.-Huntsville.....	1996	43	586	.932

GOALS-AGAINST AVERAGE

(Minimum 500 Minutes)

Player, Team	Year	Mins.	GA	Avg.
Jimmy Howard, Maine.....	2004	1,364	27	1.19
David LeNeveu, Cornell.....	2003	1,946	39	1.20
David McKee, Cornell.....	2005	2,125	44	1.24
Godfrey Wood, Harvard.....	1962	—	—	1.27
Ryan Miller, Michigan St.....	2001	2,447	54	1.32
Fred McCready, Holy Cross.....	1969	—	—	1.43
Ken Dryden, Cornell.....	1967	1,646	40	1.46
David LeNeveu, Cornell.....	2002	842	21	1.50
Ken Dryden, Cornell.....	1968	1,620	41	1.52
Greg Gardner, Niagara.....	2000	2,503	64	1.53
Ryan Miller, Michigan St.....	2000	1,525	39	1.53
Brian Elliott, Wisconsin.....	2006	2,128	55	1.55
Joe Blackburn, Michigan St.....	1999	—	—	1.55
Chad Alban, Michigan St.....	1998	—	—	1.57
David Brown, Notre Dame.....	2007	2,390	63	1.58
Dov Grumet-Morris, Harvard.....	2005	1,911	52	1.63
Bob Essensa, Michigan St.....	1985	—	—	1.64
Wade Dubielewicz, Denver.....	2002	1,431	41	1.72
Robert O'Connor, Princeton.....	1948	—	—	1.72
Matti Kaltainen, Boston College.....	2004	2,280	67	1.76
Ryan Miller, Michigan St.....	2002	2,411	71	1.77
Cedrick Billequey, Ala.-Huntsville.....	1998	1,208	36	1.79
Ken Dryden, Cornell.....	1969	—	—	1.79

Miscellaneous

GOALIE WINNING PERCENTAGE

(Minimum Played 33 percent of team's minutes)

Player, Team	Year	W-L-T	Pct.*
Brian Cropper, Cornell.....	1970	29-0-0	1.000
Ken Dryden, Cornell.....	1967	26-0-1	.981
Garth Snow, Maine.....	1993	21-0-1	.977
Chris Bernard, Clarkson.....	1998	13-0-1	.964
Daren Puppa, Rensselaer.....	1985	30-1-1	.953
George Kirkwood, Denver.....	1961	30-1-1	.953
Ken Dryden, Cornell.....	1969	25-2-0	.926
Ken Dryden, Cornell.....	1968	25-2-0	.926
Marc Behrend, Wisconsin.....	1983	17-1-1	.921
Julian Baretta, Wisconsin.....	1977	21-2-0	.913
Ernie Glanville, Denver.....	1978	—	.912
Judd Lambert, Colorado Col.....	1996	16-1-2	.895
Jim Baxter, Union (N.Y.).....	1976	17-2-0	.895
David LeNeveu, Cornell.....	2003	28-3-1	.891
Errol McKibbin, Cornell.....	1966	14-2-0	.875
Paul Cruikshank, Yale.....	1951	14-2-0	.875
Karl Goehring, North Dakota.....	1998	23-3-1	.870
Marc Behrend, Wisconsin.....	1982	21-3-1	.860
Marty Turco, Michigan.....	1997	32-4-4	.850
Aaron Schweitzer, North Dakota.....	1997	17-3-0	.850
J.C. Wells, Quinnipiac.....	1999	21-3-2	.846
J.C. Wells, Quinnipiac.....	2000	15-2-2	.842
Steve Baker, Union (N.Y.).....	1977	16-3-0	.842

*Ties computed as half win, half loss.

GOALIE SHUTOUTS

Player, Team	Year	SHO
Greg Gardner, Niagara.....	2000	12
David McKee, Cornell.....	2005	10
Ryan Miller, Michigan St.....	2001	10
David LeNeveu, Cornell.....	2003	9
Brian Elliott, Wisconsin.....	2006	8
Cory Schneider, Boston College.....	2006	8
Ryan Miller, Michigan St.....	2002	8
Karl Goehring, North Dakota.....	2000	8
Ryan Miller, Michigan St.....	2000	8
Adam Berkhoeel, Denver.....	2004	7

Player, Team	Year	SHO
Dominic Vicari, Michigan St.	2004	7
Mike Ayers, New Hampshire	2003	7
Gerry Powers, Denver	1968	7
Joe Fallon, Vermont	2007	6
Joe Fallon, Vermont	2006	6
Jordan Parise, North Dakota	2006	6
Jimmy Howard, Maine	2004	6
Al Montoya, Michigan	2004	6
Joel Laing, Rensselaer	2000	6
Chad Alban, Michigan St.	1998	6
Blaine Lacher, Lake Superior St.	1994	6
Dave Caruso, Ohio St.	2006	5
Joe Fallon, Vermont	2005	5
Steve Silverthorn, Colgate	2005	5
Dominic Vicari, Michigan St.	2005	5
Matt Migliaccio, Michigan St.	2003	5
Mike Betz, Ohio St.	2002	5
Scott Clemmensen, Boston College	2000	5
Shep Harder, Colgate	2000	5
Joel Laing, Rensselaer	1999	5
Brant Nicklin, Minn. Duluth	1998	5
Bobby Fox, Rensselaer	1955	5
Bobby Fox, Rensselaer	1954	5

CONSECUTIVE GAME SHUTOUTS

Player, Team	Dates	SHO
Blaine Lacher, Lake Superior St.	March 4-14, 1994	5
Gerald "Spike" Schultz, North Dakota	1954	4
Brian Elliott, Wisconsin	March 18-26, 2006	3
Cory Schneider, Boston College	Jan. 14-21, 2006	3
Peter Mannino, Denver	March 4-19, 2005	3
Jimmy Howard, Maine	Oct. 26-Nov. 9, 2002	3
Scott Clemmensen, Boston College	Jan. 10-17, 1998	3
Kurt Brown, Colgate	1963	3
Bobby Goepfert, St. Cloud St.	Jan. 13-19, 2007	2
Joe Fallon, Vermont	Dec. 16-29, 2006	2
Dan Giffin, Canisius	Jan. 21-27, 2006	2
Joe Fallon, Vermont	Dec. 30-31, 2005	2
Joe Fallon, Vermont	Dec. 13-14, 2005	2
Dave Caruso, Ohio St.	Nov. 18-19, 2005	2
Bill McKenzie, Ohio St.	1972	2

CONSECUTIVE SHUTOUT MINUTES

Player, Team	Dates	Mins.
Blaine Lacher, Lake Superior St.	Feb. 26-March 2, 1994	375:01
Brian Elliott, Wisconsin	March 17-April 6, 2006	269:52
Scott Clemmensen, Boston College	Jan. 9-24, 1998	254:23
Gerald "Spike" Schultz, North Dakota	Jan. 15-Feb. 4, 1954	249:41
Cory Schneider, Boston College	Jan. 13-27, 2006	242:19
Greg Gardner, Niagara	Jan. 2-14, 2000	232:36
Peter Mannino, Denver	Feb. 26-March 27, 2004	208:42
Bob Bell, Providence	Dec. 28, 1993-Jan. 21, 1994	203:16
Joel Laing, Rensselaer	Jan. 3-16, 1999	197:31
Jimmy Howard, Maine	Oct. 26-Nov. 9, 2002	193:45
David Brown, Notre Dame	Oct. 17-Nov. 3, 2003	193:27
Jamie Holden, Quinnipiac	Jan. 17-30, 2004	192:35
Brian Cropper, Cornell	Dec. 13, 1969-Jan. 2, 1970	189:48
Alex Westlund, Yale	1997-98	179:49
Peter Mannino, Denver	Dec. 18, 2004-Jan. 22, 2005	178:16
Dave LeNeveu, Cornell	March 14-22, 2003	177:14
Bill Sack, Rensselaer	Jan. 4-18, 1964	175:48
Bernd Bruckler, Wisconsin	2003-04	171:10
John Vandermark, Cornell	Jan. 16-28, 1976	170:56
Joe Fallon, Vermont	Nov. 18-25, 2006	170:41
Pat Kielb, Air Force	Feb. 5-12, 1994	168:00
Ken Dryden, Cornell	Dec. 13-21, 1967	167:37
Dave Caruso, Ohio St.	Nov. 15-25, 2005	167:16
Brian Elliott, Wisconsin	2004-05	164:37
David McKee, Cornell	Dec. 5-28, 2003	159:27
Wade Dubielewicz, Denver	March 8-16, 2002	158:26
Brian Stankiewicz, Bowling Green	Feb. 18-March 3, 1978	154:43
Dan Giffin, Canisius	Jan. 21-27, 2006	147:34
Dave Caruso, Ohio St.	Jan. 7-14, 2006	147:31
Bill Horn, Western Mich.	Dec. 6-13, 1986	146:47

CAREER RECORDS

Offense

POINTS

Player, Team	Years	Games	G	A	Pts.
Dave Rost, Army	1974-77	114	104	226	330
Tom Ross, Michigan St.	1973-76	—	138	186	324
Mike Zuke, Michigan Tech	1973-76	163	133	177	310
Jim Montgomery, Maine	1990-93	—	103	198	301
Steve Colp, Michigan St.	1973-76	—	132	168	300
John Mayasich, Minnesota	1952-55	111	144	154	298
Nelson Emerson, Bowling Green	1987-90	178	112	182	294
Dan Dorion, Western Mich.	1983-86	—	115	178	293
Tom Rost, Army	1977-80	115	118	169	287
Dave Delich, Colorado Col.	1976-79	153	111	174	285
Brendan Morrison, Michigan	1994-97	155	102	182	284
Mike Carr, Mass.-Lowell	1980-83	—	134	145	279
Chuck Delich, Air Force	1974-77	109	156	123	279
Jim Dowd, Lake Superior St.	1988-91	—	91	183	274
Greg Johnson, North Dakota	1990-93	—	74	198	272
Paul Polillo, Western Mich.	1987-90	165	82	189	271
Steve Moria, Alas. Fairbanks	1983-85	86	108	163	271
Lance Nethery, Cornell	1976-79	111	91	180	271
Paul Pooley, Ohio St.	1981-84	149	114	156	270
Brian Hills, Bowling Green	1980-83	156	116	154	270
Pat Micheletti, Minnesota	1983-86	162	120	149	269
George McPhee, Bowling Green	1979-82	153	114	153	267
Mike Eaves, Wisconsin	1975-78	160	94	173	267
Dallas Gaume, Denver	1983-86	145	78	188	266
George Clark, Army	1972-75	109	135	131	266

POINTS PER GAME

Player, Team	Years	Games	G	A	Pts.	PPG
Abbie Moore, Rensselaer	1952-54	61	102	104	206	3.38
Paul Midghall, Rensselaer	1956-59	63	93	118	211	3.35
Frank Chiarelli, Rensselaer	1952-55	80	155	110	265	3.31
Steve Moria, Alas. Fairbanks	1983-85	86	108	163	271	3.15
Bob Brinkworth, Rensselaer	1961-64	71	110	106	216	3.04
Dave Merhar, Army	1967-69	79	112	117	229	2.90
Dave Rost, Army	1974-77	114	104	226	330	2.89
Ray Belasky, Rensselaer	1957-60	51	76	66	142	2.78
Chuck Delich, Air Force	1974-77	109	156	123	279	2.55
Gordon MacMillan, Michigan	1948-49	48	56	66	122	2.54
Tom Rost, Army	1977-80	115	118	169	287	2.50
Gil Burford, Michigan	1949-51	79	103	93	196	2.48
Don Sennott, Brown	1950-52	65	66	93	159	2.45
Lance Nethery, Cornell	1976-79	111	91	180	271	2.44
George Clark, Army	1972-75	109	135	131	266	2.44
Tim Sheehy, Boston College	1968-70	80	74	111	185	2.31
Jack Mulhern, Boston College	1949-51	59	64	72	136	2.31
Bob Wheeler, Brown	1950-52	65	86	63	149	2.29
Doug Ferguson, Cornell	1965-67	82	91	96	187	2.28
Bob Miller, New Hampshire	1974-77	65	51	97	148	2.28
Neil Celley, Michigan	1949-51	79	101	78	179	2.27
Warren Lewis, Boston College	1947-50	54	65	57	122	2.26
Tom Earl, Colgate	1968-70	72	97	64	161	2.24
Bill MacFarland, Michigan	1954-56	70	82	74	156	2.23
Tony Curran, Army	1967-69	79	59	117	176	2.23
Brian Cornell, Cornell	1967-69	67	53	95	148	2.21
Bill Masterton, Denver	1959-61	89	66	130	196	2.20
Bill Gilligan, Brown	1975-77	82	68	112	180	2.20

GOALS

Player, Team	Years	Games	Goals
Chuck Delich, Air Force	1974-77	109	156
Frank Chiarelli, Rensselaer	1952-55	80	155
George Clark, Army	1972-75	109	153
John Mayasich, Minnesota	1952-55	111	144
Denny Felsner, Michigan	1989-92	162	139
Tom Ross, Michigan St.	1973-76	—	138
Mike Carr, Mass.-Lowell	1980-83	—	134
Tom Mullen, American Int'l	1975-78	86	134
Mike Zuke, Michigan Tech	1973-76	163	133
Steve Colp, Michigan St.	1973-76	—	132
Ben Cherski, North Dakota	1952-55	—	131
Gary Emmons, Northern Mich.	1984-87	—	130
Tom Kern, Minn. St. Mankato	1980-83	—	129
Jamie Wansbrough, Bowling Green	1983-86	164	127
Ralph Cox, New Hampshire	1976-79	128	127

Player, Team	Years	Games	Goals
Mark Johnson, Wisconsin	1976-79	125	125
Brian Gionta, Boston College	1998-01	163	123
Pat Carroll, Minn. St. Mankato	1981-85	—	123
Mike Torrillo, Canisius	1985-88	—	121
Pat Micheletti, Minnesota	1983-86	162	120
Corey Millen, Minnesota	1984-87	149	119
Lance Murphy, Holy Cross	1968-70	—	119
Tom Rost, Army	1977-80	115	118
Mike Bartley, Bowling Green	1971-74	138	118
John Carter, Rensselaer	1983-86	131	117
Tim Harrer, Minnesota	1977-80	157	117

GOALS PER GAME

Player, Team	Years	Games	G	GPG
Frank Chiarelli, Rensselaer	1952-55	80	155	1.94
Abbie Moore, Rensselaer	1951-54	61	102	1.67
Bob Brinkworth, Rensselaer	1961-64	71	110	1.55
Ray Belasky, Rensselaer	1957-60	51	76	1.49
Paul Midghall, Rensselaer	1956-59	63	93	1.48
Chuck Delich, Air Force	1974-77	109	156	1.43
Dave Merhar, Army	1967-69	79	112	1.42
George Clark, Army	1972-75	109	135	1.40
Tom Earl, Colgate	1968-70	72	97	1.35
Bob Wheeler, Brown	1950-52	65	86	1.32
Jerry Walker, Denver	1960-61	66	87	1.32
Gil Burford, Michigan	1949-51	79	103	1.30
Neil Celley, Michigan	1949-51	79	101	1.28
Steve Moria, Alas. Fairbanks	1983-85	86	108	1.26
Dan Keefe, Brown	1953-55	55	67	1.22
Wally Gacek, Michigan	1948-49	48	58	1.21
Warren Lewis, Boston College	1947-50	54	65	1.20
Gary Butler, Michigan	1963-64	53	63	1.19
Bill MacFarland, Michigan	1954-56	70	82	1.17
Gordon McMillan, Michigan	1948-49	48	56	1.17
Bert DeHate, Wisconsin	1967-70	95	108	1.14
Doug Ferguson, Cornell	1965-67	82	91	1.11
Jack Mulhern, Boston College	1949-51	59	64	1.08
Al Renfrew, Michigan	1948-49	46	48	1.04
Tom Rost, Army	1977-80	115	118	1.03
Dan Fridgen, Colgate	1979-82	113	114	1.01
Brock Tredway, Cornell	1978-81	113	113	1.00
Mark Johnson, Wisconsin	1976-79	125	125	1.00
John McKennell, Michigan	1951-53	59	59	1.00

ASSISTS

Player, Team	Years	Games	Assists
Dave Rost, Army	1974-77	114	226
Wayne Gagne, Western Mich.	1984-87	162	199
Jim Montgomery, Maine	1990-93	—	198
Greg Johnson, North Dakota	1990-93	—	198
Theran Welsh, Wisconsin	1978-81	161	194
Paul Polillo, Western Mich.	1987-90	165	189
Dallas Gaume, Denver	1983-86	145	188
Tom Ross, Michigan St.	1973-76	—	186
Jim Dowd, Lake Superior St.	1988-91	—	183
Brendan Morrison, Michigan	1994-97	155	182
Nelson Emerson, Bowling Green	1987-90	178	182
Lance Nethery, Cornell	1976-79	111	180
Dan Dorion, Western Mich.	1983-86	157	178
Mike Zuke, Michigan Tech	1973-76	163	177
Martin St. Louis, Vermont	1994-97	139	176
Dave Delich, Colorado Col.	1976-79	153	174
Mike Eaves, Wisconsin	1975-78	160	173
Jim Knowlton, Army	1979-82	131	172
Ron Wilson, Providence	1974-77	—	172
Tom Rost, Army	1977-80	115	169
Mark Taylor, North Dakota	1977-80	—	168
Steve Colp, Michigan St.	1973-76	—	168
Brian Wiseman, Michigan	1991-94	166	164
Steve Moria, Alas. Fairbanks	1983-85	—	163
Larry Olimb, Minnesota	1989-92	182	159

ASSISTS PER GAME

Player, Team	Years	Games	A	APG
Dave Rost, Army	1974-77	114	226	1.98
Steve Moria, Alas. Fairbanks	1983-85	86	163	1.90
Paul Midghall, Rensselaer	1956-59	63	118	1.87
Abbie Moore, Rensselaer	1952-54	61	104	1.70
Lance Nethery, Cornell	1976-79	111	180	1.62
Adam Oates, Rensselaer	1982-85	98	150	1.53
Bob Brinkworth, Rensselaer	1961-64	71	106	1.49
Dave Merhar, Army	1967-69	79	117	1.48
Tony Curran, Army	1967-69	79	117	1.48

Player, Team	Years	Games	A	APG
Tom Rost, Army	1977-80	115	169	1.47
Bill Masterton, Denver	1959-61	89	130	1.46
Gary Kearns, Rensselaer	1956-58	57	83	1.46
Don Sennott, Brown	1950-52	65	93	1.43
Brian Cornell, Cornell	1967-69	67	95	1.42
Gordon Wilkie, Michigan	1962-64	80	111	1.39
Gordon McMillan, Michigan	1948-49	48	66	1.38
Bill Gilligan, Brown	1975-77	82	112	1.37
Jim Knowlton, Army	1979-82	131	172	1.31
Dallas Gaume, Denver	1983-86	145	188	1.30
Larry Fullan, Cornell	1970-72	85	108	1.27
Murray Eaves, Michigan	1979-80	56	71	1.27
Bob Dobek, Bowling Green	1973-75	108	134	1.24
Dave Skalko, Air Force	1970-73	118	144	1.22
Curt Bennett, Brown	1968-70	70	85	1.21
Theran Welsh, Wisconsin	1977-81	161	194	1.20

POWER-PLAY GOALS

Player, Team	Years	PPG
Tom Ross, Michigan St.	1973-76	72
Denny Felsner, Michigan	1989-92	60
Brett Sterling, Colorado Col.	2003-06	56
Rob Bryden, Western Mich.	1984-87	53
Steve Colp, Michigan St.	1973-76	53
David Oliver, Michigan	1991-94	52
Lane MacDonald, Harvard	1985-89	52
Gary Emmons, Northern Mich.	1984-87	51
Stuart Burnie, Western Mich.	1983-86	51
Jason Botterill, Michigan	1994-97	50
Mike Knuble, Michigan	1992-95	48
Scott Pellerin, Maine	1989-92	47
Mark Johnson, Wisconsin	1977-79	47
Bill Oleksuk, Minn. Duluth	1979-82	46
Brock Tredway, Cornell	1978-81	46
Andy Browne, Ohio St.	1981-84	45
Jeff Napierala, Lake Superior St.	1988-91	44
Paul Lowden, Ferris St.	1984-87	43
Mark Taylor, North Dakota	1977-80	43
Mike Hartman, Bowling Green	1975-78	43
Scott Fusco, Harvard	1983-86	42
Mark Hamway, Michigan St.	1980-83	42
Bill Muckalt, Michigan	1995-98	41
Mike Zuke, Michigan Tech	1973-76	41
Anson Carter, Michigan St.	1993-96	40
Jeff Saterdalen, St. Cloud St.	1990-92	40
Bill Shibicky, Michigan St.	1984-87	40
Perry Pooley, Ohio St.	1981-84	40
Tom Cullity, Penn/Vermont	1977, 1978-80	40
Mike Eaves, Wisconsin	1975-78	40
Daryl Rice, Michigan St.	1973-76	40

SHORT-HANDED GOALS

Player, Team	Years	SHG
John Madden, Michigan	1994-97	23
Joe Frederick, Northern Mich.	1990-93	16
Dale Krentz, Michigan St.	1982-85	14
Martin St. Louis, Vermont	1994-97	13
Keith Martin, Lake Superior St.	1983-86	13
Rob Bonneau, Massachusetts	1994-97	12
Russ Romaniuk, North Dakota	1988-91	12
Bobby Reynolds, Michigan St.	1986-89	12
Rod Schluter, Ferris St.	1986-89	12
Lane MacDonald, Harvard	1986-89	12
John Harrington, Minn. Duluth	1976-79	12

GAME-WINNING GOALS

Player, Team	Years	GWG
Brett Sterling, Colorado Col.	2003-06	23
David Oliver, Michigan	1991-94	21
Mike Zuke, Michigan Tech	1973-76	21
Sean Tallaire, Lake Superior St.	1993-96	20
Mark Johnson, Wisconsin	1977-79	20
Bill Muckalt, Michigan	1995-98	19
Jean-Yves Roy, Maine	1989-92	19
Mike Hartman, Bowling Green	1975-78	19
Jeff Hamilton, Yale	1998-01	18
Todd White, Clarkson	1994-97	18
Eric Perrin, Vermont	1994-97	18
Andy Browne, Ohio St.	1981-84	18
Mike Carr, Mass.-Lowell	1980-83	18
Mickey Rego, Merrimack	1978-81	18
Mark Taylor, North Dakota	1977-80	18

Player, Team	Years	GWG
Tom Earl, Colgate	1967-70	18
Scott Fusco, Harvard	1983-86	17
Pat Carroll, Minn. St. Mankato	1982-85	17
John Markell, Bowling Green	1976-79	17
Jason Zent, Wisconsin	1991-94	16
Brian Wiseman, Michigan	1991-94	16
Denny Felsner, Michigan	1989-92	16
Chris Tancill, Wisconsin	1987-90	16
Jamie Wansbrough, Bowling Green	1983-86	16
Brandon Bochenski, North Dakota	2001-04	15
Mark Rycroft, Denver	1998-00	15
Martin St. Louis, Vermont	1994-97	15
Derek Plante, Minn. Duluth	1989-93	15
Trent Anderson, Cornell	1988-91	15
Nelson Emerson, Bowling Green	1987-90	15
Dwight Mathiasen, Denver	1984-86	15
Brian Hills, Bowling Green	1980-83	15
Brock Tredway, Cornell	1978-81	15

Defense

SAVES

Player, Team	Years	Saves
Robbie Moore, Michigan	1973-76	4,434
Tim Thomas, Vermont	1994-97	3,950
Glenn Healy, Western Mich.	1982-85	3,933
Rick Heinz, Minn. Duluth	1975-78	3,899
Brant Nicklin, Minn Duluth	1996-00	3,880
Graham Melanson, Wisconsin	1998-01	3,850
Bill Horn, Western Mich.	1986-89	3,826
Marty Wakelyn, Colorado Col.	1983-86	3,630
Bruce Racine, Northeastern	1985-88	3,620
Greg Taylor, Boston College	1994-97	3,605
Derek Pizzey, Colorado Col.	1986-89	3,603
Gary Kruzich, Bowling Green	1984-87	3,580
Ron Grahame, Denver	1970-73	3,565
Warren "Scott" Sharples, Michigan	1987-90	3,534
Lance Madson, Notre Dame	1987-90	3,519
Kirk Daubenspeck, Wisconsin	1994-97	3,517
Brian Leitza, St. Cloud St.	1995-98	3,500
Taras Lendzyk, Minn. Duluth	1993-96	3,491
Pat Tims, Lake Superior St.	1974-77	3,477
Mike Brown, Ferris St.	2002-05	3,409
Jeff Poeschl, Northern Mich.	1981-84	3,403
Dan Murphy, Clarkson	1995-98	3,375
Bill Pye, Northern Mich.	1988-91	3,362
Jamie Ram, Michigan Tech	1991-94	3,336
Mike Betz, Ohio St.	2001-04	3,328

SAVE PERCENTAGE

Player, Team	Years	GA	Saves	Pct.
Ryan Miller, Michigan St.	2000-02	164	2,600	.941
Ken Dryden, Cornell	1967-69	128	1,987	.939
David LeNeveu, Cornell	2002-03	60	914	.938
Jimmy Howard, Maine	2002-05	148	1,995	.931
Brian Elliott, Wisconsin	2004-07	148	1,984	.931
Galen Nagle, Bemidji St.	1981-84	—	—	.931
David McKee, Cornell	2004-06	177	2,208	.926
Joel Laing, Rensselaer	1997-00	231	2,881	.926
Bobby Goepfert, St. Cloud St.	2005-07	165	2,014	.924
Jeff Maund, Ohio St.	1998-99	162	1,893	.921
Jordan Parise, North Dakota	2003-06	172	2,006	.921
Joe Blackburn, Michigan St.	1998-01	100	1,156	.920
Brian Cropper, Cornell	1969-70	117	1,347	.920
Jack Shepard, Army	1960-63	—	—	.920
Frank Doyle, Maine	2002-04	82	934	.919
Scott Meyer, St. Cloud St.	1998-01	181	2,059	.919
Dave Caruso, Ohio St.	2003-06	195	2,213	.919
Karl Goehring, North Dakota	1998-01	249	2,783	.918
Nathan Marsters, Rensselaer	2001-04	282	3,118	.917
Kurt Brown, Colgate	1962-64	—	—	.917
Steve Silverthorn, Colgate	2002-05	213	2,261	.914
Dean Weasler, St. Cloud St.	1999-02	174	1,839	.914
Morgan Cey, Notre Dame	2002-05	298	3,124	.913
Matt Underhill, Cornell	1999-02	196	2,052	.913
Mark Behrend, Wisconsin	1980-83	—	—	.912
Parris Duffus, Cornell	1991-92	77	791	.911
Jason Elliott, Cornell	1995-98	243	2,462	.910
Jon Casey, North Dakota	1981-84	224	2,268	.910
Laing Kennedy, Cornell	1961-63	174	1,754	.910
Graham Melanson, Wisconsin	1998-01	140	3,850	.910

GOALS-AGAINST AVERAGE (Minimum 1,500 Minutes)

Player, Team	Years	Goals Allowed	Minutes	GA Avg.
David LeNeveu, Cornell	2002-03	60	2,789	1.29
Ryan Miller, Michigan St.	2000-02	164	6,383	1.54
Ken Dryden, Cornell	1967-69	128	4,830	1.59
Godfrey Wood, Harvard	1960-63	—	—	1.71
David McKee, Cornell	2004-06	177	6,193	1.71
Joe Blackburn, Michigan St.	1998-01	100	3,403	1.75
Brian Elliott, Wisconsin	2004-07	148	4,985	1.78
Jimmy Howard, Maine	2002-05	148	4,825	1.84
Frank Doyle, Maine	2002-04	82	2,504	1.96
Galen Nagle, Bemidji St.	1981-84	—	—	2.04
Dave Caruso, Ohio St.	2003-06	195	5,640	2.07
Brian Cropper, Cornell	1969-71	117	3,327	2.11
Jordan Parise, North Dakota	2003-06	172	4,822	2.14
Ty Conklin, New Hampshire	1999-01	202	5,581	2.17
Phil Osaer, Ferris St.	1999-01	116	3,197	2.18
George Kirkwood, Denver	1960-61	145	—	2.20
Jack Shepard, Army	1960-63	—	—	2.20
Steve Silverthorn, Colgate	2002-05	213	5,743	2.23
Karl Goehring, North Dakota	1998-01	249	6,688	2.23
Bobby Goepfert, St. Cloud St.	2005-07	165	4,413	2.24
Josh Blackburn, Michigan	1999-02	341	8,950	2.29
Curtis McElhinney, Colorado Col.	2002-05	199	5,153	2.32
Matt Underhill, Cornell	1999-02	196	5,070	2.32
Marty Turco, Michigan	1995-98	361	9,335	2.32
Jeff Maund, Ohio St.	1998-99	162	4,141	2.35
Gerry Powers, Denver	1967-69	225	—	2.35

GOALIE SHUTOUTS

Player, Team	Years	Games	SO
Ryan Miller, Michigan St.	1999-02	106	26
David McKee, Cornell	2004-06	102	18
Joe Fallon, Vermont	2005-07	99	17
Brian Elliott, Wisconsin	2004-07	86	16
Dominic Vicari, Michigan St.	2003-06	83	16
Jeff Sanger, Colorado Col.	1999-02	127	16
Greg Gardner, Niagara	1997-00	113	16
Jimmy Howard, Maine	2003-05	82	15
Karl Goehring, North Dakota	1998-01	118	15
Mike Ayers, New Hampshire	2001-04	101	13
Joel Laing, Rensselaer	1997-00	—	13
Ken Dryden, Cornell	1966-69	83	13
Gerry Powers, Denver	1966-69	96	13
Adam Berkhoeel, Denver	2001-04	98	12
Chad Alban, Michigan St.	1994-98	131	12
Bobby Fox, Rensselaer	1952-55	—	12
David LeNeveu, Cornell	2001-03	46	11
Jordan Parise, North Dakota	2003-06	82	10
Nathan Marsters, Rensselaer	2001-04	—	10
Brant Nicklin, Minn. Duluth	1997-00	137	8
Frank Doyle, Maine	2003-04	44	7

Miscellaneous

GOALIE WINNING PERCENTAGE

Player, Team	Years	W-L-T	Pct.*
Ken Dryden, Cornell	1966-69	76-4-1	.944
Brian Cropper, Cornell	1968-71	50-5-0	.909
Jim Baxter, Union (N.Y.)	1976-77	22-2-1	.900
Daren Puppa, Rensselaer	1983-85	54-7-1	.879
Garth Snow, Maine	1989, 1991-93	66-10-3	.854
Marc Behrend, Wisconsin	1980-83	49-8-3	.842
Brian Stankiewicz, Bowling Green	1978-79	27-6-0	.818
Dave Elenbaas, Cornell	1971-73	48-11-3	.808

*Ties computed as half win, half loss.

GOALIE WINS

Player, Team	Years	Wins
Marty Turco, Michigan	1995-98	127
Steve Shields, Michigan	1991-94	111
Scott Clemmensen, Boston College	1998-01	99
Josh Blackburn, Michigan	1999-02	92
Chad Alban, Michigan St.	1995-98	88
Gary Kruzich, Bowling Green	1984-87	88
Ron Grahame, Denver	1970-73	82
Graham Melanson, Wisconsin	1998-01	81

Player, Team	Years	Wins
Karl Goehring, North Dakota	2003-06	80
Duane Derksen, Wisconsin	1989-92	80
Jeff Sanger, Colorado Col.	1999-02	76
Ken Dryden, Cornell	1967-69	76
Gerry Powers, Denver	1967-69	76
Mike Betz, Ohio St.	2001-04	73
Dean Anderson, Wisconsin	1985-88	68
Brian Leitza, St. Cloud St.	1995-98	66
Garth Snow, Maine	1989, 1991-93	66
Greg Gardner, Niagara	1997-00	64
Mike Brown, Ferris St.	2002-05	63
Curtis McElhinney, Colorado Col.	2002-05	62
Wally Charko, Bowling Green	1978-81	61
Taras Lendzyk, Minn. Duluth	1993-96	60
Paul Connell, Bowling Green	1987-90	60
Rick Kostl, Minn. Duluth	1983-85	60
Rodney Schneck, Denver	1957-59	60
Stephen Wagner, Denver	1997-00	59
Neil Little, Rensselaer	1991-94	58
Nathan Marsters, Rensselaer	2001-04	57
George Kirkwood, Denver	1960-61	57

CONSECUTIVE GAMES PLAYED BY A SKATER

Player, Team	Years	Cons. G
Chris Porter, North Dakota	2004-07	175
Jeff Scissons, Minn. Duluth	1997-00	153
Jeremy Downs, Cornell	2002-05	138
^Tophher Scott, Cornell	2005-07	101
^Raymond Sawada, Cornell	2005-07	101

^Active streak entering 2007-08 season.

CONSECUTIVE GAMES PLAYED BY A GOALIE

Player, Team	Years	Cons. G
David McKee, Cornell	2004-06	102
Brant Nicklin, Minn. Duluth	1996-98	76
Joe Selinger, Michigan St.	1957-59	60
Jeff Lerg, Michigan St.	2006-07	55
Blair Allison, Maine	1994-95	51
Ben Bishop, Maine	2005-07	40
Al Finkelstein, North Dakota	1951-53	40
Pete Waselovich, North Dakota	1973-74	32
Tom Yurkovich, North Dakota	1956-57	29
*Philippe Lamoureux, North Dakota	2006-07	^26
Rudy Lindbeck, North Dakota	1950-51	26
Toby Kvalevog, North Dakota	1994-96	24

*Active player. ^Active streak entering 2007-08 season.

CONSECUTIVE GAMES STARTED BY A GOALIE

Player, Team	Years	Cons. St.
Brant Nicklin, Minn. Duluth	1996-98	76
Blair Allison, Maine	1994-95	51
Ben Bishop, Maine	2005-07	40
Al Finkelstein, North Dakota	1951-53	40
Pete Waselovich, North Dakota	1973-74	32
Tom Yurkovich, North Dakota	1956-57	29
*Philippe Lamoureux, North Dakota	2006-07	^26
Rudy Lindbeck, North Dakota	1950-51	26
Toby Kvalevog, North Dakota	1994-96	24

*Active player. ^Active streak entering 2007-08 season.

Annual Individual Champions

Offense

POINTS PER GAME

Year	Player, Team	Games	Pts.	Avg.
1996	Ryan Equale, Connecticut	25	62	2.48
1997	Brendan Morrison, Michigan	42	85	2.02
1998	Rob Curtis, Fairfield	22	44	2.00
1999	Jason Krog, New Hampshire	41	85	2.07
2000	Steve Reinprecht, Wisconsin	37	66	1.78
2001	Mike Bishai, Western Mich.	37	68	1.84
2002	Daren Haydar, New Hampshire	40	76	1.90
2003	Peter Sejna, Colorado Col.	42	82	1.95
2004	Jared Ross, Ala.-Huntsville	31	50	1.61
2005	Marty Sertich, Colorado Col.	43	64	1.49
2006	Dave Borelli, Mercyhurst	33	51	1.55
2007	T.J. Hensick, Michigan	41	69	1.68

GOALS PER GAME

Year	Player, Team	Games	Goals	Avg.
1996	Pat Lyons, Iona	25	28	1.12
1997	Todd White, Clarkson	37	38	1.03
1998	Rob Curtis, Fairfield	22	27	1.23
1999	Ryan Carter, Iona	33	33	1.00
2000	Brad Tapper, Rensselaer	37	31	0.84
2001	Brian Gionta, Boston College	43	33	0.77
2002	Mark Hartigan, St. Cloud St.	42	37	0.88
2003	Peter Sejna, Colorado Col.	42	36	0.86
2004	Junior Lessard, Minn. Duluth	45	32	0.71
2005	Brett Sterling, Colorado Col.	43	34	0.79
2006	Ryan Potulny, Minnesota	41	38	0.93
2007	Ted Cook, Niagara	37	32	0.86

ASSISTS PER GAME

Year	Player, Team	Games	Asst.	Avg.
1996	Ryan Equale, Connecticut	25	41	1.64
1997	Brendan Morrison, Michigan	42	55	1.31
1998	Ryan Murray, Fairfield	21	27	1.29
1999	Jason Krog, New Hampshire	41	51	1.24
2000	Shawn Horcof, Michigan St.	42	51	1.21
2001	Mike Bishai, Western Mich.	37	45	1.22
2002	John Pohl, Minnesota	44	52	1.18
2003	Noah Clarke, Colorado Col.	42	49	1.17
2004	Jared Ross, Ala.-Huntsville	31	31	1.00

Year	Player, Team	Games	Asst.	Avg.
2005	Colin Murphy, Michigan Tech	37	42	1.14
2006	Matt Carle, Denver	39	42	1.08
2007	T.J. Hensick, Michigan	41	46	1.12

POWER-PLAY GOALS

Year	Player, Team	Games	PPG
1996	Peter Geronazzo, Colorado Col.	42	19
1997	Jason Betterill, Michigan	41	19
1998	Justin Kieffer, Air Force	34	14
1999	Adam Edinger, Bowling Green	38	14
2000	Ben Guite, Maine	40	15
2001	Grant Potulny, Minnesota	42	16
2002	Jeff Taffe, Minnesota	43	14
	John Pohl, Minnesota	44	14
2003	Greg Hogeboom, Miami (Ohio)	41	17
	Tom Preissing, Colorado Col.	42	17
2004	Junior Lessard, Minn. Duluth	45	14
2005	Brett Sterling, Colorado Col.	43	18
2006	Ryan Potulny, Minnesota	41	17
	Brett Sterling, Colorado Col.	41	17
2007	Ted Cook, Niagara	37	21

SHORT-HANDED GOALS

Year	Player, Team	Games	SHG
1996	John Madden, Michigan	42	10
1997	John Madden, Michigan	41	8
1998	Derek Bekar, New Hampshire	35	5
1999	Erik Cole, Clarkson	36	6
2000	J.P. Vigier, Northern Mich.	39	6
	Scott Matzka, Michigan	40	6
2001	Brian Gionta, Boston College	43	5
2002	Mark Hartigan, St. Cloud St.	42	6
2003	Billy Collins, Wayne St. (Mich.)	40	5
2004	Chris Conner, Michigan Tech	38	8
2005	Bruce Mulherin, Ala.-Huntsville	31	4
	Mike Iggulden, Cornell	35	4
	Dave Borelli, Mercyhurst	36	4
	Nathan Davis, Miami (Ohio)	38	4
	Stephen Werner, Massachusetts	38	4
	Andrew Contois, Northern Mich.	39	4
	Adam Mitchell, Colgate	39	4
	Adam Burish, Wisconsin	41	4
2006	Drew Stafford, North Dakota	42	7
2007	Mark Letestu, Western Mich.	37	5

GAME-WINNING GOALS

Year	Player, Team	Games	GWG
1996	Martin St. Louis, Vermont.....	34	9
	Peter Geronazzo, Colorado Col.	42	9
1997	Todd White, Clarkson	37	9
1998	Jason Krog, New Hampshire.....	38	8
1999	Dale Rominski, Michigan.....	41	8
2000	Sean Nolan, Colgate.....	32	7
	Brad Tapper, Rensselaer	37	7
	Kyle Martin, Niagara	42	7
	Lee Goren, North Dakota	44	7
2001	Chuck Kobasew, Boston College	43	10
2002	Colin Hemingway, New Hampshire	40	10
2003	Derek Nesbitt, Ferris St.....	42	9
2004	Joe Zappala, Yale.....	31	9
2005	Dirk Southern, Northern Mich.	32	7
	Brett Hemingway, New Hampshire	42	7
	Brett Sterling, Colorado Col.....	43	7
2006	T.J. Oshie, North Dakota.....	44	9
2007	Bryan Lerg, Michigan St.	41	8

Defense

SAVE PERCENTAGE

Year	Player, Team	Games	GA	Svs.	Pct.
1996	Tim Thomas, Vermont.....	37	88	1,157	.924
1997	Trevor Koenig, Union (N.Y.).....	28	57	831	.931
1998	Chad Alban, Michigan St.	37	59	801	.926
1999	Eric Heffler, St. Lawrence	37	88	1,273	.931
2000	Joel Laing, Rensselaer	27	49	926	.947
2001	Ryan Miller, Michigan St.	40	54	1,024	.950
2002	Wade Dubielewicz, Denver	41	41	673	.943
2003	David LeNeveu, Cornell.....	39	39	607	.940
2004	Jimmy Howard, Maine.....	22	27	580	.956
2005	David McKee, Cornell.....	35	44	783	.947
2006	Brian Elliott, Wisconsin	35	55	837	.938
2007	Kevin Regan, New Hampshire	35	71	1,025	.935

GOALS-AGAINST AVERAGE

Year	Player, Team	Games	Mins.	GA	GAAvg.
1996	Judd Lambert, Colorado Col.	19	1,179	42	2.14
1997	Trevor Koenig, Union (N.Y.).....	28	1,681	57	2.03
1998	Chad Alban, Michigan St.	37	2,253	59	1.57
1999	Joe Blackburn, Michigan St.....	33	2,013	52	1.55
2000	Greg Gardner, Niagara.....	41	2,503	64	1.53
2001	Ryan Miller, Michigan St.	40	2,447	54	1.32
2002	David LeNeveu, Cornell.....	14	842	21	1.50
2003	David LeNeveu, Cornell.....	32	1,946	39	1.20
2004	Jimmy Howard, Maine.....	22	1,364	27	1.19
2005	David McKee, Cornell.....	35	2,125	44	1.24
2006	Brian Elliott, Wisconsin	35	2,128	55	1.55
2007	David Brown, Notre Dame.....	39	2,390	63	1.58

Miscellaneous

GOALIE WINNING PERCENTAGE

Year	Player, Team (Record)	Pct.*
1996	Judd Lambert, Colorado Col. (16-1-2).....	.895
1997	Marty Turco, Michigan (32-4-4).....	.850
	Aaron Schweitzer, North Dakota (17-3-0)850
1998	Chris Bernard, Clarkson (13-0-1).....	.964
1999	J.C. Wells, Quinnipiac (21-3-2).....	.846
2000	J.C. Wells, Quinnipiac (15-2-2).....	.842
2001	Ryan Miller, Michigan St. (31-5-4)825
2002	Wade Dubelewicz, Denver (20-4-0)833
2003	Dave LeNeveu, Cornell (28-3-1).....	.891
2004	Frank Doyle, Maine (19-4-0)826
2005	Cory Schneider, Boston College (13-1-4).....	.833
2006	Brian Elliott, Wisconsin (27-5-3)814
2007	David Brown, Notre Dame (30-6-3).....	.808

*Ties computed as half win, half loss.

Team Records

Official NCAA men's ice hockey records began with the 1947-48 (1948) season and are based on information submitted to the NCAA statistics service by institutions participating in the statistics rankings. In statistical rankings, the rounding of percentages and/or averages may indicate ties where none exist. In these cases, the numerical order of the rankings is accurate.

Offense

GOALS SCORED

Period

11—Mass.-Lowell vs. Bryant, Feb. 17, 1979 (2nd period); Maine vs. St. Thomas (Minn.), Nov. 11, 1978 (2nd period); Harvard vs. Cornell, Jan. 10, 1959 (3rd period); Northeastern vs. Norwich, Feb. 9, 1948 (2nd period)

Game (Single Team)

23—Ala.-Huntsville vs. Sacred Heart, Nov. 8, 1997

Game (Combined)

28—Northeastern (21) vs. Brown (7), Dec. 17, 1968

Season

292—Maine (45 games, 6.49 per game), 1993

GOALS PER GAME

Season

8.22—Rensselaer (18 games, 148 goals), 1952

MOST ASSISTS

Game (Single Team)

36—Mass.-Lowell vs. Bryant, Feb. 17, 1979

Season

481—Maine (45 games, 10.69 per game), 1993

FEWEST ASSISTS

Season

86—Michigan St. (22 games, 3.91 per game), 1956

POINTS SCORED

Game (Single Team)

57—Mass.-Lowell vs. Bryant, Feb. 17, 1979

Game (Combined)

58—Notre Dame (40) vs. Plattsburgh St. (18), Dec. 31, 1985

Season

773—Maine (45 games, 17.18 per game), 1993

POWER-PLAY GOALS

Game

8—Ala.-Huntsville vs. Canisius, Jan. 8, 1993; Maine vs. Mass.-Lowell, March 3, 1990

Season

99—Minnesota (41 games, 2.41 per game), 1980

POWER-PLAY PERCENTAGE

Season

.402—Boston U. (164 opportunities, 66 goals), 1971

SHORT-HANDED GOALS

Game

6—Wisconsin vs. Wis.-Superior, Nov. 24, 1967

Season

24—Michigan St., 1984 (46 games)

Defense

PENALTY-KILL PERCENTAGE

Season

.920—Michigan St. (187 opportunities, 15 goals allowed), 1999

FEWEST GOALS ALLOWED

Season

39—Colgate, 1963

FEWEST GOALS ALLOWED PER GAME

Season

1.29—Cornell (45 goals allowed in 35 games), 2005

MOST GOALS ALLOWED

Season

232—Miami (Ohio) (39 games), 1987

Miscellaneous

LARGEST MARGIN OF VICTORY

22—Mass.-Lowell (22) vs. American Int'l (0), Dec. 12, 1981

SCORING MARGIN PER GAME

Season

3.56—Ohio St. (178 goals scored, 82 goals allowed, 27 games), 1970

WINNING PERCENTAGE

1.000—Cornell (29-0-0), 1970; Iona (16-0-0), 1967; Clarkson (23-0-0), 1956

WINS

42—Maine (42-1-2, .956), 1993

LOSSES

31—Fairfield, 1998; Colorado Col., 1988; Miami (Ohio), 1987

FEWEST WINS

0—Colorado Col. (0-18-0, .000), 1962; Brown (0-20-0, .000), 1961

FEWEST LOSSES

0—Ala.-Huntsville (26-0-3, .948), 1996; Cornell (29-0-0, 1.000), 1970; Iona (16-0-0, 1.000), 1967; Clarkson (23-0-0, 1.000), 1956

TIES

9—Minnesota (15-19-9, .453), 1998

HOME WINS

25—Minnesota (25-7-1, .758), 1982

ROAD WINS

20—Lake Superior St. (20-6-1, .759), 1995; Michigan St. (20-6-0, .769), 1990

OVERTIME GAMES

14—Wisconsin (43 games), 2004

OVERTIME WINS

6—Michigan (46 games, 7 OT), 1998; Lake Superior St. (45 games, 13 OT), 1995; Michigan St. (45 games, 11 OT), 1987; Cornell (32 games, 11 OT), 1986; Boston College (39 games), 1984; Wisconsin (45 games, 8 OT), 1977

OVERALL WINNING STREAK

36—Mass.-Lowell, Jan. 15, 1981-Jan. 26, 1982

OVERALL UNBEATEN STREAK

38—Rensselaer, Nov. 24, 1984-Nov. 16, 1985

OVERALL LOSING STREAK

29—Colorado Col., 1960-62

OVERALL WINLESS STREAK

29—Colorado Col., 1960-62

HOME WINNING STREAK

63—Cornell, Jan. 14, 1967-Jan. 29, 1972

HOME LOSING STREAK

11—Princeton, 1970-71

ROAD WINNING STREAK

20—Boston U., 1977-78

ROAD LOSING STREAK

35—Air Force, Feb. 11, 1995-Feb. 27, 1998

CONFERENCE WINNING STREAK

(Includes all games vs. conference opponents)

25—Rensselaer (ECAC), Nov. 17, 1984-Nov. 15, 1985

CONFERENCE UNBEATEN STREAK

(Includes all games vs. conference opponents)

34—Maine (31-0-3, Hockey East), Jan. 25, 1992-Feb. 13, 1993

PENALTY MINUTES

Game (Single Team)

150—Ohio St. vs. Northern Mich., Jan. 30, 1981

Game (Combined)

268—Maine (144) vs. Boston U. (124), Jan. 24, 2004

Season

1,353—Ohio St. (40 games, 33.83 per game), 1988

PENALTIES

Game (Single Team)

36—Ferris St. vs. Ohio St., March 7, 1998

Game (Combined)

64—Minn. Duluth (35) vs. North Dakota (29), Oct. 31, 1998; Ferris St. (36) vs. Ohio St. (28), March 7, 1998

FEWEST PENALTY MINUTES

Season

135—Minnesota (24 games, 5.63 per game), 1958

CONSECUTIVE GAME SHUTOUTS

5—Lake Superior St., March 4-19, 1994

CONSECUTIVE SHUTOUT MINUTES

375:01—Lake Superior St., Feb. 26-March 2, 1994

LONGEST GAME

141:35—Yale (3) vs. Union (N.Y.) (2) (5 OT), March 4, 2006

Team Leaders

Official NCAA men's ice hockey records began with the 1948 season and are based on information submitted to the NCAA statistics service by institutions participating in the statistics rankings. In statistical rankings, the rounding of percentages and/or averages may indicate ties where none exist. In these cases, the numerical order of the rankings is accurate.

SINGLE-GAME RECORDS

Offense

GOALS SCORED

Period

No.	Team vs. Opponent	Date
11	Mass.-Lowell vs. Bryant (2nd per.)	Feb. 17, 1979
11	Maine vs. St. Thomas (Minn.) (2nd per.)	Nov. 11, 1978
11	Harvard vs. Cornell (3rd per.)	Jan. 10, 1959
11	Northeastern vs. Norwich (2nd per.)	Feb. 9, 1948
10	Alas. Anchorage vs. Ala.-Huntsville (2nd per.)	Dec. 13, 1991
10	Bowling Green vs. Notre Dame	Nov. 26, 1982
10	Bowling Green vs. Buffalo St.	Feb. 20, 1976
9	Miami (Ohio) vs. Colgate	Nov. 29, 1996
9	Cornell vs. Yale (1st per.)	Jan. 21, 1978
9	Ferris St. vs. Northern Ill. (1st per.)	Dec. 22, 1976
9	Ohio St. vs. Ohio	Feb. 22, 1974
9	Minn. Duluth vs. Minnesota (2nd per.)	Dec. 17, 1971
9	Cornell vs. Yale (2nd per.)	Jan. 27, 1968
9	New Hampshire vs. Connecticut (1st per.)	Jan. 18, 1966
9	Cornell vs. Lehigh (1st per.)	Dec. 14, 1957

Single Team

No.	Team vs. Opponent	Date
23	Ala.-Huntsville vs. Sacred Heart	Nov. 8, 1997
22	Mass.-Lowell vs. American Int'l	Dec. 12, 1981
22	Brown vs. Springfield	Jan. 31, 1952
22	Boston College vs. Ft. Devens St.	Dec. 13, 1948
21	Ohio St. vs. Kent St.	Jan. 27, 1976
21	Northeastern vs. Brown	Dec. 17, 1968
21	Michigan vs. Ohio St.	Feb. 8, 1964
21	American Int'l vs. Nichols	1963-64
21	Rensselaer vs. Hamilton	March 5, 1958
21	Rensselaer vs. Williams	March 7, 1952
21	Harvard vs. Williams	Jan. 31, 1951
21	Boston U. vs. American Int'l	1950-51

Combined

No.	Teams (Goals Scored)	Date
28	Northeastern (21) vs. Brown (7)	Dec. 17, 1968
27	Ala.-Huntsville (23) vs. Sacred Heart (4)	Nov. 8, 1997
25	Harvard (21) vs. Williams (4)	Jan. 31, 1951
24	Brown (22) vs. Springfield (2)	Jan. 31, 1952
24	Northeastern (18) vs. Norwich (6)	Feb. 9, 1948
23	Rensselaer (21) vs. Hamilton (2)	March 5, 1958
23	Denver (20) vs. Rensselaer (3)	Jan. 24, 1958
23	Rensselaer (21) vs. Williams (2)	March 7, 1952
23	Boston College (22) vs. Ft. Devens St. (1)	Dec. 13, 1948
22	Plattsburgh St. (15) vs. Notre Dame (7)	Dec. 31, 1985
22	Mass.-Lowell (22) vs. American Int'l (0)	Dec. 12, 1981
22	North Dakota (12) vs. Michigan (10)	Jan. 20, 1978
22	Ohio St. (21) vs. Kent St. (1)	Jan. 27, 1976
22	Brown (19) vs. Penn (3)	Feb. 17, 1968
22	Boston U. (15) vs. Dartmouth (7)	1961
22	St. Lawrence (20) vs. Williams (2)	Jan. 11, 1952
22	Boston U. (21) vs. American Int'l (1)	1951

LARGEST MARGIN OF VICTORY

No.	Team (Score) vs. Opponent (Score)	Date
22	Mass.-Lowell (22) vs. American Int'l (0)	Dec. 12, 1981
21	Michigan (21) vs. Ohio St. (0)	Feb. 8, 1964
21	Boston College (22) vs. Ft. Devens St. (1)	Dec. 13, 1948
20	Ohio St. (21) vs. Kent St. (1)	Jan. 27, 1976
20	Lake Superior St. (20) vs. Ohio St. (0)	1968-69
20	Providence (20) vs. Rutgers (0)	Nov. 29, 1961
20	Brown (22) vs. Springfield (2)	Jan. 31, 1952
20	Boston U. (20) vs. MIT (0)	1951-52
20	Boston College (20) vs. Tufts (0)	Dec. 10, 1951
20	Boston U. (21) vs. American Int'l (1)	1950-51
19	Ala.-Huntsville (23) vs. Sacred Heart (4)	Nov. 8, 1997

No. Team (Score) vs. Opponent (Score)

No.	Team (Score) vs. Opponent (Score)	Date
19	Rensselaer (19) vs. American Int'l (0)	Feb. 15, 1972
19	Rensselaer (21) vs. Hamilton (2)	March 5, 1958
19	Michigan Tech (19) vs. St. Cloud St. (0)	Jan. 6, 1956
19	Rensselaer (21) vs. Williams (2)	March 7, 1952

MOST ASSISTS

No. Team vs. Opponent

No.	Team vs. Opponent	Date
36	Mass.-Lowell vs. Bryant	Feb. 17, 1969
34	Vermont vs. Colby	Feb. 24, 1976
33	Ala.-Huntsville vs. Curry	Jan. 13, 1996
33	Northern Mich. vs. Ill.-Chicago	Dec. 7, 1979
32	Ala.-Huntsville vs. Sacred Heart	Nov. 8, 1997
31	Providence vs. Rutgers	Nov. 29, 1961
30	Alas. Anchorage vs. Wis.-Stout	Nov. 23, 1982
30	St. Lawrence vs. Williams	Jan. 11, 1952
29	Merrimack vs. Potsdam St.	Jan. 6, 1987
29	Michigan Tech vs. St. Cloud St.	Jan. 6, 1956
28	Michigan St. vs. Bowling Green	Feb. 8, 1985
27	Maine vs. Mass.-Lowell	March 3, 1990
27	Bowling Green vs. Buffalo St.	Feb. 20, 1976
26	Alas. Fairbanks vs. Brock	Jan. 6, 1993
26	Wisconsin vs. Michigan St.	Jan. 6, 1979
26	Ferris St. vs. Northeastern Ill.	Dec. 22, 1976
26	Holy Cross vs. MIT	Jan. 25, 1975
26	Ohio St. vs. Ohio	Feb. 22, 1974
26	Ohio St. vs. Purdue	Dec. 13, 1969

POINTS SCORED

No. Team vs. Opponent

No.	Team vs. Opponent	Date
57	Mass.-Lowell vs. Bryant	Feb. 17, 1969
55	Ala.-Huntsville vs. Sacred Heart	Nov. 8, 1997
52	Vermont vs. Colby	Feb. 24, 1976
51	Providence vs. Rutgers	Nov. 29, 1961
50	Northern Mich. vs. Ill.-Chicago	Dec. 7, 1979
50	St. Lawrence vs. Williams	Jan. 11, 1952
48	Michigan Tech vs. St. Cloud St.	Jan. 6, 1956
46	Wisconsin vs. Windsor	Oct. 16, 1979
45	Ferris St. vs. Northeastern Ill.	Dec. 22, 1976
44	Holy Cross vs. MIT	Jan. 25, 1975
43	Maine vs. Mass.-Lowell	March 3, 1990
43	Michigan St. vs. Bowling Green	Feb. 8, 1985
42	Ohio St. vs. Ohio	Feb. 22, 1974
40	Air Force vs. Stanford	Jan. 21, 1972

POWER-PLAY GOALS

No. Team vs. Opponent

No.	Team vs. Opponent	Date
8	Ala.-Huntsville vs. Canisius	Jan. 8, 1993
8	Maine vs. Mass.-Lowell	March 3, 1990
7	Western Mich. vs. Lake Superior St.	Oct. 28, 2000
7	North Dakota vs. Denver	Nov. 18, 1991
7	Mass.-Lowell vs. Ala.-Huntsville	Oct. 27, 1990
7	Michigan Tech vs. Minnesota	Dec. 19, 1987
7	Western Mich. vs. Vermont	Dec. 12, 1985
7	Ohio St. vs. Western Mich.	Feb. 10, 1979
7	Cornell vs. New York U.	Nov. 18, 1977
7	Wisconsin vs. Macalester	Jan. 24, 1964
6	St. Cloud St. vs. Minn. St. Mankato	Dec. 22, 2001
6	Alas. Anchorage vs. Ala.-Huntsville	Dec. 31, 1991
6	North Dakota vs. St. Cloud St.	Jan. 26, 1991
6	Denver vs. Michigan Tech	Feb. 9, 1990
6	Harvard vs. Army	Feb. 6, 1987
6	Vermont vs. Norwich	Nov. 8, 1980
6	Wisconsin vs. Notre Dame	March 3, 1979
6	Brown vs. Colgate	Dec. 19, 1977
6	Wisconsin vs. Western Mich.	Feb. 18, 1967

SHORT-HANDED GOALS

No. Team vs. Opponent

No.	Team vs. Opponent	Date
6	Wisconsin vs. Wis.-Superior	Nov. 24, 1967
5	Colorado vs. Minnesota	Jan. 9, 1981
4	Ala.-Huntsville vs. New England Col.	Nov. 28, 1998
4	Alas. Anchorage vs. Notre Dame	Oct. 25, 1988
4	Cornell vs. Ohio	Dec. 18, 1961
3	Air Force vs. Ala.-Huntsville	Nov. 1, 2003
3	St. Cloud St. vs. Michigan Tech	Feb. 14, 1998
3	St. Cloud St. vs. Minn. Duluth	Feb. 11, 1994
3	Maine vs. Army	Jan. 3, 1992
3	Harvard vs. Dartmouth	Dec. 12, 1988

No.	Team vs. Opponent	Date
3	Western Mich. vs. Bowling Green	Feb. 1, 1985
3	Michigan St. vs. Western Mich.	Oct. 21, 1983
3	Wisconsin vs. Air Force	Nov. 26, 1982
3	Wisconsin vs. Minn. Duluth	Feb. 27, 1982
3	Ohio St. vs. Ill.-Chicago	Jan. 29, 1982
3	Mass.-Lowell vs. American Int'l	Dec. 12, 1981
3	Mass.-Lowell vs. Mass. Liberal Arts	Dec. 14, 1980
3	Mass.-Lowell vs. Bridgewater St.	Feb. 12, 1971

Miscellaneous

PENALTY MINUTES

Single Team

No.	Team vs. Opponent	Date
150	Ohio St. vs. Northern Mich.	Jan. 30, 1981
144	Maine vs. Boston U.	Jan. 24, 2004
136	Ferris St. vs. Ohio St.	March 7, 1998
135	Alas. Anchorage vs. Air Force	Feb. 26, 1993
133	Minn. Duluth vs. North Dakota	Oct. 31, 1998
124	Boston U. vs. Maine	Jan. 24, 2004
124	North Dakota vs. Minn. Duluth	Oct. 31, 1998
116	Union (N.Y.) vs. Cornell	Dec. 4, 1998
113	Northeastern vs. Merrimack	Nov. 11, 1989
108	Michigan St. vs. Western Mich.	Jan. 31, 1997
104	Minn. Duluth vs. Minnesota	March 14, 1998
102	St. Cloud St. vs. Minnesota	Dec. 19, 1992
101	Ohio St. vs. Miami (Ohio)	Nov. 4, 2005
97	Western Mich. vs. Michigan St.	Jan. 31, 1997
96	Ala.-Huntsville vs. Bemidji St.	Feb. 5, 2000
96	Air Force vs. Alas. Anchorage	Feb. 26, 1993
91	Colorado Col. vs. Wisconsin	Feb. 2, 1993
87	Bowling Green vs. Neb.-Omaha	Jan. 3, 1999
87	Northern Mich. vs. Ohio St.	Jan. 30, 1981

Combined

No.	Teams (Penalty Minutes)	Date
268	Maine (144) vs. Boston U. (124)	Jan. 24, 2004
257	Minn. Duluth (133) vs. North Dakota (124)	Oct. 31, 1998
241	Ferris St. (136) vs. Ohio St. (105)	March 7, 1998
231	Alas. Anchorage (135) vs. Air Force (96)	Feb. 26, 1993
217	Union (N.Y.) (116) vs. Cornell (101)	Dec. 4, 1998
205	Michigan St. (108) vs. Western Mich. (97)	Jan. 31, 1997
186	St. Cloud St. (102) vs. Minnesota (84)	Dec. 19, 1992
185	Ala.-Huntsville (96) vs. Bemidji St. (89)	Feb. 5, 2000
178	Ohio St. (101) vs. Miami (Ohio) (77)	Nov. 4, 2005
162	Bowling Green (87) vs. Neb.-Omaha (75)	Jan. 3, 1999
162	Colorado Col. (91) vs. Wisconsin (71)	Feb. 20, 1993
148	Princeton (76) vs. Cornell (72)	Feb. 6, 1999
148	Michigan Tech (77) vs. Northern Mich. (71)	Nov. 5, 1994
144	Alas. Anchorage (74) vs. Michigan Tech (70)	Nov. 3, 1995
144	Wisconsin vs. Alas. Anchorage	Feb. 2, 1993
142	Alas. Anchorage (71) vs. Wisconsin (71)	Feb. 2, 2002
142	Michigan Tech (76) vs. Minnesota (66)	Feb. 2, 2001

PENALTIES

Single Team

No.	Team vs. Opponent	Date
36	Ferris St. vs. Ohio St.	March 7, 1998
35	Minn. Duluth vs. North Dakota	Oct. 31, 1998
32	Minn. Duluth vs. Minnesota	March 14, 1998
30	North Dakota vs. Minnesota	Feb. 5, 1994
29	North Dakota vs. Minn. Duluth	Oct. 31, 1998
29	Michigan Tech vs. Minn. Duluth	Oct. 27, 1995
29	Michigan Tech vs. Northern Mich.	Nov. 5, 1994
29	Minnesota vs. North Dakota	March 6, 1992
29	Minn. Duluth vs. Minnesota	Dec. 3, 1988
29	Ohio St. vs. Clarkson	Oct. 31, 1986
28	Ohio St. vs. Ferris St.	March 7, 1998
28	St. Cloud St. vs. Minnesota	Dec. 19, 1992
28	Ala.-Huntsville vs. Southern Me.	Nov. 14, 1992
28	North Dakota vs. Minnesota	March 14, 1992
28	Michigan Tech vs. Colorado Col.	Feb. 22, 1991
27	Union (N.Y.) vs. Cornell	Dec. 4, 1998
27	Alas. Anchorage vs. Air Force	Feb. 26, 1993
26	Northern Mich. vs. Michigan Tech	Nov. 5, 1994
26	Ill.-Chicago vs. Western Mich.	Oct. 25, 1991
26	Western Mich. vs. Michigan	Dec. 8, 1990

Combined

No.	Teams (Penalties)	Date
64	Minn. Duluth (35) vs. North Dakota (29)	Oct. 31, 1998

No.	Teams (Penalties)	Date
64	Ferris St. (36) vs. Ohio St. (28)	March 7, 1998
59	North Dakota (30) vs. Minnesota (29)	March 6, 1992
55	Michigan Tech (29) vs. Northern Mich. (26)	Nov. 5, 1994
55	Minnesota (28) vs. North Dakota (27)	Oct. 24, 1992
54	St. Cloud St. (28) vs. Minnesota (26)	Dec. 19, 1992
53	Michigan Tech (29) vs. Minn. Duluth (24)	Oct. 27, 1995
53	Michigan Tech (28) vs. Colorado Col. (25)	Feb. 22, 1991
51	Ill.-Chicago (26) vs. Western Mich. (25)	Oct. 25, 1991
50	Wisconsin (25) vs. North Dakota (25)	Dec. 10, 1994
50	Ala.-Huntsville (28) vs. Southern Me. (22)	Nov. 14, 1992
48	Brown (25) vs. Princeton (23)	Feb. 5, 1994
48	Alas. Anchorage (27) vs. Air Force (21)	Feb. 26, 1993
46	Ohio St. (25) vs. Miami (Ohio) (21)	Nov. 4, 2005
46	Maine (24) vs. Boston U. (22)	Jan. 24, 2004
43	St. Lawrence (23) vs. Vermont (20)	Feb. 26, 1994
42	Princeton (22) vs. Cornell (20)	Feb. 6, 1999

LONGEST GAME

Time	Winner (Score) vs. Loser (Score)	Date
141:35	Yale (3) vs. Union (N.Y.) (2)	March 4, 2006
129:30	Colorado Col. (1) vs. Wisconsin (0)	March 8, 1997
121:05	Colgate (4) vs. Dartmouth (3)	March 14, 2003
111:33	St. Cloud St. (3) vs. Minn. Duluth (2)	March 11, 2007
111:13	Wisconsin (1) vs. Cornell (0)	March 26, 2006
109:27	Maine (1) vs. Massachusetts (0)	March 20, 2004
101:23	Ohio St. (5) vs. Northern Mich. (4)	March 3, 1979
100:28	Maine (4) vs. Michigan (3)	March 30, 1995
99:28	Clarkson (7) vs. Colgate (6)	Dec. 30, 1987
97:11	Bowling Green (5) vs. Minn. Duluth (4)	March 24, 1984
94:30	Bentley (4) vs. Army (3)	March 11, 2006
94:18	New Hampshire (2) vs. Providence (1)	March 10, 2006
93:26	Union (N.Y.) (5) vs. Rochester Inst. (4)	1984
92:10	Bowling Green (5) vs. Ferris St. (4)	March 4, 1988
90:50	Rensselaer (5) vs. Quinnipiac (4)	Dec. 28, 2001

SEASON RECORDS

Offense

GOALS SCORED

Team	Year	No.
Maine	1993	292
Northern Mich.	1991	283
Bowling Green	1978	279
Michigan St.	1989	277
Wisconsin	1976	264
Michigan St.	1985	262
Merrimack	1988	261
Minnesota	1980	261
Michigan	1977	260
Minn. Duluth	1984	257
Western Mich.	1986	256
Wisconsin	1989	254
Minnesota	1982	253
Wisconsin	1981	253
Lake Superior St.	1990	252
Minnesota	1985	252

GOALS PER GAME

Team	Year	Avg.
Rensselaer	1952	8.22
Michigan	1951	7.86
Michigan	1964	7.48
Air Force	1972	7.32
New Hampshire	1971	7.24
Ala.-Huntsville	1994	7.15
Mass.-Lowell	1980	7.07
Mass.-Lowell	1982	7.06
Denver	1960	7.06
Cornell	1977	7.03
Wisconsin	1967	7.03
New Hampshire	1971	6.93
Boston U.	1975	6.91

MOST ASSISTS

Team	Year	Games	No.
Maine	1993	45	481
Bowling Green	1978	—	466
Merrimack	1988	—	463
Western Mich.	1986	44	442

Team	Year	Games	No.
Northern Mich.	1991	47	439
Michigan St.	1989	47	439
Wisconsin	1976	38	439
Minn. Duluth	1984	43	436
Michigan St.	1985	44	433
New Hampshire	1977	39	421
Wisconsin	1981	42	420
Wisconsin	1989	46	416
Michigan St.	1990	45	415
Michigan Tech	1976	—	412
Michigan St.	1986	45	405
Mass.-Lowell	1982	35	402

POINTS SCORED

Team	Year	Games	No.
Maine	1993	45	773
Bowling Green	1978	—	745
Merrimack	1988	—	724
Northern Mich.	1991	47	722
Michigan St.	1989	47	716
Wisconsin	1976	38	702
Western Mich.	1986	44	698
Michigan St.	1985	44	695
Minn. Duluth	1985	48	693
Wisconsin	1981	42	673
Wisconsin	1989	46	670
Michigan Tech	1976	—	667
Michigan St.	1990	45	666
New Hampshire	1977	39	666
Michigan St.	1986	45	651
Mass.-Lowell	1982	35	649

POWER-PLAY GOALS

Team	Year	Games	No.
Minnesota	1980	41	99
Wisconsin	1976	38	93
Michigan	1997	43	91
Michigan St.	1989	47	91
Maine	1993	45	87
Western Mich.	1986	44	85
Bowling Green	1986	42	84
Boston U.	1996	40	82
Lake Superior St.	1989	46	79
Michigan St.	2001	42	77
Northern Mich.	1981	44	76
Minnesota	1991	45	75
Minnesota	1984	40	75
Minnesota	1979	44	74
Michigan St.	1976	40	74

POWER-PLAY PERCENTAGE

Team	Year	Games	Pct.
Boston U.	1971	—	.402
Wisconsin	1976	38	.391
Michigan Tech	1975	—	.383
Vermont	1979	30	.375
Minnesota	1980	41	.367
Minn. Duluth	1985	48	.365
Michigan Tech	1976	—	.362
Cornell	1970	29	.361
Harvard	1987	34	.359
Ala.-Huntsville	1997	28	.354
Yale	1986	30	.349
Minnesota	1979	44	.330
Notre Dame	1985	28	.329
Michigan St.	1976	40	.327
Maine	1993	45	.319
St. Cloud St.	2001	41	.311
Michigan St.	1989	47	.311

SHORT-HANDED GOALS

Team	Year	Games	No.
Michigan St.	1984	46	24
Mass.-Lowell	1982	35	23
Michigan	1997	43	22
Boston U.	1996	40	22
Maine	1993	45	21
Michigan St.	1985	44	21
Bowling Green	1973	—	21
Michigan Tech	1982	—	20
Wisconsin	1982	47	20
Alas. Fairbanks	1991	35	18

Team	Year	Games	No.
Minnesota	1982	36	18
Ala.-Huntsville	1999	27	16
Northern Mich.	1993	43	16
Michigan St.	1987	45	16
North Dakota	1986	—	16
Minnesota	1984	40	16
Ohio St.	1982	34	16
Western Mich.	1978	33	16

Defense

SCORING DEFENSE

Team	Year	Games	GA	Avg.
Cornell	2005	35	45	1.29
Michigan St.	2001	42	57	1.36
Cornell	2003	36	49	1.36
Cornell	1968	29	43	1.48
Michigan St.	1999	43	64	1.52
Niagara	2000	42	65	1.55
Maine	2004	44	69	1.57
Colgate	1963	24	39	1.63
Notre Dame	2007	42	70	1.67
Denver	1960	34	—	1.72
Michigan St.	1998	44	76	1.73
Ala.-Huntsville	1996	29	51	1.76
Michigan St.	2002	41	73	1.78
Cornell	2002	35	63	1.80
Michigan St.	2000	42	76	1.81
Wisconsin	2006	43	79	1.84
Harvard	2005	34	64	1.88
Boston College	2004	42	81	1.93
Brown	2004	31	60	1.94
Cornell	2004	32	62	1.94

PENALTY-KILL PERCENTAGE

Team	Year	Opp. PPG	Opp. PPA	Pct.
Michigan St.	1999	15	187	.920
Michigan St.	2001	15	168	.911
Michigan St.	1998	16	175	.909
Notre Dame	2007	20	209	.904
Cornell	2001	13	134	.903
Army	1999	17	175	.903
Boston College	2001	24	243	.901
Cornell	2003	15	150	.900
Boston College	2004	21	201	.896
Miami (Ohio)	2007	27	253	.893
Brown	2004	17	159	.893
Cornell	2005	20	185	.892
Holy Cross	1997	12	111	.892
Ala.-Huntsville	2001	20	183	.891
Maine	2006	23	208	.889
Vermont	2007	22	197	.888
Clarkson	1997	24	214	.888
Clarkson	1998	23	204	.887
St. Lawrence	1999	22	195	.887
Harvard	1984	—	—	.887
Boston College	2000	27	235	.885
Lake Superior St.	1998	23	200	.885
Minnesota	2001	26	226	.885
Wisconsin	2006	26	225	.884
Holy Cross	2004	20	171	.883

HIGHEST GOALS-ALLOWED AVERAGE

Team	Year	Avg.
Penn.	1968	8.57
Colorado Col.	1961	7.94
Cornell	1959	7.90
Alas. Fairbanks	1980	7.78
Yale	1976	7.56
Rensselaer	1966	7.41
Holy Cross	1983	7.00
Colgate	1978	6.68
Rensselaer	1967	6.58
Maine	1982	6.51
St. Lawrence	1977	6.50
Ferris St.	1978	6.38
Dartmouth	1991	6.07
Michigan	1973	6.06
Northeastern	1971	6.03
Michigan St.	1980	5.97
Rensselaer	1951	5.87

Team	Year	Avg.
Michigan	1986	5.84

Miscellaneous

SCORING MARGIN PER GAME

Team	Year	G	GF	GA	Margin	Mar./Gm.
Ohio St.	1970	27	178	82	96	3.56
Michigan	1997	42	234	96	138	3.29
Michigan	1996	42	231	93	138	3.29
Colorado Col.	1996	42	225	104	121	2.88
Ohio St.	1982	29	154	71	83	2.86
Ohio St.	1971	29	160	78	82	2.83
Quinnipiac	2000	36	195	95	100	2.78
Boston U.	1996	40	236	125	111	2.78
Canisius	1996	27	143	76	67	2.48
Army	1996	33	162	81	81	2.45
Niagara	1997	27	153	87	66	2.44
Niagara	2000	42	165	65	100	2.38
North Dakota	1999	40	199	104	95	2.38
Quinnipiac	1999	34	161	81	80	2.35
Cornell	2003	36	133	49	84	2.33
North Dakota	2004	41	182	90	92	2.24
North Dakota	2000	44	192	97	95	2.16
Ferris St.	2003	42	188	100	88	2.10
Colorado Col.	2003	42	190	103	87	2.07
New Hampshire	2002	40	184	102	82	2.05

WINNING PERCENTAGE

Team	Year	W-L-T	Pct.*
Cornell	1970	29-0-0	1.000
Iona	1967	16-0-0	1.000
Clarkson	1956	23-0-0	1.000
Maine	1993	42-1-2	.956
Boston College	1949	21-1-0	.955
Denver	1961	30-1-1	.953
Ala.-Huntsville	1996	26-0-3	.948
Cornell	1967	27-1-1	.948
Fairfield	1973	—	.939
Boston U.	1978	30-2-0	.938
Mass.-Lowell	1983	29-2-0	.935
Rensselaer	1985	35-2-1	.934
Cornell	1968	27-2-0	.931

*Ties computed as half win, half loss.

WINS

Team	Year	No.
Maine	1993	42
Northern Mich.	1991	38
Michigan St.	1985	38
Michigan St.	1989	37
Bowling Green	1978	37
Wisconsin	1976	37
Lake Superior St.	1990	36
Wisconsin	1989	36
Minn. Duluth	1985	36
Michigan	1997	35
Michigan St.	1990	35
Minnesota	1985	35
Rensselaer	1985	35
Wisconsin	1981	35
Michigan	1998	34
Michigan	1996	34
Boston U.	1994	34
Michigan	1991	34
Maine	1988	34
Merrimack	1988	34
Minnesota	1988	34
Minnesota	1987	34
Michigan St.	1986	34
Minnesota	1986	34
Michigan St.	1984	34
Bowling Green	1983	34
Northern Mich.	1980	34
Michigan Tech	1976	34

LOSSES

Team	Year	No.
Fairfield	1998	31
Colorado Col.	1988	31
Miami (Ohio)	1987	31

Team	Year	No.
Northern Mich.	1996	30
Ohio St.	1993	30
Ohio St.	1995	29
Mass.-Lowell	1986	29
New Hampshire	1986	29
Maine	1985	29
Minn. Duluth	2001	28
Minn. Duluth	2000	28
Fairfield	1999	28
Massachusetts	1995	28
Maine	1986	28
Minn. Duluth	1998	27
Bowling Green	1997	27
Minn. Duluth	1997	27
Notre Dame	1993	27
Minn. Duluth	1987	27
New Hampshire	1987	27
Ferris St.	1986	27
Minn. Duluth	1986	27
Michigan	1979	27
Michigan St.	1978	27
Michigan	1973	27

FEWEST WINS

Team	Year	No.
Colorado Col.	1962	0
Brown	1961	0
Fairfield	1998	1
Dartmouth	1991	1
Brown	1989	1
Alas. Fairbanks	1980	1
Massachusetts	1979	1
Princeton	1971	1
Michigan St.	1955	1
Michigan Tech	1999	2
Iona	1996	2
Dartmouth	1987	2
Colorado Col.	1983	2
St. Cloud St.	1968	2
Colorado Col.	1965	2
Ohio St.	1964	2
Cornell	1960	2
Princeton	1957	2
Michigan Tech	1953	2
Michigan St.	1952	2

FEWEST LOSSES

Team	Year	No.
Ala.-Huntsville	1996	0
Cornell	1970	0
Iona	1967	0
Clarkson	1956	0
Cornell	1967	1
Denver	1960	1
Boston College	1949	1
North Dakota	1998	2
Colorado Col.	1996	2
Rensselaer	1985	2
Mass.-Lowell	1983	2
Boston U.	1978	2
Fairfield	1973	2
Boston U.	1971	2
Cornell	1969	2
Cornell	1968	2
Michigan	1955	2
Clarkson	1951	2

TIES

Team	Year	No.
Minnesota	1998	9
Rensselaer	2007	8
Michigan St.	2006	8
Wisconsin	2004	8
Notre Dame	2000	8
Western Mich.	1999	8
Brown	1996	8
Michigan St.	1992	8
Minnesota	1992	8
St. Cloud St.	2007	7
Neb.-Omaha	2006	7
New Hampshire	2006	7
Maine	2002	7
Maine	2001	7

Team	Year	No.
Northern Mich.	2001	7
Notre Dame	2001	7
Boston U.	2000	7
Princeton	1998	7
Northeastern	1994	7
Yale	1992	7
Ferris St.	1991	7
Minn. Duluth	1991	7
Minn. Duluth	1990	7

HOME WINS

Team	Year	No.
Minnesota	1982	25
Maine	1990	24
Minn. Duluth	1985	24
Minnesota	1980	24
Ala.-Huntsville	1996	23
Northern Mich.	1991	23
Bowling Green	1978	23
Minnesota	1988	22
Minnesota	1986	22
Minnesota	1985	22
Army	1983	22
Wisconsin	1976	22
Michigan Tech	1975	22
Merrimack	1988	21
Wisconsin	1989	20
Wisconsin	1987	20
Michigan St.	1986	20
Michigan St.	1984	20
Wisconsin	1982	20

ROAD WINS

Team	Year	No.
Lake Superior St.	1995	20
Michigan St.	1990	20
Michigan St.	1989	19
Michigan St.	1985	19
Providence	1983	17
Cornell	1970	17
Cornell	1967	17
Michigan St.	1998	16
Michigan	1994	16
Colgate	1990	16
Wisconsin	1989	16
Rensselaer	1985	16
Clarkson	1997	15
Minnesota	1991	15
Harvard	1989	15
Michigan St.	1987	15
Minnesota	1987	15
Wisconsin	1976	15
Cornell	1968	15
Boston U.	1966	15

OVERTIME GAMES

Team	Year	No.
Wisconsin	2004	14
Northeastern	1994	13
Lake Superior St.	1993	13
Lake Superior St.	1988	13
Michigan Tech	1996	12
Alas. Anchorage	1990	12
Ferris St.	1990	12
St. Cloud St.	2007	11
Maine	2002	11
Wayne St. (Mich.)	2001	11
Wisconsin	1999	11
Michigan St.	1992	11
Michigan St.	1987	11
Cornell	1986	11
Michigan Tech	1986	11
Vermont	2006	10
Cornell	2001	10
Northern Mich.	2001	10
Ohio St.	2001	10
Vermont	2001	10
Western Mich.	2001	10
New Hampshire	2000	10
Princeton	1998	10
Western Mich.	1997	10
Boston College	1994	10
Harvard	1994	10

Team	Year	No.
Wisconsin	1993	10
Boston College	1989	10
Western Mich.	1988	10
Providence	1985	10
Michigan Tech	1970	10

OVERTIME WINS

Team	Year	No.
Michigan	1998	6
Lake Superior St.	1995	6
Michigan St.	1987	6
Cornell	1986	6
Boston College	1984	6
Wisconsin	1977	6
Wisconsin	2004	5
Ohio St.	2001	5
Wayne St. (Mich.)	2001	5
Western Mich.	1988	5
Michigan Tech	1978	5
Michigan Tech	1977	5
Air Force	1973	5
New Hampshire	1973	5
Michigan Tech	1970	5
Cornell	2001	4
Dartmouth	2001	4
New Hampshire	2000	4
Niagara	2000	4
Harvard	1994	4
Air Force	1986	4
Providence	1985	4
Colgate	1984	4
Michigan Tech	1981	4
Michigan Tech	1962	4

OVERALL WINNING STREAK

No.	Team	Dates
36	Mass.-Lowell	Jan. 15, 1981-Jan. 26, 1982
30	Rensselaer	Nov. 24, 1984-March 22, 1985
30	Cornell	Nov. 22, 1969-Nov. 21, 1970
25	Cornell	1968-69
23	Cornell	1967-68
22	Michigan St.	Dec. 29, 1984-Feb. 15, 1985
22	Boston U.	1976-78
22	Michigan Tech	Jan. 12-Nov. 24, 1962
22	Boston College	Feb. 1, 1949-Feb. 7, 1950
21	Merrimack	Feb. 18, 1987-Jan. 5, 1988
21	Boston U.	1977-78
20	Ala.-Huntsville	Feb. 4, 1995-Jan. 5, 1996
20	Maine	Oct. 20, 1992-Jan. 3, 1993
19	Michigan St.	Oct. 15, 1988-Dec. 16, 1988

OVERALL UNBEATEN STREAK

No.	Team	Dates
38	Rensselaer	Nov. 24, 1984-Nov. 16, 1985
36	Mass.-Lowell	Jan. 15, 1981-Jan. 26, 1982
34	Ala.-Huntsville	Feb. 4, 1995-March 9, 1996
30	Cornell	Nov. 22, 1969-Nov. 21, 1970
29	Northern Mich.	Dec. 28, 1990-Oct. 25, 1991
28	Lake Superior St.	Nov. 30, 1990-March 9, 1991
25	Cornell	1968-69
25	Clarkson	1955-56
23	Michigan St.	Oct. 21, 2000-Jan. 23, 2001
23	Michigan St.	Dec. 4, 1998-March 5, 1999
23	Michigan	Nov. 8, 1996-Feb. 8, 1997
23	Cornell	1967-68
22	Michigan St.	Dec. 29, 1984-Feb. 15, 1985
22	Alas. Anchorage	1983-Jan. 7, 1984
22	Boston U.	1976-78
22	Michigan Tech	Jan. 12-Nov. 24, 1962
22	Boston College	Feb. 1, 1949-Feb. 7, 1950

OVERALL LOSING STREAK

No.	Team	Dates
29	Colorado Col.	1960-62
27	Alas. Fairbanks	Dec. 18, 1980-Jan. 1, 1982
25	Brown	Nov. 12, 1988-Feb. 25, 1989
19	Michigan Tech	Feb. 26-Nov. 26, 1999
19	Cornell	Dec. 11, 1959-March 4, 1960
18	Western Mich.	Nov. 15, 1997-Jan. 31, 1998
16	Brown	Jan. 11-Nov. 14, 1986
16	Michigan Tech	Nov. 18, 1951-March 8, 1952
15	Ohio St.	Jan. 8-March 12, 1993

No.	Team	Dates
15	Dartmouth	Nov. 30, 1991-Feb. 1, 1992
15	New Hampshire	Nov. 2-Dec. 30, 1985
14	Union (N.Y.)	Feb. 6-Oct. 30, 1999
14	Air Force	Nov. 11, 1995-Jan. 13, 1996
14	Bowling Green	Dec. 14, 1990-Feb. 2, 1991
14	Notre Dame	Nov. 12, 1988-Jan. 2, 1989
14	Dartmouth	1986-87
14	Ferris St.	Jan. 18-Oct. 12, 1985
14	Maine	Nov. 16, 1982-Jan. 13, 1983
14	St. Lawrence	1979-80
14	Michigan St.	Dec. 22, 1955-Feb. 25, 1956
14	Michigan St.	Jan. 12-March 10, 1950

OVERALL WINLESS STREAK

No.	Team	Dates
29	Colorado Col.	1960-62
27	Brown	Nov. 12, 1988-Nov. 11, 1989
27	Alas. Fairbanks	Dec. 18, 1980-Jan. 1, 1982
19	Michigan Tech	Feb. 20, 1998-Jan. 26, 1999
19	Michigan Tech	Nov. 2, 1996-Jan. 25, 1997
19	Cornell	Dec. 11, 1959-March 4, 1960
18	Western Mich.	Nov. 15, 1997-Jan. 31, 1998
18	Air Force	1995-96
17	Union (N.Y.)	Jan. 29-Oct. 30, 1999
17	Ferris St.	Jan. 20-Oct. 20, 1989
17	Yale	Jan. 25-Dec. 9, 1975
16	Vermont	Jan. 25-Oct. 20, 2002
16	Michigan Tech	Jan. 22-Oct. 14, 2000
16	Dartmouth	Nov. 30, 1991-Feb. 7, 1992
16	Notre Dame	Nov. 5, 1988-Jan. 2, 1989
16	Brown	Jan. 11-Nov. 14, 1986
16	Michigan Tech	Jan. 18-March 8, 1952
15	Bemidji St.	Dec. 2, 2000-Feb. 3, 2001
15	Ohio St.	Jan. 8-March 12, 1993
15	Dartmouth	Nov. 30, 1991-Feb. 1, 1992
15	Michigan Tech	Nov. 9, 1985-Jan. 4, 1986
15	New Hampshire	Nov. 2-Dec. 30, 1985
15	Brown	1985-86

HOME WINNING STREAK

No.	Team	Dates
63	Cornell	Jan. 14, 1967-Jan. 29, 1972
26	Rensselaer	Dec. 29, 1982-March 3, 1984
24	Colgate	1960-64
23	Bowling Green	Oct. 28, 1977-March 18, 1978
22	Michigan Tech	Nov. 28, 1975-Oct. 22, 1976
21	Lake Superior St.	Nov. 4, 1972-Jan. 3, 1973
20	Minnesota	Jan. 24-Dec. 23, 2004
19	Ala.-Huntsville	Jan. 30, 1998-Jan. 9, 1999
19	Ala.-Huntsville	Feb. 10, 1995-Jan. 5, 1996
19	Rensselaer	1984-85
18	Boston College	March 25, 1990-Feb. 17, 1991
18	Clarkson	1990-91
18	Michigan St.	Jan. 24-Nov. 1, 1986
18	Rensselaer	1983-84
17	Michigan	Jan. 15, 1993-Jan. 21, 1994
17	Rensselaer	Nov. 17, 1984-March 22, 1985
17	Northern Mich.	Nov. 3, 1979-Feb. 9, 1980
17	Michigan	March 4, 1961-March 3, 1962

HOME LOSING STREAK

No.	Team	Dates
11	Princeton	1970-1971
10	Notre Dame	Feb. 3- Nov. 29, 1980
10	Cornell	Dec. 17, 1958-March 7, 1959
9	Michigan Tech	Oct. 13-Dec. 8, 2000
8	Air Force	Nov. 11, 1995-Jan. 13, 1996
8	Michigan St.	Nov. 22, 1975-Jan. 17, 1976
8	Minn. Duluth	Jan. 4-Feb. 27, 1968
8	Michigan St.	Jan. 6-Feb. 25, 1956
8	Michigan St.	Jan. 12-Feb. 28, 1950
7	Bentley	Dec. 7, 2001-Feb. 8, 2002
7	Bemidji St.	Oct. 14-Nov. 24, 2000
7	Bentley	March 3-Dec. 3, 2000
7	Bowling Green	Nov. 8, 1997-Jan. 30, 1998
7	Minnesota	Jan. 12-Jan. 29, 1972
6	Bentley	Dec. 17, 1999-Jan. 29, 2000
6	Rensselaer	Dec. 12, 1981-Jan. 19, 1982

ROAD WINNING STREAK

No.	Team	Dates
20	Boston U.	1977-78
18	Rensselaer	Nov. 24, 1984-Nov. 15, 1985
18	Michigan Tech	Dec. 29, 1961-Dec. 30, 1962
17	Providence	1982-83
17	Cornell	Dec. 6, 1969-March 21, 1970
17	Cornell	1966-67
16	Colgate	1989-90
15	Clarkson	1996-97
15	Harvard	1988-89
15	Cornell	1967-68
15	Boston U.	1965-66
12	Michigan St.	Oct. 15-Dec. 15, 1988
11	Michigan St.	Nov. 9, 1984-Feb. 9, 1985
11	Bowling Green	Oct. 28, 1978-Jan. 26, 1979
10	Wisconsin	Oct. 22, 2005-Feb. 3, 2006
10	Michigan St.	Oct. 10-Dec. 28, 1997
10	Lake Superior St.	Jan. 11-Oct. 26, 1991
10	Michigan St.	Jan. 5-Feb. 23, 1990
10	Boston College	Nov. 30, 1984-Feb. 23, 1985
10	Minn. Duluth	Nov. 18, 1983-Jan. 21, 1984

ROAD LOSING STREAK

No.	Team	Dates
35	Air Force	Feb. 11, 1995-Feb. 27, 1998
25	Michigan	Jan. 7, 1972-March 2, 1973
19	Bemidji St.	Feb. 5, 2000-Feb. 3, 2001
17	Northern Mich.	March 11, 1995-Feb. 23, 1996
17	Bowling Green	Nov. 2, 1990-Nov. 29, 1991
13	Brown	Nov. 12, 1988-Feb. 25, 1989
13	Rensselaer	Feb. 13, 1965-Dec. 10, 1966
12	Minnesota	Nov. 8, 1997-Feb. 28, 1998
12	Michigan	Jan. 24-Nov. 22, 1986
12	Michigan	Feb. 23-Dec. 13, 1985
12	Lake Superior St.	Dec. 14, 1979-Oct. 25, 1980
12	Cornell	Dec. 11, 1959-Feb. 27, 1960
11	Ala.-Huntsville	Jan. 20-Dec. 18, 1989
11	Lake Superior St.	Feb. 7-Nov. 14, 1981
11	Rensselaer	March 4, 1969-Feb. 14, 1970
11	Minn. Duluth	Jan. 3-March 18, 1969

CONFERENCE WINNING STREAK

(Includes all games vs. conference opponents)

No.	Team (Conference)	Dates
25	Rensselaer (ECAC)	Nov. 17, 1984-Nov. 15, 1985
19	Denver (WCHA)	Dec. 17, 1960-Dec. 2, 1961
17	Maine (Hockey East)	Nov. 7, 1992-Feb. 13, 1993
17	Lake Superior St. (CCHA)	Jan. 19-Nov. 2, 1991
16	Michigan (CCHA)	Oct. 30, 1993-Jan. 15, 1994
16	Denver (WCHA)	Jan. 27-Dec. 13, 1960
13	Clarkson (ECACHL)	Jan. 15-Feb. 27, 1999
12	Ferris St. (CCHA)	Feb. 1-March 21, 2003
12	New Hampshire (Hockey East)	Feb. 24-Dec. 7, 1996
12	Wisconsin (WCHA)	Jan. 14-Feb. 19, 1977
11	Lake Superior St. (CCHA)	March 6-Oct. 31, 1992
10	Colgate (ECACHL)	Jan. 6-Feb. 10, 1990
10	Minn. Duluth (WCHA)	Nov. 3-Dec. 7, 1984
9	Wisconsin (WCHA)	Nov. 4-Dec. 9, 1972

CONFERENCE UNBEATEN STREAK

(Includes all games vs. conference opponents)

No.	(Record) Team (Conference)	Dates
34	(31-0-3) Maine (Hockey East)	Jan. 25, 1992-Feb. 13, 1993
28	(26-0-2) Lake Superior St. (CCHA)	Nov. 30, 1990-Nov. 2, 1991
26	(25-0-1) Rensselaer (ECAC)	Nov. 17, 1984-Nov. 16, 1985
19	(19-0-0) Denver (WCHA)	Dec. 17, 1960-Dec. 2, 1961
18	(16-0-2) Colorado Col. (WCHA)	Oct. 13-Dec. 27, 1995
17	(16-0-1) Michigan (CCHA)	Oct. 29, 1993-Jan. 15, 1994
16	(16-0-0) Denver (WCHA)	Jan. 27-Dec. 13, 1960
15	(12-0-3) New Hampshire (Hockey East)	Feb. 12-Dec. 4, 1999
13	(8-0-5) Wisconsin (WCHA)	Nov. 7, 2003-Jan. 9, 2004
13	(13-0-0) Clarkson (ECACHL)	Jan. 15-Feb. 27, 1999
12	(11-0-1) Minn. Duluth (WCHA)	Jan. 9-Feb. 21, 2004
12	(12-0-0) Ferris St. (CCHA)	Feb. 1-March 21, 2003
12	(12-0-0) Wisconsin (WCHA)	Jan. 14-Feb. 19, 1977
11	(11-0-0) Lake Superior St. (CCHA)	March 6-Oct. 31, 1992
11	(9-0-2) Ferris St. (CCHA)	Nov. 3-Dec. 15, 1990
11	(9-0-2) Ohio St. (CCHA)	Jan. 8-Feb. 12, 1983
10	(10-0-0) Colgate (ECACHL)	Jan. 6-Feb. 10, 1990
10	(10-0-0) Minn. Duluth (WCHA)	Nov. 3-Dec. 7, 1984
9	(9-0-1) Wisconsin (WCHA)	Nov. 4-Dec. 22, 1972

PENALTY MINUTES

Team	Year	Games	No.
Ohio St.	1988	—	1,353
Lake Superior St.	1996	30	1,273
Michigan Tech.	1995	39	1,266
Michigan Tech.	1994	45	1,258
Minnesota	1991	45	1,207
Wisconsin	1991	44	1,183
Wisconsin	1994	42	1,145
Western Mich.	1989	—	1,127
Michigan Tech.	1993	37	1,110
Michigan St.	1989	47	1,109
Northern Mich.	1994	—	1,107
Michigan St.	1987	45	1,100
Northern Mich.	1992	—	1,097
Northern Mich.	1993	—	1,082
Michigan St.	1988	46	1,081
Wisconsin	1993	42	1,080
Minnesota	1994	42	1,042

FEWEST PENALTY MINUTES

Team	Year	Games	No.
Minnesota	1958	27	135
Minnesota	1959	24	166
Minnesota	1961	29	209
Alas. Anchorage	1996	—	211
Minnesota	1957	29	218
Minnesota	1950	16	219
New Hampshire	1966	—	224
Michigan Tech.	1952	20	242
Michigan Tech.	1956	28	261
Michigan Tech.	1955	26	288
Ferris St.	1977	22	363
Princeton	2002	31	377
Niagara	2002	35	381
Princeton	2004	31	422
Bemidji St.	2001	34	425

Team	Year	Games	No.
Princeton	2003	31	442
Princeton	2005	31	451
Union (N.Y.)	2002	32	468
St. Cloud St.	2007	40	469
Western Mich.	1983	—	493

CONSECUTIVE GAME SHUTOUTS

Team	Dates	Shutouts
Lake Superior St.	March 4-19, 1994	5
North Dakota	Jan. 14-29, 1954	4
Wisconsin	March 18-26, 2006	3
Michigan	Feb. 7-14, 1964	3
Colgate	Jan. 8-19, 1963	3
Colgate	Dec. 8-15, 1962	3
Vermont	Dec. 16-29, 2006	2
Canisius	Jan. 21-27, 2006	2
Vermont	Dec. 30-31, 2005	2
Vermont	Dec. 13-14, 2005	2
Ohio St.	Nov. 18-19, 2005	2
Canisius	Oct. 16-22, 1999	2
Ohio St.	Feb. 25-26, 1972	2

CONSECUTIVE SHUTOUT MINUTES

Team	Dates	Mins.
Lake Superior St.	Feb. 26-March 2, 1994	375:01
Wisconsin	March 17-April 6, 2006	270:26
North Dakota	Jan. 14-Feb. 4, 1954	249:41
Michigan	Feb. 1-15, 1964	232:18
Denver	Feb. 26-March 27, 2005	208:42
Rensselaer	Jan. 13-16, 1999	197:31
New Hampshire	1968-69	181:31
Vermont	Nov. 18-25, 2006	170:41
Ohio St.	Nov. 15-25, 2005	167:16
Bowling Green	Feb. 18-March 3, 1978	154:43
Canisius	Jan. 21-Jan. 27, 2006	147:34
Colgate	Nov. 5-12, 1983	136:40
Minn. Duluth	Nov. 24-Dec. 1, 1995	133:49

Annual Team Champions

Offense

SCORING OFFENSE

Year	Team	Games	Goals	Avg.
1996	Boston U.	40	236	5.90
1997	Niagara	27	153	5.67
1998	Fairfield	24	118	4.92
1999	North Dakota	40	199	4.98
2000	Quinnipiac	36	195	5.42
2001	St. Cloud St.	41	168	4.10
2002	New Hampshire	40	184	4.60
2003	Colorado Col.	42	190	4.52
2004	North Dakota	41	182	4.44
2005	Michigan	42	178	4.24
2006	Mercyhurst	36	150	4.17
2007	Michigan	41	174	4.24

POWER-PLAY PERCENTAGE

Year	Team	PPGoals	PPAtts.	Pct.
1996	Colorado Col.	86	263	.327
1997	Maine	58	192	.302
1998	Canisius	37	130	.285
1999	Providence	50	197	.254
2000	Niagara	50	180	.278
2001	St. Cloud St.	51	194	.263
2002	St. Cloud St.	73	235	.311
2003	Colorado Col.	72	234	.308
2004	Minnesota	56	214	.262
2005	Cornell	43	176	.244
2006	Colorado Col.	57	251	.227
2007	Maine	58	232	.250

Defense

PENALTY-KILL PERCENTAGE

Year	Team	Opp. PPGoals	Opp. PPAtts.	Pct.
1996	Cornell	30	223	.865
1997	Holy Cross	12	111	.892
1998	Michigan St.	16	175	.909
1999	Michigan St.	15	187	.920
2000	Boston College	27	235	.885
2001	Michigan St.	15	168	.911
2002	Michigan St.	13	137	.905
2003	Cornell	15	150	.900
2004	Boston College	21	201	.896
2005	Cornell	20	185	.892
2006	Maine	23	208	.889
2007	Notre Dame	20	209	.904

SCORING DEFENSE

Year	Team	Games	Goals	Avg.
1996	Michigan	43	93	2.16
1997	Michigan	42	96	2.29
1998	Michigan St.	41	71	1.73
1999	Michigan St.	42	64	1.52
2000	Niagara	42	65	1.55
2001	Michigan St.	42	57	1.36
2002	Michigan St.	41	73	1.78
2003	Cornell	36	49	1.36
2004	Maine	44	69	1.57
2005	Cornell	35	45	1.29
2006	Wisconsin	43	79	1.84
2007	Notre Dame	42	70	1.67

Miscellaneous

SCORING MARGIN PER GAME

Year	Team	Games	GF	GA	Marg./Gm.
1996	Michigan	42	231	93	3.29
1997	Michigan	42	234	96	3.29
1998	Michigan St.	41	148	71	1.88
1999	North Dakota	40	199	104	2.38
2000	Quinnipiac	36	195	95	2.78
2001	Michigan St.	42	134	57	1.83
2002	New Hampshire	40	184	102	2.05
2003	Cornell	36	133	49	2.33
2004	North Dakota	41	182	90	2.24
2005	Cornell	35	112	45	1.91
2006	Minnesota	41	169	105	1.56
2007	Notre Dame	42	143	70	1.74

WINNING PERCENTAGE

Year	Team	W-L-T	Pct.*
1996	Colorado Col.	33-5-4	.833
1997	Michigan	34-4-4	.857
1998	Michigan St.	31-6-4	.805
1999	North Dakota	32-6-2	.825
2000	Quinnipiac	27-6-3	.792
2001	Michigan St.	33-5-4	.833
2002	Denver	32-8-1	.793
2003	Cornell	30-5-1	.847
2004	Maine	33-8-3	.784
2005	Cornell	27-5-3	.814
2006	Wisconsin	30-10-3	.733
2007	Notre Dame	32-7-3	.798

*Ties computed as half win, half loss.

USA Today/AHCA Final Division I Polls

1998

1. Boston U.
2. Michigan St.
3. North Dakota
4. Michigan
5. Yale
6. Boston College
7. New Hampshire
8. Clarkson
9. Ohio St.
10. Colorado Col.

8. Michigan St.
9. St. Lawrence
10. Northern Mich.
11. Colgate
12. St. Cloud St.
13. Niagara
14. Minn. St. Mankato
15. Ferris St.

6. Boston U.
7. Michigan St.
8. Colorado Col.
9. Cornell
10. St. Cloud St.
11. Northern Mich.
12. Alas. Fairbanks
13. Harvard
14. Mass.-Lowell
15. Ohio St.

4. Minn. Duluth
5. North Dakota
6. Minnesota
7. Michigan
8. Wisconsin
9. Ohio St.
10. Miami (Ohio)
11. New Hampshire
12. Notre Dame
13. Harvard
14. Michigan St.
15. Colorado Col.

2. Boston College
3. North Dakota
4. Maine
5. Boston U.
6. Michigan St.
7. Cornell
8. Minnesota
9. Miami (Ohio)
10. Harvard
11. Colorado Col.
12. Michigan
13. New Hampshire
14. Holy Cross
15. St. Cloud St.

1999

1. North Dakota
2. New Hampshire
3. Michigan St.
4. Maine
5. Colorado Col.
6. Clarkson
7. Boston College
8. Michigan
9. Denver
10. St. Lawrence

2001

1. Michigan St.
2. Boston College
3. St. Cloud St.
4. North Dakota
5. Michigan
6. Colorado Col.
7. Minnesota
8. Providence
9. Maine
10. St. Lawrence
11. Wisconsin
12. Neb.-Omaha
13. New Hampshire
14. Clarkson
15. Cornell

2003

1. Cornell
2. Minnesota
3. New Hampshire
4. Michigan
5. Colorado Col.
6. Ferris St.
7. Boston U.
8. Boston College
9. Maine
10. Harvard
11. Minn. St. Mankato
12. Ohio St.
13. North Dakota
14. Minn. Duluth
15. Michigan St.

2005

1. Denver
2. Colorado Col.
3. North Dakota
4. Minnesota
5. Cornell
6. Michigan
7. Boston College
8. New Hampshire
9. Ohio St.
10. Harvard
11. Maine
12. Boston U.
13. Wisconsin
14. Colgate
15. Bemidji St.

2007

1. Michigan St.
2. Boston College
3. North Dakota
4. Notre Dame
5. Minnesota
6. Maine
7. Clarkson
8. St. Cloud St.
9. New Hampshire
10. Michigan
11. Miami (Ohio)
12. Massachusetts
13. Boston U.
14. St. Lawrence
15. Denver

2000

1. Wisconsin
2. Boston U.
3. North Dakota
4. Michigan
5. New Hampshire
6. Boston College
7. Maine

2002

1. New Hampshire
2. Minnesota
3. Maine
4. Michigan
5. Denver

2004

1. Denver
2. Maine
3. Boston College

USCHO.com Final Division I Polls

1999

1. North Dakota
2. Michigan St.
3. Maine
4. New Hampshire
5. Colorado Col.
6. Clarkson
7. Boston College
8. Michigan
9. Ohio St.
10. Denver

7. Minnesota
8. Providence
9. Maine
10. Wisconsin
11. St. Lawrence
12. New Hampshire
13. Neb.-Omaha
14. Clarkson
15. Denver

3. New Hampshire
4. Minnesota
5. Ferris St.
6. Boston U.
7. Michigan
8. Boston College
9. Maine
10. Harvard
11. Minn. St. Mankato
12. North Dakota
13. Ohio St.
14. Minn. Duluth
15. St. Cloud St.

2005

1. Denver
2. Boston College
3. Colorado Col.
4. Cornell
5. Michigan
6. New Hampshire
7. Minnesota
8. Harvard
9. Ohio St.
10. North Dakota
11. Boston U.
12. Maine
13. Wisconsin
14. Colgate
15. Dartmouth

13. New Hampshire
14. St. Cloud St.
15. Neb.-Omaha
16. Denver
17. Dartmouth
18. Northern Mich.
19. Holy Cross
20. Colgate

2000

1. Wisconsin
2. North Dakota
3. Maine
4. Boston U.
5. St. Lawrence
6. Boston College
7. New Hampshire
8. Michigan St.
9. Michigan
10. Colgate

2002

1. New Hampshire
2. Denver
3. Minnesota
4. Michigan St.
5. Boston U.
6. Maine
7. Michigan
8. St. Cloud St.
9. Cornell
10. Colorado Col.
11. Northern Mich.
12. Alas. Fairbanks
13. Mass.-Lowell
14. Ohio St.
15. Harvard

2004

1. Maine
2. North Dakota
3. Minnesota
4. Boston College
5. Minn. Duluth
6. Ohio St.
7. Michigan
8. Denver
9. Miami (Ohio)
10. New Hampshire
11. Wisconsin
12. Michigan St.
13. Notre Dame
14. Colorado Col.
15. Harvard

2006

1. Boston U.
2. Wisconsin
3. Minnesota
4. Michigan St.
5. Miami (Ohio)
6. North Dakota
7. Harvard
8. Cornell
9. Boston College
10. Maine
11. Michigan
12. Colorado Col.

2007

1. Notre Dame
2. Minnesota
3. Clarkson
4. Boston College
5. New Hampshire
6. North Dakota
7. St. Cloud St.
8. Michigan
9. Boston U.
10. Michigan St.
11. St. Lawrence
12. Massachusetts
13. Miami (Ohio)
14. Maine
15. Denver
16. Quinnipiac
17. Wisconsin
18. Dartmouth
19. Michigan Tech
20. Colorado Col.

Men's Division III Records

Individual Records 30
Individual Leaders 30
Annual Individual Champions 36
Team Records 37
Team Leaders..... 38
Annual Team Champions 44
USCHO Final Polls 45



Individual Records

Official NCAA men's ice hockey records began with the 1947-48 season (1948) and are based on information submitted to the NCAA statistics service by institutions participating in the statistics rankings. In statistical rankings, the rounding of percentages and/or averages may indicate ties where none exist. In these cases, the numerical order of the rankings is correct.

Offense

POINTS SCORED

Game
13—Mike Karin, Middlebury vs. Cornell, Feb. 1959 (3 goals, 10 assists); Gerald Mahoney, Tufts vs. Massachusetts, 1953-54 (8 goals, 5 assists)

Season
111—Dave Lair, Oswego St., 1983 (48 goals, 63 assists)

Career
359—Joey Ferras, Plattsburgh St., 1985-88 (125 goals, 234 assists)

POINTS PER GAME

Season
5.14—Phil Latreille, Middlebury, 1961 (108 in 21 games)

Career
4.07—Phil Latreille, Middlebury, 1958-61 (346 in 85 games)

GOALS

Game
10—Phil Latreille, Middlebury vs. Colgate, Feb. 1960

Season
80—Phil Latreille, Middlebury, 1961

Career
250—Phil Latreille, Middlebury, 1958-61

GOALS PER GAME

Season
3.81—Phil Latreille, Middlebury, 1961 (80 in 21 games)

Career
2.94—Phil Latreille, Middlebury, 1958-61 (250 in 85 games)

ASSISTS

Game
10—Mike Karin, Middlebury vs. Cornell, Feb. 1959

Season
69—Joey Ferras, Plattsburgh St., 1988

Career
234—Joey Ferras, Plattsburgh St., 1985-88

ASSISTS PER GAME

Season
3.10—Mike Karin, Middlebury, 1959 (62 in 20 games)

Career
1.86—Ron Ryan, Colby, 1960-62 (141 in 76 games)

ASSISTS ON GAME-WINNING GOALS

Season
6—Chris Mills, Manhattanville, 2006

Career
11—Chris Mills, Manhattanville, 2004-07

POWER-PLAY GOALS

Game
4—Rob McNamara, Buffalo St. vs. Geneseo St., Jan. 26, 1996

Season
27—Sean Fitzgerald, Oswego St., 1989

Career
64—Sean Fitzgerald, Oswego St., 1986-89 (126 games)

SHORT-HANDED GOALS

Game
4—David Garofalo, New England Col. vs. Mass. Liberal Arts, Nov. 21, 1998

Season
10—Scott Burfoot, Mercyhurst, 1992

Career
25—Scott Burfoot, Mercyhurst, 1989-92 (113 games)

GAME-WINNING GOALS

Season
9—Steve Aronson, St. Thomas (Minn.), 2000; Paul Caufield, Wis.-Stevens Point, 1991

Career
19—Paul Caufield, Wis.-Stevens Point, 1989-92 (148 games)

QUICKEST HAT TRICK TO START

A GAME
4:37—Ross Grubin, Trinity (Conn.) vs. Southern Me., Feb. 20, 1988 (scored at 1:30, 4:24, 4:37, three goals in the span of 3:07)

Defense

SAVES

Game
77—John Herud, Nichols vs. Maine, 1972-73

Season
1,157—David Lyons, St. Scholastica, 1999

Career

3,275—Jamie Morris, Rochester Inst., 1996-99

GOALIE SAVE PERCENTAGE

Season
.946—Niklas Sundberg, Plattsburgh St., 1999 (307 saves, 17 goals allowed)

Career
.928—Adam Hanna, St. John's (Minn.), 2004-06 (1,596 saves, 123 goals allowed)

GOALS-AGAINST AVERAGE

Season
1.21—Francois Bourbeau, Middlebury, 1998 (845 minutes played, 17 goals allowed)

Career
1.40—Christian Carlsson, Middlebury, 1999-02

Miscellaneous

GOALIE WINNING PERCENTAGE

Season
1.000—Bob Berg, Marian (Wis.), 2002 (6-0-0); Francois Bourbeau, Middlebury, 1996 (14-0-0); Eric Przykuta, Fredonia St., 1994 (10-0-0)

Career
*.935—Bobby Silvia, Mass.-Dartmouth, 1983-86 (43-3-0)

*Ties computed as half win, half loss.

GOALIE WINS

Career
72—Rick Strack, Plattsburgh St., 1978-81

GOALIE SHUTOUTS

Season
7—Kyle Jones, St. Norbert, 2006; Chancy Colquhoun, St. Norbert, 2004; Christian Carlsson, Middlebury, 2001

Career
15—^Kyle Jones, St. Norbert, 2005-07

^Active player.

CONSECUTIVE GOALIE SHUTOUTS

Season
4—Kyle Jones, St. Norbert, Jan. 14-27, 2006; Adam Hanna, St. John's (Minn.), Feb. 21-March 4, 2004

CONSECUTIVE SHUTOUT MINUTES

Season
337:22—Kyle Jones, St. Norbert, Jan. 13-28, 2006

Individual Leaders

SINGLE-GAME RECORDS

Offense

POINTS

No.	Player, Team vs. Opponent	Date
13	Mike Karin, Middlebury vs. Cornell	Feb. 1959
13	Gerald Mahoney, Tufts vs. Massachusetts	1953-54
10	Mike Moccia, Connecticut Col. vs. Skidmore	1985
10	Pierre Belanger, Oswego St. vs. Brockport St.	Feb. 1967
10	Phil Latreille, Middlebury vs. Colgate	Feb. 1960
9	Mike Bourmazakis, Rochester Inst. vs. Neumann	Feb. 8, 2002
9	Luke Murphy, Rochester Inst. vs. Cortland St.	Jan. 17, 1999
9	Tom Conti, Lawrence vs. Benedictine (Ill.)	Nov. 21, 1998

No.	Player, Team vs. Opponent	Date
9	Scott Burfoot, Mercyhurst vs. Elmira	Jan. 12, 1992
9	Troy Winch, Mercyhurst vs. Binghamton	Nov. 19, 1989
9	Bill Loveland, Geneseo St. vs. Binghamton	Feb. 10, 1989
9	Maurice Montambault, Rochester Inst. vs. Brockport St.	1986
9	Dave Kunz, Gust. Adolphus vs. Maine	Feb. 27, 1976
9	Marv Degon, Worcester St. vs. Nichols	1973-74
9	Glenn LaChapelle, Wis.-Stout vs. Wis.-Stevens Point	1972-73
9	Chuck Gerber, Wis.-Stout vs. Wis.-Stevens Point	1972-73
9	Gary Goulden, Oswego St. vs. Brockport St.	Feb. 1967
9	Pierre Belanger, Oswego St. vs. Ithaca	Jan. 28, 1967
9	Ron Ryan, Colby vs. Dartmouth	1961-62
9	Ron Ryan, Colby vs. Amherst	1961-62
9	Ron Ryan, Colby vs. Northeastern	1961-62
9	Jay Church, Colby vs. MIT	1958-59
9	Bob Keltie, Colby vs. Bowdoin	1957-58

GOALS

No.	Player, Team vs. Opponent	Date
10	Phil Latreille, Middlebury vs. Colgate.....	Feb. 1960
8	Glen LaChapelle, Wis.-Stout vs. Wis.-Stevens Point.....	1972-73
8	Gerald Mahoney, Tufts vs. Massachusetts.....	1953-54
7	Tim Yakimowsky, Wentworth Inst. vs. Mass.-Dartmouth.....	Feb. 7, 2001
7	Brian Hansen, Gust. Adolphus vs. Hamline.....	Feb. 1991
7	Bill Loveland, Geneseo St. vs. Binghamton.....	Feb. 10, 1989
7	Sean Fitzgerald, Oswego St. vs. Binghamton.....	Nov. 11, 1988
7	Andy Speak, St. Scholastica vs. Wis.-Stout.....	Nov. 28, 1975
7	Gary Hansen, Gust. Adolphus vs. Macalester.....	Jan. 1975
7	Marv Degon, Worcester St. vs. Bentley.....	1971-72
7	Pierre Belanger, Oswego St. vs. Brockport St.	Feb. 1967
7	Bob Wahman, Gust. Adolphus vs. Augsburg.....	Jan. 1956
7	Rog Bertelsen, Gust. Adolphus vs. Augsburg.....	Jan. 1955
6	C.J. Koroll, Marian (Wis.) vs. Milwaukee Engr.	Feb. 5, 1999
6	Drew Carleton, Tufts vs. Western New Eng.	Jan. 16, 1999
6	Stephen Naughton, Potsdam St. vs. Plattsburgh St.	Dec. 11, 1996
6	Craig Muse, Trinity (Conn.) vs. Wesleyan (Conn.).....	Dec. 8, 1995
6	Greg Murray, Cortland St. vs. Scranton.....	Jan. 12, 1993
6	Marc Currier, Nichols vs. Wentworth Inst.	1992-93
6	Mike Erickson, Augsburg vs. Bethel (Minn.).....	Nov. 27, 1980
6	Ken Morris, Nichols vs. Bentley.....	1972-73
6	Norm McEachern, Rochester Inst. vs. Syracuse.....	Feb. 22, 1964
6	Elywn Duchrow, Colby vs. Northeastern.....	1961-62

ASSISTS

No.	Player, Team vs. Opponent	Date
10	Mike Karin, Middlebury vs. Cornell.....	Feb. 1959
9	Chuck Gerber, Wis.-Stout vs. Wis.-Stevens Point.....	1972-73
9	Bob Keltie, Colby vs. Bowdoin.....	1957-58
8	Maurice Montambault, Rochester Inst. vs. Brockport St.	1985-86
8	Pierre Belanger, Oswego St. vs. Rochester Inst.	1966-67
7	Mike Bournazakis, Rochester Inst. vs. Neumann.....	Feb. 8, 2002
7	Ryan Moren, Milwaukee Engr. vs. Northland.....	Feb. 26, 2000
7	Tom Conti, Lawrence vs. Benedictine (Ill.).....	Nov. 21, 1999
7	Luke Murphy, Rochester Inst. vs. Brockport St.	Oct. 25, 1997
7	Troy Winch, Mercyhurst vs. Scranton.....	Jan. 24, 1992
7	Chuck Burmaster, Geneseo St. vs. Binghamton.....	Feb. 10, 1989
7	Keith Gilbertson, St. Scholastica vs. Air Force.....	Dec. 7, 1979
7	Jeff Boeser, St. Thomas (Minn.) vs. St. Olaf.....	1974
7	Mike Correa, Worcester St. vs. Fitchburg St.	1970-71
7	Richard Kelley, Tufts vs. Bowdoin.....	1954-55

POWER-PLAY GOALS

No.	Player, Team vs. Opponent	Date
4	Rob McNamara, Buffalo St. vs. Geneseo St.	Jan. 26, 1996
3	Connor Hughes, St. Norbert vs. Wis.-Eau Claire.....	Feb. 18, 2006
3	Conor Bradley, Hobart vs. Williams.....	Nov. 26, 2005
3	Brian Yingling, Lebanon Valley vs. Plymouth St.	Dec. 7, 2001
3	Dan Fox, Lebanon Valley vs. Curry.....	Nov. 30, 2001
3	Tim Yakimowsky, Wentworth Inst. vs. Mass.-Dartmouth.....	Feb. 7, 2001
3	Adam Sedgwick, St. Norbert vs. Wis.-Stout.....	Jan. 27, 2001
3	Tim Yakimowsky, Wentworth Inst. vs. St. Michael's.....	Dec. 3, 2000
3	Mike Dittrich, Marian (Wis.) vs. Milwaukee Engr.	Feb. 5, 2000
3	C.J. Koroll, Marian (Wis.) vs. Northland.....	Jan. 28, 2000
3	Matt Interbartolo, Wis.-Stevens Point vs. St. Thomas (Minn.).....	Jan. 4, 2000
3	Silverio Mirao, St. Norbert vs. Wis.-Stevens Point.....	Jan. 27, 1996
3	Marcello Gentile, Bowdoin vs. Mass.-Boston.....	Jan. 20, 1995
3	Shawn Wheeler, Wis.-Stevens Point vs. Wis.-River Falls.....	Feb. 3, 1990
3	Sean Fitzgerald, Oswego St. vs. Potsdam St.	Nov. 19, 1988
3	Sean Fitzgerald, Oswego St. vs. Binghamton.....	Nov. 11, 1988
3	Sean Fitzgerald, Oswego St. vs. Mercyhurst.....	Nov. 2, 1988
3	Randy Chin, Wis.-Stevens Point vs. Lake Forest.....	Jan. 29, 1988
3	Dave Leonardo, Bowdoin vs. Massachusetts.....	Feb. 11, 1977

QUICKEST HAT TRICKS TO START A GAME

Time	Player, Team vs. Opponent	Date
4:37	Ross Grubin, Trinity (Conn.) vs. Southern Me.....	Feb. 20, 1988
10:09	Tim Yakimowsky, Wentworth Inst. vs. Mass.-Dartmouth.....	Feb. 7, 2001
18:10	Brian Yingling, Lebanon Valley vs. Southern N.H.....	Feb. 1, 2003

Defense

SAVES

No.	Player, Team vs. Opponent	Date
77	John Herud, Nichols vs. Maine.....	1972-73
75	Matt Saur, Neumann vs. Elmira.....	Nov. 2, 2001
75	Grant Henderson, Lawrence vs. Marian (Wis.).....	Feb. 11, 2000
75	Eric Travers, Bethel (Minn.) vs. Gust. Adolphus.....	Feb. 15, 1992
75	John Brayton, Connecticut Col. vs. Iona.....	1980

No. Player, Team vs. Opponent

No.	Player, Team vs. Opponent	Date
74	Mark Senna, Wentworth Inst. vs. Worcester St.	Feb. 21, 1996
74	Marty Reasoner, Rochester Inst. vs. Canton.....	1973-74
73	Terry Craven, Mass. Liberal Arts vs. Norwich.....	Feb. 20, 1999
72	Stephen Bidus, Elmira vs. Rochester Inst.	March 8, 1997
72	Rick St. Laurent, New England Col. vs. Oswego St.	Jan. 24, 1976
71	Grant Henderson, Lawrence vs. St. Olaf.....	Nov. 27, 1999
71	Paul Mueller, Oswego St. vs. Elmira.....	Nov. 12, 1988
69	Dave Graichen, Wis.-Superior vs. Norwich.....	Mar. 21, 1997
69	Kevin McBride, St. Norbert vs. St. Olaf.....	Dec. 7, 1990
69	Vinnie Pizzo, Geneseo St. vs. Elmira.....	Mar. 2, 1977
68	Garret Hasti, St. Olaf vs. St. Norbert.....	Nov. 16, 2001
68	Tom Walsh, Brockport St. vs. Rochester Inst.	Jan. 22, 1986
68	Pete Sears, Oswego St. vs. Middlebury.....	Jan. 3, 1970
67	Nate Eusko, Norwich vs. Hamilton.....	Jan. 16, 1999
67	Jamie Ronayne, Buffalo St. vs. Geneseo St.	Nov. 16, 1996

SEASON RECORDS

Offense

POINTS

Player, Team	Year	GP	G	A	Points
Dave Lair, Oswego St.....	1983	32	48	63	111
Phil Latreille, Middlebury.....	1961	21	80	28	108
Ron Ryan, Colby.....	1962	27	48	56	104
Marv Degon, Worcester St.	1972	24	71	31	102
Joey Ferras, Plattsburgh St.	1988	37	30	69	99
Scott Burfoot, Mercyhurst.....	1991	33	49	47	96
Joey Ferras, Plattsburgh St.	1987	40	38	54	92
Steve Aronson, St. Thomas (Minn.).....	2000	33	38	53	91
Gaetan D'Anjou, Plattsburgh St.	1982	40	50	41	91
Joey Ferras, Plattsburgh St.	1985	37	28	62	90
Dennie Poulin, Plattsburgh St.	1982	40	30	60	90
Joe Spinelli, Elmira.....	1991	34	40	48	88
Terry Gorman, Framingham St.	1987	30	33	54	87
Matt Wescott, Plattsburgh St.	1976	26	26	61	87
Dave Piromalli, Plattsburgh St.	1986	41	36	50	86
Dan Brown, Plattsburgh St.	1978	22	35	51	86
John Staerker, Oswego St.	1988	30	29	56	85
Fred Whouley, Curry.....	1986	34	40	45	85
Bill Hamilton, Tufts.....	1955	19	43	42	85
Damon Moore, Fitchburg St.	1998	26	21	63	84
Steve Toll, Rochester Inst.	1997	30	39	45	84
Dave Piromalli, Plattsburgh St.	1987	40	21	53	84
Dave Piromalli, Plattsburgh St.	1985	37	32	52	84

POINTS PER GAME

Team, Player	Year	GP	G	A	P	PPG
Phil Latreille, Middlebury.....	1961	21	80	28	108	5.14
Bill Hamilton, Tufts.....	1955	19	43	42	85	4.47
Marv Degon, Worcester St.	1972	24	71	31	102	4.25
Andre Beaulieu, St. Mary's (Minn.).....	1963	15	31	31	62	4.13
Bruce Boissoin, Oswego St.	1967	14	28	29	57	4.07
Tim Norbeck, Hamilton.....	1960	18	40	32	72	4.00
Dan Brown, Plattsburgh St.	1978	22	35	51	86	3.91
Ron Ryan, Colby.....	1962	27	48	56	104	3.85
Andre Beaulieu, St. Mary's (Minn.).....	1964	18	31	37	68	3.78
Andre Beaulieu, St. Mary's (Minn.).....	1962	17	42	20	62	3.65
George Brinkley, Trinity (Conn.).....	1979	22	39	40	79	3.59
Dave Lair, Oswego St.	1983	32	48	63	111	3.47
Pierre Belanger, Oswego St.	1967	14	24	23	47	3.36
Matt Wescott, Plattsburgh St.	1976	26	26	61	87	3.35
Glenn LaChapelle, Wis.-Stout.....	1973	20	43	22	65	3.25
Damon Moore, Fitchburg St.	1998	26	21	63	84	3.23
Mark Hentges, St. Thomas (Minn.).....	1980	27	38	45	83	3.07
Jeff DuRoss, Fitchburg St.	1998	26	47	29	76	2.92
Scott Burfoot, Mercyhurst.....	1991	33	49	47	96	2.91
Terry Gorman, Framingham St.	1987	30	33	54	87	2.90

GOALS

Player, Team	Year	GP	Goals
Phil Latreille, Middlebury.....	1961	21	80
Marv Degon, Worcester St.	1972	24	71
Sean Fitzgerald, Oswego St.	1989	29	51
Mike Snell, Oswego St.	1985	33	51
Gaetan D'Anjou, Plattsburgh St.	1982	40	50
Scott Burfoot, Mercyhurst.....	1991	33	49
Dave Lair, Oswego St.	1983	32	48
Ed Galiani, New England Col.	1982	27	48
Ron Ryan, Colby.....	1962	27	48

Player, Team	Year	GP	Goals
Jeff DuRoss, Fitchburg St.	1998	26	47
Brad Wiley, St. Mary's (Minn.)	1989	25	47
Dave Lair, Oswego St.	1982	30	46
Jeff Lupu, Fredonia St.	1994	32	45
Bernie Cassell, Elmira	1992	31	43
Brad Wiley, St. Mary's (Minn.)	1988	33	43
Eric Donaghey, Framingham St.	1986	27	43
Glen LaChapelle, Wis.-Stout	1973	20	43
Bill Hamilton, Tufts	1955	19	43
Bill Kewer, Mass.-Dartmouth	1988	27	42
Fred Whouley, Curry	1985	27	42
Joe McCafferty, Mass.-Boston	1982	27	42
Dave Lair, Oswego St.	1981	30	42
Tim Evans, Augsburg	1975	26	42

GOALS PER GAME

Player, Team	Year	GP	G	GGP
Phil Latreille, Middlebury	1961	21	80	3.81
Marv Degon, Worcester St.	1972	24	71	2.96
Andre Beaulieu, St. Mary's (Minn.)	1962	17	42	2.47
Bill Hamilton, Tufts	1955	19	43	2.26
Tim Norbeck, Hamilton	1960	18	40	2.22
Glen LaChapelle, Wis.-Stout	1973	20	43	2.15
Andre Beaulieu, St. Mary's (Minn.)	1963	15	31	2.07
Bruce Boissain, Oswego St.	1967	14	28	2.00
Brad Wiley, St. Mary's (Minn.)	1989	25	47	1.88
Jeff DuRoss, Fitchburg St.	1998	26	47	1.81
Ed Galiani, New England Col.	1982	27	48	1.78
Ron Ryan, Colby	1962	27	48	1.78
George Brinkley, Trinity (Conn.)	1979	22	39	1.77
Sean Fitzgerald, Oswego St.	1989	29	51	1.76
Andre Beaulieu, St. Mary's (Minn.)	1964	18	31	1.72
Pierre Belanger, Oswego St.	1967	14	24	1.71
George Brinkley, Trinity (Conn.)	1978	21	35	1.67
Danny Brown, Plattsburgh St.	1978	22	35	1.59
Gary Hansen, Gust. Adolphus	1975	26	41	1.58
Mark Deveaux, Johnson & Wales (R.I.)	1999	25	39	1.56

ASSISTS

Player, Team	Year	GP	Assists
Joey Ferras, Plattsburgh St.	1988	37	69
Damon Moore, Fitchburg St.	1998	26	63
Dave Lair, Oswego St.	1983	32	63
Joey Ferras, Plattsburgh St.	1985	37	62
Ron Ryan, Colby	1962	27	62
Mike Karin, Middlebury	1959	20	62
Matt Wescott, Plattsburgh St.	1976	26	61
Dennis Poulin, Plattsburgh St.	1982	40	60
Joey Ferras, Plattsburgh St.	1987	40	57
John Staerker, Oswego St.	1988	30	56
Kevin Weber, Oswego St.	1985	33	56
Terry Gormon, Framingham St.	1987	30	54
Steve Aronson, St. Thomas (Minn.)	2000	33	53
Dave Piromalli, Plattsburgh St.	1987	40	53
Joe Centrella, Fitchburg St.	1997	28	52
Dave Piromalli, Plattsburgh St.	1985	37	52
Mike Bournazakis, Rochester Inst.	2001	29	51
Lenny Pereira, Plattsburgh St.	1993	33	51
Joe Spinelli, Elmira	1992	31	51
Danny Brown, Plattsburgh St.	1978	22	51

ASSISTS PER GAME

Player, Team	Year	GP	A	APG
Mike Karin, Middlebury	1959	20	62	3.10
Damon Moore, Fitchburg St.	1998	26	63	2.42
Matt Wescott, Plattsburgh St.	1976	26	61	2.35
Danny Brown, Plattsburgh St.	1978	22	51	2.32
Pete Kennedy, Hamilton	1969	18	40	2.22
Ron Ryan, Colby	1962	27	56	2.07
Bruce Boissain, Oswego St.	1967	14	29	2.07
Andre Beaulieu, St. Mary's (Minn.)	1963	15	31	2.07
Andre Beaulieu, St. Mary's (Minn.)	1964	18	37	2.06
Dave Lair, Oswego St.	1983	32	63	1.97
John Staerker, Oswego St.	1988	30	56	1.87
Joey Ferras, Plattsburgh St.	1988	37	69	1.86
Joe Centrella, Fitchburg St.	1997	28	52	1.86
Jeff Beane, New England Col.	1982	27	50	1.85
Kent Hughes, Middlebury	1992	26	48	1.85
George Brinkley, Trinity (Conn.)	1979	22	40	1.82
Neil Trimm, Neumann	2007	27	49	1.81
Jon Leven, Tufts	1988	25	45	1.80
Terry Gormon, Framingham St.	1987	30	54	1.80
Mike Bournazakis, Rochester Inst.	2001	29	51	1.76

ASSISTS ON GAME-WINNING GOALS

Player, Team	Year	No.
Chris Mills, Manhattanville	2006	6

POWER-PLAY GOALS

Player, Team	Year	GP	PPG
Sean Fitzgerald, Oswego St.	1989	29	27
Gary Masocco, Fredonia St.	1995	35	22
Sean Fitzgerald, Oswego St.	1988	30	22
Jeff Lupu, Fredonia St.	1994	32	21
Joey Ferras, Plattsburgh St.	1987	40	21
Mike Hedden, Neumann	2007	26	19
John Stringfellow, Oswego St.	1990	28	19
Sean Green, Oswego St.	1988	30	19
Dave Piromalli, Plattsburgh St.	1986	41	19
Peter DeArmas, Plattsburgh St.	1985	37	19
Rick Pratt, Oswego St.	1982	28	19
Rob Duke, Oswego St.	1987	37	18
Peter Bournazakis, Rochester Inst.	2001	28	17
Jeff DuRoss, Fitchburg St.	1998	26	17
Mike Snell, Oswego St.	1985	32	17
Nick Permula, St. Thomas (Minn.)	2007	27	16
Rob Lavery, Fitchburg St.	1998	27	16
Joe Cantone, Connecticut Col.	1990	-	16
Ralph Barahona, Wis.-Stevens Point	1989	41	16
Dave Piromalli, Plattsburgh St.	1985	37	16

SHORT-HANDED GOALS

Player, Team	Year	GP	SHG
Scott Burfoot, Mercyhurst	1992	30	10
Keith Aucoin, Norwich	2001	28	8
Chris Fess, Plattsburgh St.	1991	27	8
Mitch Stephens, Geneseo St.	2006	30	7
Brian Yingling, Lebanon Valley	2003	27	7
Keith Aucoin, Norwich	1999	31	7
Pat Schultz, Mass.-Dartmouth	1998	26	7
Mike Rotsch, St. Thomas (Minn.)	1996	29	7
Charlie Gaffney, Bowdoin	1995	26	7
Scott Burfoot, Mercyhurst	1989	27	7
Mike Snell, Oswego St.	1985	32	7
David Johnson, Bethel (Minn.)	1982	30	7
Brian Doherty, Curry	2003	27	6
Gus Katsuras, Hamilton	2003	25	6
Scott Feeney, Johnson & Wales (R.I.)	2001	26	6
Jason Kilcan, Plattsburgh St.	2001	34	6
Jeff Corkish, Concordia-M'head	1997	25	6
Rob McNamara, Buffalo St.	1995	24	6
Steve Moore, Plattsburgh St.	1993	33	6
Pierre Brunet, Plattsburgh St.	1981	33	6

GAME-WINNING GOALS

Player, Team	Year	GP	GWG
Steve Aronson, St. Thomas (Minn.)	2000	33	9
Paul Cauffield, Wis.-Stevens Point	1991	36	9
Mike Lukajic, Oswego St.	2004	31	8
Kevin Cooper, Middlebury	2003	28	8
Ivan Prokic, Wis.-Superior	2001	30	8
Jim Nagle, Norwich	1999	31	8
Steve Moffat, Plattsburgh St.	1997	31	8
Jeff Grant, Mass.-Dartmouth	2006	30	7
Gus Katsuras, Hamilton	2005	25	7
Marc Bellemare, Norwich	2000	32	7
Rob MacDonald, Amherst	1999	24	7
Mike Anastasio, Middlebury	1997	27	7
Jarrold DiBona, Mass.-Dartmouth	1996	27	7
Charlie Gaffney, Bowdoin	1995	26	7
Lenny Pereira, Plattsburgh St.	1992	36	7
Sean Fitzgerald, Oswego St.	1989	29	7
Arron Scott, Wis.-River Falls	1988	38	7
Peter DeArmas, Plattsburgh St.	1985	37	7
Pierre Brunet, Plattsburgh St.	1982	40	7
Dave Lair, Oswego St.	1981	30	7

Defense

SAVES

Player, Team	Year	Saves
David Lyons, St. Scholastica	1999	1,157
George Bosak, Scranton	1994	1,095
Bo Storozuk, Northland	2007	1,091
Mark Dougherty, Rochester Inst.	1970	1,091

Player, Team	Year	Saves
George Bosak, Scranton.....	1993	1,035
Jamie Ronayne, Buffalo St.	1997	1,034
Jamie Morris, Rochester Inst.	1997	1,027
Lou Germain, Geneseo St.	1990	1,019
Doug Voss, Bethel (Minn.).....	1986	1,017
Rick Strack, Plattsburgh St.	1981	1,007
Casey Oie, Wis.-Superior	1982	946
Tony Mongillo, Elmira.....	1988	929
Pete Sears, Oswego St.	1971	920
Ryan Hallam, Geneseo St.	1995	893
Bob Hanson, St. John's (Minn.).....	1979	887
Niklas Sundburg, Plattsburgh St.	2001	884
Ron Cappellazzo, Brockport St.	1983	879
Phil Wheaton, Geneseo St.	1988	876
Mike Collochio, Neumann	2005	873
Gerard Muscat, Elmira.....	1990	862
Bobby Gorman, Wis.-Stevens Point	1998	858
Lou Germain, Geneseo St.	1991	852

SAVE PERCENTAGE
(Must have played 33 percent of the team's minutes)

Player, Team	Year	GA	Saves	Pct.
Niklas Sundberg, Plattsburgh St.	1999	17	307	.946
Joel Cameron, Lake Forest.....	2004	28	472	.944
Brady Alstead, Wis.-River Falls	1996	27	451	.944
Ross Cherry, Middlebury	2005	21	347	.943
Francois Bourbeau, Middlebury.....	1998	17	276	.942
Lincoln Matlock, Lebanon Valley	2002	17	274	.942
Jon Dryjowicz-Burek, Mass.-Dartmouth	2006	39	621	.941
Dave Scardella, Wesleyan (Conn.).....	2006	18	286	.941
Jamie Vanek, Wentworth Inst.	2003	27	428	.941
Adam Hanna, St. John's (Minn.).....	2005	41	633	.939
Dan Meneghin, Wis.-River Falls.....	2005	21	323	.939
AJ Bucchino, Wis.-River Falls.....	2006	38	579	.938
Raj Bhangoo, Wentworth Inst.	2001	18	274	.938
Andy Scanlon, Wis.-River Falls	2004	36	522	.935
Doug Raeder, Middlebury	2006	20	287	.935
Tyler Euverman, Rochester Inst.	2002	42	602	.935
Scott Bonnell, Colby	1998	18	250	.933
AJ Bucchino, Wis.-River Falls.....	2007	59	819	.933
Marc Scheuer, Middlebury.....	2004	26	359	.932
Cody Brown, Lake Forest.....	2003	39	532	.932
Todd Chin, Wis.-Stevens Point.....	1989	—	—	.932
Rob MacNeil, Hamilton	2004	29	388	.930
Ross Cherry, Middlebury	2006	21	280	.930
Raj Bhangoo, Wentworth Inst.	2002	42	560	.930
Dan Melde, Gust. Adolphus	2002	39	519	.930
Justin Brackett, Connecticut Col.	1999	37	492	.930
Dave Haimson, Williams.....	1998	53	704	.930
Zack Sikich, St. Thomas (Minn.).....	2003	23	305	.930
Tom Bachmeier, Wis.-River Falls.....	1995	—	—	.930

GOALS-AGAINST AVERAGE
(Must have played 33 percent of the team's minutes)

Player, Team	Year	Mins.	GA	GAA
Francois Bourbeau, Middlebury.....	1998	845	17	1.21
Marc Scheuer, Middlebury.....	2004	1,155	26	1.35
Niklas Sundberg, Plattsburgh St.	1999	749	17	1.36
Lincoln Matlock, Lebanon Valley	2002	745	17	1.37
Christian Carlsson, Middlebury.....	2002	1,636	38	1.39
Ross Cherry, Middlebury	2006	901	21	1.40
Christian Carlsson, Middlebury.....	2001	1,218	29	1.43
Chris Farion, Middlebury	1996	840	21	1.50
Doug Raeder, Middlebury	2006	779	20	1.54
Dan Kehler, St. Olaf.....	2005	1,241	32	1.55
Brady Alstead, Wis.-River Falls	1996	1,043	27	1.55
J.D. Hadiaris, Colby	2003	842	22	1.57
Art Fitzgerald, Trinity (Conn.).....	1987	—	—	1.58
Kevin Schieve, Norwich	2002	1,324	35	1.59
Jeremy Hill, Manhattan	2002	—	—	1.59
Yen-I Chen, Middlebury	2005	970	26	1.61
Adam Hanna, St. John's (Minn.).....	2004	1,080	29	1.61
Ross Cherry, Middlebury	2005	782	21	1.61
Adam Hanna, St. John's (Minn.).....	2005	1,521	41	1.62
Chancy Colquhoun, St. Norbert.....	2004	1,210	33	1.64

Miscellaneous

GOALIE WINNING PERCENTAGE
(Must have played 33 percent of the team's minutes)

Player, Team (Record)	Year	Pct.*
Bob Berg, Marian (Wis.) (6-0-0).....	2002	1.000
Francois Bourbeau, Middlebury (14-0-0).....	1996	1.000
Eric Przykuta, Fredonia St. (10-0-0).....	1994	1.000
Tyler Euverman, Rochester Inst. (25-1-0).....	2001	.962
Bobby Silvia, Mass.-Dartmouth (23-1-0).....	1986	.958
Randy Hevey, Norwich (18-1-0).....	2000	.947
Bob Berg, Marian (Wis.) (8-0-1).....	2003	.944
Francois Bourbeau, Middlebury (13-0-2).....	1995	.933
Dan Meneghin, Wis.-River Falls (13-1-0).....	2003	.929
Jeff Smith, Marian (Wis.) (6-0-1).....	1999	.929
Chris Farion, Middlebury (12-1-0).....	1998	.923
Shawn Grenier, Mass.-Dartmouth (24-2-0).....	1996	.923
Kyle Jones, St. Norbert (17-1-1).....	2005	.921
Mark Rice, St. John's (Minn.) (17-1-1).....	1997	.921
Eric Van Den Bosch, St. Norbert (11-1-0).....	2003	.917
Christian Carlsson, Middlebury (26-2-1).....	2002	.914
Craig Barnett, Plattsburgh St. (21-2-0).....	1987	.913
Yen-I Chen, Middlebury (10-1-0).....	2004	.909
Kevin Schieve, Norwich (10-1-0).....	2004	.909
Ross Cherry, Middlebury (13-1-1).....	2006	.900

*Ties computed as half win, half loss.

SHUTOUTS

Player, Team	Year	SHO
Kyle Jones, St. Norbert.....	2006	7
Chancy Colquhoun, St. Norbert	2004	7
Christian Carlsson, Middlebury.....	2001	7
J.D. Hadiaris, Colby	2003	6
Kyle Jones, St. Norbert.....	2005	5
Nathan Marsters, Rensselaer.....	2004	5
Jacque Vezina, Wis.-River Falls.....	2002	5
Adam Hanna, St. John's (Minn.).....	2004	4
Tyson Gajda, Oswego St.	2003	4
Jacque Vezina, Wis.-River Falls.....	2003	4
Marc Scheuer, Middlebury.....	2001	4
Brady Alstead, Wis.-River Falls	1998	4
Jeff Heil, Wis.-River Falls.....	1997	4
Keith Longo, Hobart.....	2006	3
Ryan Scott, Oswego St.	2005	3
Sonny Holding, Lebanon Valley	2003	3

CONSECUTIVE GAME SHUTOUTS

Player, Team	Year	SHO
Kyle Jones, St. Norbert.....	2006	4
Adam Hanna, St. John's (Minn.).....	2004	4
Kyle Jones, St. Norbert.....	2005	3
Marc Scheuer, Middlebury.....	2001	3
Keith Longo, Hobart.....	2006	2
Chancy Colquhoun, St. Norbert	2004	2
Jacque Vezina, Wis.-River Falls.....	2003	2
Christian Carlsson, Middlebury.....	2001	2
Brady Alstead, Wis.-River Falls	1998	2

CONSECUTIVE SHUTOUT MINUTES

Player, Team	Dates	Mins.
Kyle Jones, St. Norbert.....	Jan. 13-28, 2006	337:22
Adam Hanna, St. John's (Minn.).....	Feb. 20-March 7, 2004	291:00
Kyle Jones, St. Norbert.....	Jan. 29-Feb. 12, 2005	201:19
Jacque Vezina, Wis.-River Falls	Nov. 1-23, 2002	201:06
Marc Scheuer, Middlebury.....	Nov. 18, 2000-Jan. 2, 2001	185:10
Keith Longo, Hobart.....	Nov. 5-27, 2005	180:24
Joe Lofberg, Oswego St.	Nov. 30-Dec. 4, 2001	165:13
Christian Carlsson, Middlebury.....	Feb. 10-March 2, 2001	165:11
Rob Ligus, Elmira	Jan. 18-25, 2000	153:58
Roby Gropp, St. Norbert	Oct. 31-Nov. 22, 1997	151:15
Christian Carlsson, Middlebury.....	Nov. 17-Dec. 1, 2000	148:28
Kevin Block, Lebanon Valley	Oct. 24-Nov. 12, 1999	144:00
Thomas Keliher, Hobart	Jan. 23-31, 2004	143:45
Chancy Colquhoun, St. Norbert	March 5-19, 2004	141:43
Rob McShane, Manhattanville.....	Feb. 5-12, 2000	135:57
Brady Alstead, Wis.-River Falls	Feb. 7-20, 1998	128:10

CAREER RECORDS

Offense

POINTS

Player, Team	Years	GP	G	A	Pts.
Joey Ferras, Plattsburgh St.	1985-88	143	125	234	359
Dave Lair, Oswego St.	1980-83	126	166	186	352
Phil Latreille, Middlebury	1958-61	85	250	96	346
Marv Degon, Worcester St.	1972-75	--	209	108	317
Dave Piromalli, Plattsburgh St.	1984-87	136	121	177	298
Scott Burfoot, Mercyhurst	1989-92	113	141	149	290
Rick Pratt, Oswego St.	1979-82	119	134	132	266
Mike Torrillo, Canisius	1985-88	117	121	144	265
Mike Snell, Oswego St.	1984-87	131	137	126	263
Joe Spinelli, Elmira	1989-92	112	104	152	256
Fred Whouley, Curry	1985-88	124	137	118	255
Paul Caufield, Wis.-Stevens Point	1989-92	148	126	128	254
Chris Johnstone, Rochester Inst.	1982-85	129	114	136	250
Jeff Christina, Elmira	1977-80	124	125	125	250
Alex Hicks, Wis.-Eau Claire	1989-92	116	98	151	249
Jeff DuRoss, Fitchburg St.	1997-00	110	128	120	248
Ron Ryan, Colby	1960-62	76	104	141	245
Joe Gurney, Fitchburg St.	1985-88	107	108	132	240
Sean Fitzgerald, Oswego St.	1986-89	125	125	111	236
Jeff Lupu, Fredonia St.	1992, 94-96	122	119	115	234
Lenny Pereira, Plattsburgh St.	1991-94	124	105	129	234
Bob Holmes, Elmira	1989-92	125	93	141	234
Kevin Sykes, Canisius	1985-88	104	114	120	234
Andre Beaulieu, St. Mary's (Minn.)	1961-64	66	134	99	233
Chris Smith, Geneseo St.	1988-91	117	83	149	232
Andy Speak, St. Scholastica	1975-78	112	112	120	232

POINTS PER GAME

Player, Team	Years	GP	G	A	P	PPG
Phil Latreille, Middlebury	1958-61	85	250	96	346	4.07
Andre Beaulieu, St. Mary's (Minn.)	1961-64	66	134	99	233	3.53
Ron Ryan, Colby	1960-62	76	104	146	245	3.22
Danny Brown, Plattsburgh St.	1978-79	51	66	85	151	2.96
Dave Lair, Oswego St.	1980-83	126	166	186	352	2.79
Scott Burfoot, Mercyhurst	1989-92	113	141	149	290	2.57
Joey Ferras, Plattsburgh St.	1985-88	143	125	234	359	2.51
Eric Donaghey, Framingham St.	1985-87	70	93	80	173	2.47
Joe Spinelli, Elmira	1989-92	112	104	152	256	2.29
Mike Torrillo, Canisius	1985-88	117	121	144	265	2.26
Jeff DuRoss, Fitchburg St.	1997-00	110	128	120	248	2.25
Bill Kewer, Mass.-Dartmouth	1987-89	79	117	61	178	2.25
Kevin Sykes, Canisius	1985-88	104	114	120	234	2.25
Bob Gordon, Framingham St.	1977-78	52	61	56	117	2.25
Joe Gurney, Fitchburg St.	1985-88	107	108	132	240	2.24
Charlie Gaffney, Bowdoin	1992-95	102	84	144	228	2.24
Rick Pratt, Oswego St.	1979-82	119	134	132	266	2.24
Dave Piromalli, Plattsburgh St.	1984-87	136	121	177	298	2.19
Mike Marta, Hamilton	1981-84	97	119	90	209	2.15
John Staerker, Oswego St.	1987-89	92	74	124	198	2.15
Mark Hicks, Wis.-Eau Claire	1989-92	116	98	151	249	2.15
Brian Holmes, Mass.-Dartmouth	1986-89	97	89	117	206	2.12
Travis Finkle, Hobart	1996-99	73	72	83	155	2.12
Kevin Flynn, Oswego St.	1978-81	106	94	131	225	2.12
Andy Speak, St. Scholastica	1975-78	112	112	120	232	2.07

GOALS

Player, Team	Years	Games	Goals
Phil Latreille, Middlebury	1958-61	85	250
Marv Degon, Worcester St.	1972-75	--	209
Dave Lair, Oswego St.	1980-83	126	166
Scott Burfoot, Mercyhurst	1989-92	113	141
Fred Whouley, Curry	1985-88	124	137
Mike Snell, Oswego St.	1984-87	131	137
Rick Pratt, Oswego St.	1979-82	119	134
Andre Beaulieu, St. Mary's (Minn.)	1961-64	66	134
Jeff DuRoss, Fitchburg St.	1997-00	110	128
Paul Caufield, Wis.-Stevens Point	1989-92	148	126
Sean Fitzgerald, Oswego St.	1986-89	125	125
Bill Loveland, Geneseo St.	1986-89	133	125
Joey Ferras, Plattsburgh St.	1985-88	143	125
Jeff Christina, Elmira	1977-80	124	125
Brad Wiley, St. Mary's (Minn.)	1987-89	88	123
Mike Torrillo, Canisius	1984-88	117	121
Dave Piromalli, Plattsburgh St.	1984-87	136	121
Gary Hansen, Gust. Adolphus	1973-76	102	121

Player, Team	Years	Games	Goals
Jeff Lupu, Fredonia St.	1992, 94-96	122	119
Mike Marta, Hamilton	1981-84	97	119
Kurtis McLean, Norwich	2002-05	115	118
Bill Kewer, Mass.-Dartmouth	1987-89	79	117
Kevin Sykes, Canisius	1985-88	104	114
Chris Johnstone, Rochester Inst.	1982-85	129	114
George Brinkley, Trinity (Conn.)	1976-79	85	113
Dennis Lepley, Rochester Inst.	1967-70	89	113

GOALS PER GAME

Player, Team	Years	Games	G	GPG
Phil Latreille, Middlebury	1958-61	85	250	2.94
Andre Beaulieu, St. Mary's (Minn.)	1961-64	66	134	2.03
Bill Kewer, Mass.-Dartmouth	1987-89	79	117	1.48
Brad Wiley, St. Mary's (Minn.)	1987-89	88	123	1.39
Ron Ryan, Colby	1960-62	76	104	1.37
George Brinkley, Trinity (Conn.)	1976-79	85	113	1.33
Eric Donaghey, Framingham St.	1985-87	70	93	1.33
Dave Lair, Oswego St.	1980-83	126	166	1.32
Danny Brown, Plattsburgh St.	1978-79	51	66	1.29
Dennis Lepley, Rochester Inst.	1967-70	89	113	1.27
Scott Burfoot, Mercyhurst	1989-92	113	141	1.25
Dave Chipman, Marian (Wis.)	1996, 98-00	70	87	1.24
Gary Hansen, Gust. Adolphus	1973-76	102	121	1.19
Jeff DuRoss, Fitchburg St.	1997-00	110	128	1.16
George Roberts, Gust. Adolphus	1970-72	80	91	1.14
Rick Pratt, Oswego St.	1979-82	119	134	1.13
Kevin Sykes, Canisius	1985-88	104	114	1.09
Fred Whouley, Curry	1985-88	124	137	1.07
Kevin Adam, Bethel (Minn.)	1997-00	99	104	1.05
Mike Snell, Oswego St.	1984-87	131	137	1.05
Mike Torrillo, Canisius	1985-88	117	121	1.03
Kurtis McLean, Norwich	2002-05	115	118	1.03
Marcello Gentile, Bowdoin	1992-95	99	101	1.02
Bruce Henderson, St. Norbert	1990-91	61	62	1.02
Alan Quinlan, Bowdoin	1975-77	67	68	1.01
Dan Genatossio, Fitchburg St.	1994-97	107	108	1.01
Joe Gurney, Fitchburg St.	1987-88	107	108	1.01
Brian Yingling, Lebanon Valley	2000-03	110	111	1.01

ASSISTS

Player, Team	Years	GP	A
Joey Ferras, Plattsburgh St.	1985-88	143	234
Dave Lair, Oswego St.	1980-83	126	186
Dave Piromalli, Plattsburgh St.	1984-87	136	177
Joe Spinelli, Elmira	1989-92	112	152
Tracey Belanger, Plattsburgh St.	1996-99	128	151
Alex Hicks, Wis.-Eau Claire	1989-92	116	151
Scott Burfoot, Mercyhurst	1989-92	113	149
Chris Smith, Geneseo St.	1988-91	117	149
Charlie Gaffney, Bowdoin	1992-95	102	144
Mike Torrillo, Canisius	1985-88	117	144
Mike Moccia, Connecticut Col.	1987-90	--	143
Bob Holmes, Elmira	1989-92	125	141
Ron Ryan, Colby	1960-62	76	141
Paul Donato, Babson	1981-84	117	140
Terry Reilly, Geneseo St.	1985-88	128	137
Fred Whouley, Curry	1985-88	124	137
Doug Keys, Gust. Adolphus	1982-85	118	137
Chris Johnstone, Rochester Inst.	1982-85	129	136
Pat Staerker, Rochester Inst.	1997-00	121	134
Mike Karin, Middlebury	1956-59	84	134
Sean Green, Oswego St.	1987-90	116	133
Joe Gurney, Fitchburg St.	1985-88	107	132
Rick Pratt, Oswego St.	1979-82	119	132
Kevin Flynn, Oswego St.	1978-81	106	131
Peter Bournazakis, Rochester Inst.	1998-01	115	130
Todd Tretter, Wis.-Stevens Point	1988-91	140	130
Tom Sasso, Babson	1985-88	121	130

ASSISTS PER GAME

Player, Team	Years	GP	A	APG
Ron Ryan, Colby	1960-62	76	141	1.86
Danny Brown, Plattsburgh St.	1978-79	51	85	1.67
Brian Stone, New England Col.	1987-88	69	114	1.65
Joey Ferras, Plattsburgh St.	1985-88	143	234	1.64
Mike Karin, Middlebury	1956-59	84	134	1.60
Pete Kennedy, Hamilton	1967-70	76	113	1.49
Dave Lair, Oswego St.	1980-83	126	186	1.48
Charlie Gaffney, Bowdoin	1992-95	102	144	1.41
Joe Spinelli, Elmira	1989-92	112	152	1.36
John Staerker, Oswego St.	1987-89	92	124	1.35

Player, Team	Years	GP	A	APG
Scott Burfoot, Mercyhurst.....	1989-92	113	149	1.32
Alex Hicks, Wis.-Eau Claire.....	1989-92	116	151	1.30
Dave Piromalli, Plattsburgh St.	1984-87	136	177	1.30
Arron Scott, Wis.-River Falls.....	1987-90	97	125	1.29
Chris Smith, Geneseo St.	1988-91	117	149	1.27
Doug Kimura, Plattsburgh St.	1978-80	83	103	1.24
Kevin Flynn, Oswego St.	1978-81	106	131	1.24
Joe Gurney, Fitchburg St.	1985-88	107	132	1.23
Mike Torriello, Canisius.....	1985-88	117	144	1.23
Brian Holmes, Mass.-Dartmouth.....	1986-89	97	117	1.21
Paul Donato, Babson.....	1981-84	117	140	1.20
Chris Maybury, Rochester Inst.	1993-96	106	126	1.19
Tracey Belanger, Plattsburgh St.	1996-99	128	151	1.18
Doug Keys, Gust. Adolphus.....	1982-85	118	137	1.16
Sean Green, Oswego St.	1987-90	116	133	1.15

ASSISTS ON GAME-WINNING GOALS

Player, Team	Years	No.
Chris Mills, Manhattanville.....	2004-07	11

POWER-PLAY GOALS

Player, Team	Years	GP	PPG
Sean Fitzgerald, Oswego St.....	1986-89	126	64
Joey Ferras, Plattsburgh St.	1985-88	143	60
Dave Piromalli, Plattsburgh St.	1984-87	136	55
Rick Pratt, Oswego St.	1979-82	119	54
Jeff Lupu, Fredonia St.	1992, 94-96	122	48
Paul Cauffield, Wis.-Stevens Point.....	1989-92	148	43
Jeff DuRoss, Fitchburg St.	1997-00	110	41
Eric Preston, Fredonia St.	1994-97	126	41
Marcello Gentile, Bowdoin.....	1992-95	99	38
Shane Ferras, Plattsburgh St.	1987-90	103	37
Tim Yakimowsky, Wentworth Inst.	1999-02	110	35
Steve Moffat, Plattsburgh St.	1995-98	125	35
Ivan Filippov, Wentworth Inst.	1998-01	108	34
Brian Yingling, Lebanon Valley.....	2000-03	110	32
Rob Smillie, St. Norbert.....	1996-99	122	32
Alan Quinlan, Bowdoin.....	1975-77	67	31
Dan Genatossio, Fitchburg St.	1994-97	107	30
Chris Fess, Plattsburgh St.	1991-94	121	30

SHORT-HANDED GOALS

Player, Team	Years	GP	SHG
Scott Burfoot, Mercyhurst.....	1989-92	113	25
Lenny Pereira, Plattsburgh St.	1991-94	124	14
Greg Joyce, Wis.-River Falls.....	1991-94	115	13
Tim Hale, Wis.-Stevens Point.....	1989-92	138	13
Michael O'Sullivan, Curry.....	2002-05	106	11
Charlie Gaffney, Bowdoin.....	1992-95	102	11
Frank Cirone, Wis.-Stevens Point.....	1991-94	121	11
Pierre Brunet, Plattsburgh St.	1979-82	116	11
Steve Moore, Plattsburgh St.	1992-95	115	10
Chris Campbell, Wis.-Superior.....	1990-93	98	10
Dave Piromalli, Plattsburgh St.	1984-87	136	10
Bob Devaney, Bowdoin.....	1976-79	87	10

GAME-WINNING GOALS

Player, Team	Years	GP	GWG
Paul Cauffield, Wis.-Stevens Point.....	1989-92	148	19
Charlie Gaffney, Bowdoin.....	1992-95	102	18
Dave Piromalli, Plattsburgh St.	1984-87	136	16
John McGeough, Bowdoin.....	1984-87	104	16
^Jeff Grant, Mass.-Dartmouth.....	2005-07	81	14
Mike Mulvey, Mass.-Dartmouth.....	1988-91	101	14
Arron Scott, Wis.-River Falls.....	1986-90	97	14
Bill Kewer, Mass.-Dartmouth.....	1987-89	79	14
Connor Hughes, St. Norbert.....	2003-06	120	13
Brian Yingling, Lebanon Valley.....	2000-03	110	13
Tim Yakimowsky, Wentworth Inst.	1999-02	110	13
Rob Smillie, St. Norbert.....	1996-99	122	13

^Active player.

Defense

SAVES

Player, Team	Years	Saves
Jamie Morris, Rochester Inst.	1996-99	3,275
Dave Burkholder, Rochester Inst.	1981-84	3,180
Paul Mueller, Oswego St.	1986-89	3,144
Rick Royal, St. Scholastica.....	1987-90	3,125

Player, Team	Years	Saves
Jamie Ronayne, Buffalo St.	1996-99	2,966
Doug Voss, Bethel (Minn.).....	1984-87	2,909
Mark Breeden, Geneseo St.	1996-99	2,810
Jeffrey Blair, Trinity (Conn.).....	1996-99	2,803
Gary Bowles, Mercyhurst.....	1989-92	2,775
Bob Hanson, St. John's (Minn.).....	1976-79	2,769
George Soares, Plymouth St.	1983-86	2,750
Rick Morrissey, Framingham St.	1984-87	2,701
Rick Strack, Plattsburgh St.	1978-81	2,665
Mike Mondello, Plattsburgh St.	1991-94	2,593
Paul Kwiatkowski, Fredonia St.	1989-92	2,505
Chris Hanson, Wis.-River Falls.....	1985-88	2,487
Jeff Reid, Wentworth Inst.	1997-00	2,486
Dave Graichan, Wis.-Superior.....	1994-97	2,482
Tad Larson, Wis.-Stout.....	1975-78	2,480
Larry Forgue, Plymouth St.	1999-02	2,409
Phil Wheaton, Geneseo St.	1986-89	2,400
Jeff Rathburn, Gust. Adolphus.....	1994-97	2,397
Niklas Sundberg, Plattsburgh St.	1999-02	2,328
Mike Heinzen, Wis.-Superior.....	1975-78	2,306
Roby Gropp, St. Norbert.....	1995-98	2,296

SAVE PERCENTAGE

Player, Team	Years	Pct.
Adam Hanna, St. John's (Minn.).....	2004-06	.928
Raj Bhangoo, Wentworth Inst.	2001-04	.924
Niklas Sundberg, Plattsburgh St.	1999-02	.924
Jamie Vanek, Wentworth Inst.	2000-03	.923
Christian Carlsson, Middlebury.....	1999-02	.923
Joel Cameron, Lake Forest.....	2001-04	.922
Mike Szkodzinski, St. Norbert.....	1998-00	.917
Cody Brown, Lake Forest.....	2001-04	.917
Brady Alstead, Wis.-River Falls.....	1996-99	.916
Larry Perlman, Middlebury.....	1972-74	.915
Brent Truchon, Middlebury.....	1989-92	.915
Paul Howard, Framingham St.	1992-95	.915
Andy Micheletti, Gust. Adolphus.....	1969-72	.914
Bobby Gorman, Wis.-Stevens Point.....	1995-98	.913
Lou Germain, Geneseo St.	1989-91	.912
Jeff Heil, Wis.-River Falls.....	1995-97	.911
Dave Graichen, Wis.-Superior.....	1994-97	.910
Chris Farion, Middlebury.....	1995-98	.910
Scott Harer, St. Thomas (Minn.).....	1989-92	.909
Roby Gropp, St. Norbert.....	1995-98	.909
Tom Pink, Wis.-Superior.....	1997-00	.908
Shawn Grenier, Mass.-Dartmouth.....	1993-96	.907
Geoff Faulkner, Trinity (Conn.).....	1999-02	.907
Francois Bourbeau, Middlebury.....	1995-98	.906
Kevin Kelly, Mass.-Dartmouth.....	1992-95	.905
Art Fitzgerald, Trinity (Conn.).....	1984-87	.905

GOALS-AGAINST AVERAGE

Player, Team	Years	Avg.
Christian Carlsson, Middlebury.....	1999-02	1.40
Adam Hanna, St. John's (Minn.).....	2004-06	1.77
Francois Bourbeau, Middlebury.....	1995-98	1.88
Chris Farion, Middlebury.....	1995-98	1.91
Dan Meneghin, Wis.-River Falls.....	2003-06	1.92
Niklas Sundberg, Plattsburgh St.	1999-02	2.14
Mike Szkodzinski, St. Norbert.....	1998-00	2.21
Paul Howard, Framingham St.	1992-95	2.34
Jeff Heil, Wis.-River Falls.....	1995-97	2.34
Bobby Silvia, Mass.-Dartmouth.....	1983-86	2.35
Jamie Vanek, Wentworth Inst.	2000-03	2.37
Brady Alstead, Wis.-River Falls.....	1995-97	2.40
Tom Pink, Wis.-Superior.....	1997-00	2.43
Frank Stephenson, Colby.....	1960-62	2.45
Shawn Grenier, Mass.-Dartmouth.....	1993-96	2.45
Raj Bhangoo, Wentworth Inst.	2001-04	2.46
Bobby Gorman, Wis.-Stevens Point.....	1995-98	2.48
Bill Burtch, Elmira.....	1984-87	2.58
Dave Graichen, Wis.-Superior.....	1994-97	2.60
Todd Chin, Wis.-Stevens Point.....	1989-92	2.65
Kevin Kelly, Mass.-Dartmouth.....	1992-95	2.65
Andy Micheletti, Gust. Adolphus.....	1969-72	2.66
Roby Gropp, St. Norbert.....	1995-98	2.66
Joel Cameron, Lake Forest.....	2001-04	2.70
Mike Talbot, Bowdoin.....	1968-71	2.75

GOALIE SHUTOUTS

Player, Team	Years	No.
^Kyle Jones, St. Norbert.....	2005-07	15

Player, Team	Years	No.
Adam Hanna, St. John's (Minn.)	2004-06	14
Jacque Vezina, Wis.-River Falls	2000-03	10
Brady Alstead, Wis.-River Falls	1996-99	8
Jeff Heil, Wis.-River Falls	1994-97	8
Kevin Block, Lebanon Valley	1999-02	7
Terry Dunbar, Marian (Wis.)	2001-04	6
Bobby Gorman, Wis.-Stevens Point	1995-98	6
^Keith Longo, Hobart	2005-07	3

^Active player.

Miscellaneous

GOALIE WINNING PERCENTAGE

Player, Team (Record)	Years	Pct.*
Bobby Silvia, Mass.-Dartmouth (43-3-0)	1983-86	.935
Francois Bourbeau, Middlebury (47-2-5)	1995-98	.917
Christian Carlsson, Middlebury (47-5-1)	1999-02	.896
Rick Strack, Plattsburgh St. (72-8-3)	1978-81	.886
Chris Farion, Middlebury (48-7-1)	1995-98	.866
Shawn Grenier, Mass.-Dartmouth (37-6-0)	1993-96	.860
Kevin Kelly, Mass.-Dartmouth (63-12-2)	1992-95	.831
Kevin McGowan, Mass.-Dartmouth (55-14-1)	2002-05	.793

*Ties computed as half win, half loss.

GOALIE WINS

Player, Team	Years	Wins
Rick Strack, Plattsburgh St.	1978-81	72
Niklas Sundberg, Plattsburgh St.	1999-02	68

Player, Team	Years	Wins
^Kyle Jones, St. Norbert	2005-07	66
Scott Pearsons, Mass.-Dartmouth	1987-90	66
Chris Hanson, Wis.-River Falls	1985-88	65
Dave Graichen, Wis.-Superior	1994-97	64
Mike Mondello, Plattsburgh St.	1991-94	64
Kevin Kelly, Mass.-Dartmouth	1992-95	63
Paul Mueller, Oswego St.	1986-89	63
Todd Chin, Wis.-Stevens Point	1989-92	61
Brad Erbsland, Plattsburgh St.	1997-00	58
Jason Sirota, Fredonia St.	1994-97	58
Mike Tubbs, St. Thomas (Minn.)	1983-86	58
Jacque Vezina, Wis.-River Falls	2000-03	57
Brady Alstead, Wis.-River Falls	1996-99	57
Gary Bowles, Mercyhurst	1989-92	56
Kevin McGowan, Mass.-Dartmouth	2002-05	55
Roby Gropp, St. Norbert	1995-98	53
David Griffin, Curry	1986-89	53
Andy Micheletti, Gust. Adolphus	1969-72	53
Jeff Reid, Wentworth Inst.	1997-00	52
Adam Hanna, St. John's (Minn.)	2004-06	51
Lou Schwing, Connecticut Col.	1986-89	51
Chris Farion, Middlebury	1995-98	48
Steve Janas, Bowdoin	1986-89	48
Doug Cole, Wis.-River Falls	1982-85	48
Dick Walters, Gust. Adolphus	1972-75	48

^Active player.

CONSECUTIVE GAMES PLAYED BY A SKATER

Player, Team	Years	Cons. G
Patrick Knutson, Minn.-Crookston	2002-05	108

Annual Individual Champions

Offense

POINTS PER GAME

Year	Player, Team	Games	Pts.	Avg.
1996	Geoff Liska, Norwich	24	61	2.54
1997	Steve Toll, Rochester Inst.	29	80	2.76
1998	Damon Moore, Fitchburg St.	26	84	3.23
1999	Mark Deveaux, Johnson & Wales (R.I.)	25	70	2.80
2000	Steve Aronson, St. Thomas (Minn.)	33	91	2.76
2001	Jason Boudrow, Tufts	24	67	2.79
2002	Mike Bournazakis, Rochester Inst.	26	58	2.23
2003	Brian Yingling, Lebanon Valley	27	65	2.41
2004	Kurtis McLean, Norwich	28	57	2.04
2005	Eric Frank, Mass.-Dartmouth	26	59	2.27
2006	Aaron Johnson, Augsburg	25	49	1.96
2007	Neil Trimm, Neumann	27	67	2.48

GOALS PER GAME

Year	Player, Team	Games	Goals	Avg.
1996	Cavid Curtis, Roger Williams	21	29	1.38
1997	Frank Savino, St. Mary's (Minn.)	27	40	1.48
1998	Jeff DuRoss, Fitchburg St.	26	47	1.81
1999	Mark Deveaux, Johnson & Wales (R.I.)	25	39	1.56
2000	Kevin Adam, Bethel (Minn.)	24	33	1.38
2001	Jason Boudrow, Tufts	24	32	1.33
2002	Beau Kretzman, Amherst	25	25	1.00
2003	Nick Cote, Mass. Liberal Arts	23	33	1.43
2004	Kurtis McLean, Norwich	28	36	1.29
2005	Kurtis McLean, Norwich	26	29	1.12
2006	Sean Burke, Buffalo St.	25	26	1.04
2007	Mike Hedden, Neumann	26	31	1.19

ASSISTS PER GAME

Year	Player, Team	Games	Assists	Avg.
1996	Geoff Liska, Norwich	24	42	1.75
1997	Joe Centrella, Fitchburg St.	28	52	1.86
1998	Damon Moore, Fitchburg St.	26	63	2.42
1999	Josh Nickols, Milwaukee Engr.	26	40	1.54
2000	Steve Aronson, St. Thomas (Minn.)	33	53	1.61
2001	Mike Bournazakis, Rochester Inst.	29	51	1.76
2002	Mike Bournazakis, Rochester Inst.	26	39	1.50
2003	Sean Pero, Curry	25	35	1.40

Year	Player, Team	Games	Assists	Avg.
2004	Chris Lee, Potsdam St.	27	32	1.19
2005	Brian Doherty, Curry	28	41	1.46
2006	Aaron Johnson, Augsburg	26	36	1.44
2007	Neil Trimm, Neumann	27	49	1.81

POWER-PLAY GOALS

Year	Player, Team	Games	PPG
1996	Rich Maggioletto, Bowdoin	25	14
1997	Frank Savino, St. Mary's (Minn.)	27	15
1998	Jeff DuRoss, Fitchburg St.	26	17
1999	Jason Boudrow, Tufts	24	15
2000	Peter Bournazakis, Rochester Inst.	26	13
	Brian Nelson, Concordia-M'head	28	13
2001	Peter Bournazakis, Rochester Inst.	28	17
2002	Matt Donskov, Cortland St.	28	12
2003	Brian Yingling, Lebanon Valley	27	11
2004	Jarrett Konkle, Elmira	23	11
	Lawne Snyder, Elmira	24	11
2005	Mike Carody, New England Col.	27	14
2006	Kevin Galan, Plattsburgh St.	31	15
2007	Mike Hedden, Neumann	26	19

SHORT-HANDED GOALS

Year	Player, Team	Games	SHG
1996	Mike Rotsch, St. Thomas (Minn.)	29	7
1997	Jeff Corkish, Concordia-M'head	25	6
1998	Mike Martin, Marian (Wis.)	19	5
	Steve Aronson, St. Thomas (Minn.)	28	5
	Forrest Gore, Wis.-Stevens Point	30	5
	Jeff Paluseo, Plattsburgh St.	35	5
1999	Keith Aucoin, Norwich	31	7
2000	Eric Weidenbach, Plattsburgh St.	27	5
2001	Keith Aucoin, Norwich	28	8
2002	Teddy Eagle, Marian (Wis.)	27	4
	Todd Nowicki, Buffalo St.	27	4
2003	Brian Yingling, Lebanon Valley	27	7
2004	Ken Cleary, Tufts	24	5
	Kurtis McLean, Norwich	28	5
	Michael O'Sullivan, Curry	29	5
2005	Michael O'Sullivan, Curry	26	5
2006	Mitch Stephens, Geneseo St.	30	7
2007	Anthony Monte, Nichols	26	5

GAME-WINNING GOALS

Year	Player, Team	Games	GWG
1996	Jarrold DiBona, Mass.-Dartmouth	27	7
1997	Steve Moffat, Plattsburgh St.	31	8
1998	Jeff DuRoss, Fitchburg St.	26	6
	Steve Aronson, St. Thomas (Minn.)	28	6
	Forrest Gore, Wis.-Stevens Point	30	6
	Rob Smillie, St. Norbert	33	6
1999	Jim Nagle, Norwich	31	7
2000	Steve Aronson, St. Thomas (Minn.)	33	9
2001	Ivan Prokic, Wis.-Superior	30	8
2002	Kevin Cooper, Middlebury	29	6
	Nick Cote, Mass. Liberal Arts	28	6
2003	Kevin Cooper, Middlebury	28	8
2004	Mike Lukajic, Oswego St.	31	8
2005	Gus Katsuras, Hamilton	25	7
2006	Jeff Grant, Mass.-Dartmouth	30	7
2007	Jeff Grant, Mass.-Dartmouth	29	6

Defense

SAVE PERCENTAGE

Year	Player, Team	Games	GA	Svs.	Pct.
1996	Brady Alstead, Wis.-River Falls	18	27	478	.944
1997	Mark Berube, Skidmore	10	22	282	.922
1998	Francois Bourbeau, Middlebury	15	17	293	.942
1999	Niklas Sundberg, Plattsburgh St.	16	17	324	.948
2000	Rob Ligas, Elmira	23	52	659	.921
2001	Raj Bhangoo, Wentworth Inst.	10	18	274	.938
2002	Lincoln Matlock, Lebanon Valley	14	17	291	.942
2003	Jamie Vanek, Wentworth Inst.	17	27	455	.941
2004	Joel Cameron, Lake Forest	16	28	472	.944
2005	Ross Cherry, Middlebury	14	21	347	.943
2006	Jon Dryjowicz-Burek, Mass.-Dartmouth	23	39	621	.941
2007	AJ Bucchino, Wis.-River Falls	29	59	819	.933

Team Records

Official NCAA men's ice hockey records began with the 1947-48 (1948) season and are based on information submitted to the NCAA statistics service by institutions participating in the statistics rankings. In statistical rankings, the rounding of percentages and/or averages may indicate ties where none exist. In these cases, the numerical order of the rankings is correct.

Offense

GOALS SCORED

Period
11—Mercyhurst vs. Scranton, Jan. 24, 1992 (3rd period)

Game (Single Team)
26—New England Col. vs. Fitchburg St. (1), Dec. 9, 1970

Game (Combined)
27—New England Col. (26) vs. Fitchburg St. (1), Dec. 9, 1970

Season
290—Plattsburgh St. (41 games, 7.07 per game), 1986

GOALS SCORED PER GAME

Season
9.14—Middlebury (192 goals, 21 games), 1961

MOST ASSISTS

Game (Single Team)
30—Oswego St. vs. Cortland St., Jan. 30, 1985

Game (Combined)
34—Wentworth Inst. (28) vs. Suffolk (6), Nov. 23, 1999

Season
422—Elmira (34 games, 12.41 per game), 1991

FEWEST ASSISTS

Season
20—Lawrence (7 games), 1997

POINTS SCORED

Game (Single Team)
50—Oswego St. (20 goals, 30 assists) vs. Cortland St., Jan. 30, 1985

Game (Combined)
52—Wentworth Inst. (43) vs. Suffolk (9), Nov. 23, 1999; Oswego St. (50) vs. Cortland St. (2), Jan. 30, 1985

Season
661—Elmira (34 games, 19.44 per game), 1991

POWER-PLAY GOALS

Game
8—St. Norbert vs. Wis.-Stevens Point, Jan. 27, 1996

Season
85—Wis.-Stevens Point (41 games, 2.07 per game), 1989

POWER-PLAY PERCENTAGE

Season
.398—Mass.-Dartmouth (108 opportunities, 43 goals), 1986

SHORT-HANDED GOALS

Game
5—Mercyhurst vs. Scranton, Jan. 24, 1992

Season
22—Wis.-Stevens Point (36 games, 0.61 per game), 1992

DEFENSE

Penalty-Kill Percentage
Season
.930—Wis.-River Falls (114 opportunities, 8 goals allowed), 1996

FEWEST GOALS ALLOWED PER GAME

Season
1.47—Middlebury (44 goals allowed, 30 games), 2006

GOALS-AGAINST AVERAGE

Year	Player, Team	Games	Mins.	GA	GAAvg.
1996	Chris Farion, Middlebury	14	840	21	1.50
1997	Chris Farion, Middlebury	17	1,001	35	2.10
1998	Francois Bourbeau, Middlebury	15	845	17	1.21
1999	Niklas Sundberg, Plattsburgh St.	16	749	17	1.36
2000	Randy Hevey, Norwich	20	1,148	40	2.09
2001	Christian Carlsson, Middlebury	20	1,218	29	1.43
2002	Lincoln Matlock, Lebanon Valley	14	745	17	1.37
2003	J.D. Hاديaris, Colby	15	842	22	1.57
2004	Marc Scheuer, Middlebury	20	1,155	26	1.35
2005	Dan Kehler, St. Olaf	20	1,241	32	1.55
2006	Ross Cherry, Middlebury	16	901	21	1.40
2007	Kyle Jones, St. Norbert	31	1,875	56	1.79

Miscellaneous

GOALIE WINNING PERCENTAGE

Year	Player, Team (Record)	Pct.*
1996	Francois Bourbeau, Middlebury (14-0-0)	1.000
1997	Mark Rice, St. John's (Minn.) (17-1-1)	.921
1998	Chris Farion, Middlebury (12-1-0)	.923
1999	Jeff Smith, Marian (Wis.) (6-0-1)	.929
2000	Randy Hevey, Norwich (18-1-0)	.947
2001	Tyler Euverman, Rochester Inst. (25-1-0)	.962
2002	Christian Carlson, Middlebury (26-2-1)	.914
2003	Bob Berg, Marian (Wis.) (8-0-1)	.944
2004	Eric Van Den Bosch, Norwich (11-1-0)	.917
2005	Kyle Jones, St. Norbert (17-1-1)	.921
2006	Ross Cherry, Middlebury (13-1-1)	.900
2007	Jeff Green, Mass.-Dartmouth (25-3-1)	.879

*Ties computed as half win, half loss.

Miscellaneous

LARGEST MARGIN OF VICTORY

25—Plattsburgh St. (25) vs. Fredonia St. (0), March 13, 1988; New England Col. (26) vs. Fitchburg St. (1), Dec. 9, 1970

SCORING MARGIN PER GAME

Season
6.50—Mass.-Dartmouth (207 goals scored, 51 goals allowed, 24 games), 1986

WINNING PERCENTAGE

.958—Mass.-Dartmouth (23-1-0), 1986

WINS

34—Wis.-Stevens Point (34-5-2, .854), 1989; Plattsburgh St. (34-6-0, .850), 1987

LOSSES

29—St. Scholastica (1-29-0), 1991

FEWEST WINS

0—Wentworth Inst. (0-19-0), 1996; Wentworth Inst. (0-22-0), 1995

FEWEST LOSSES

1—Rochester Inst. (27-1-1, .948), 2001; Mass.-Dartmouth (23-1-0, .958), 1986

MOST TIES

7—Wis.-Superior (19-3-7, .776), 2005; Wis.-Stevens Point (13-13-7, .500), 1995

MOST HOME WINS

21—Plattsburgh St., 1992 (32-2-2 overall)

MOST ROAD WINS

15—Wis.-Stevens Point (15-3-1, .816), 1989 (34-5-2 overall)

MOST OVERTIME GAMES

11—Colby, 1998

MOST OVERTIME WINS

4—Plattsburgh St., 2005; Colby, 1998; Wis.-Stevens Point, 1989

OVERALL WINNING STREAK

38—Mass.-Dartmouth, Jan. 16, 1985-March 2, 1986

OVERALL UNBEATEN STREAK

38—Mass.-Dartmouth, Jan. 16, 1985-March 2, 1986

OVERALL LOSING STREAK

50—Wentworth Inst., Nov. 4, 1994-Jan. 15, 1997

OVERALL WINLESS STREAK

50—Wentworth Inst., Nov. 4, 1994-Jan. 15, 1997

HOME WINNING STREAK

36—St. Norbert, Oct. 30, 2001-Oct. 29, 2004

HOME LOSING STREAK

32—Wentworth Inst., Nov. 17, 1993-Jan. 15, 1997

ROAD WINNING STREAK

13—Plattsburgh St., Jan. 19, 1991-Jan. 18, 1992; Wis.-Stevens Point, 1988-89

CONFERENCE WINNING STREAK

(Includes all games vs. conference opponents)
25—Plattsburgh St. (SUNYAC), Dec. 7-1985-Dec. 4, 1987; Plattsburgh St. (SUNYAC), Nov. 19, 1977-Dec. 12, 1981

CONFERENCE UNBEATEN STREAK

(Includes all games vs. conference opponents)
34—Plattsburgh St. (32-0-2, SUNYAC), Nov. 6, 1998-Dec. 2, 2000

MOST PENALTY MINUTES

Game (Single Team)
136—Bethel (Minn.) vs. St. Norbert (89), Feb. 17, 1990
Game (Combined)
266—Wis.-Stevens Point (92) vs. Bemidji St. (174 [Division I]), Nov. 6, 1993
Season
1,206—Wis.-River Falls, 1988 (38 games)

MOST PENALTIES

Game (Single Team)
34—Lebanon Valley vs. Wentworth Inst., Feb. 6, 1999
Game (Combined)
70—Wis.-Stevens Point (32) vs. Bemidji St. (38 [Division I]), Nov. 6, 1993

FEWEST PENALTY MINUTES

Season
216—Wentworth Inst., 1996 (19 games)

SHUTOUTS

Season
11—Middlebury, 2001

CONSECUTIVE SHUTOUT MINUTES

337:22—St. Norbert, Jan. 13-28, 2006

CONSECUTIVE GAME SHUTOUTS

4—St. Norbert, Jan. 14-27, 2006; St. John's (Minn.), Feb. 21-March 4, 2004; Middlebury, Nov. 17-25, 2000

LONGEST GAME

98:42—Minn.-Crookston (2) vs. Milwaukee Engr. (1) (2 OT), Feb. 23, 2002

Team Leaders

Official NCAA men's ice hockey records began with the 1947-48 (1948) season and are based on information submitted to the NCAA statistics service by institutions participating in the statistics rankings. In statistical rankings, the rounding of percentages and/or averages may indicate ties where none exist. In these cases, the numerical order of the rankings is correct.

SINGLE-GAME RECORDS

Offense

GOALS SCORED

Period

No.	Team vs. Opponent	Date
11	Mercyhurst vs. Scranton	Jan. 24, 1992
10	Wis.-Stevens Point vs. St. Norbert	Nov. 1, 1991
9	St. Norbert vs. Marian (Wis.)	Feb. 13, 1998
9	Elmira vs. Scranton	Feb. 21, 1994
9	Cortland St. vs. Scranton	Jan. 12, 1993
9	Oswego St. vs. Cortland St.	Jan. 30, 1985
9	Western Mich. vs. Northern Ill.	Jan. 19, 1974
9	Western Mich. vs. Northern Ill.	Jan. 18, 1974
9	Colby vs. Amherst	1966
9	Colby vs. Amherst	1962
8	Manhattanville vs. Neumann	Feb. 13, 2002
8	Oswego St. vs. Scranton	Oct. 25, 1991
8	Bowdoin vs. Connecticut Col.	Feb. 16, 1990
7	Lebanon Valley vs. Johnson & Wales (R.I.)	Jan. 23, 2004
6	Wentworth Inst. vs. Framingham St.	Feb. 22, 2003
6	Lebanon Valley vs. Framingham St.	Nov. 9, 2001
6	Wentworth Inst. vs. Mass.-Dartmouth	Feb. 7, 2001
6	Manhattanville vs. Neumann	Oct. 30, 1999

Single Team

No.	Team vs. Opponent	Date
26	New England Col. vs. Fitchburg St. (1)	Dec. 9, 1970
25	Plattsburgh St. vs. Fredonia St. (0)	Feb. 13, 1988
24	Mercyhurst vs. Scranton (1)	Jan. 24, 1992
22	Mass.-Dartmouth vs. Worcester St.	Jan. 31, 1983
22	Mass.-Dartmouth vs. Worcester St.	Feb. 4, 1980
22	Elmira vs. Upsala (1)	Jan. 5, 1980
21	Wis.-Stevens Point vs. St. Norbert (1)	Nov. 1, 1991
21	Oswego St. vs. Scranton (0)	Oct. 25, 1991
21	American Int'l vs. Nichols (2)	1963-64
20	Elmira vs. Scranton (0)	Feb. 21, 1994
19	Elmira vs. Upsala (1)	Jan. 1980
18	Cortland St. vs. Scranton (2)	Jan. 12, 1993
18	Elmira vs. Brockport St. (2)	1977-78

No.	Team vs. Opponent	Date
18	Western Mich. vs. St. Mary's (Minn.) (1)	Dec. 14, 1974
18	Colby vs. Amherst (2)	1966
17	Lebanon Valley vs. Neumann (1)	Jan. 19, 1999
17	Wis.-River Falls vs. St. Olaf (0)	Jan. 13, 1987
17	St. John's (Minn.) vs. Hamline	1976
16	Bethel (Minn.) vs. Hamline (5)	Feb. 17, 1999
16	Bethel (Minn.) vs. St. John's (Minn.)	Nov. 28, 1981
16	Augsburg vs. Bethel (Minn.) (3)	Feb. 3, 1981
16	Nichols vs. Bentley (2)	1972-73
16	Nichols vs. Fitchburg St. (1)	1971-72
15	Wentworth Inst. vs. Framingham St. (3)	Feb. 16, 2002
15	Manhattan vs. Neumann (0)	Feb. 13, 2002
15	Wentworth Inst. vs. Suffolk (3)	Nov. 23, 1999
15	Hobart vs. Neumann (0)	Oct. 31, 1998
15	St. Norbert vs. Marian (Wis.) (1)	Feb. 13, 1998
15	Wis.-River Falls vs. Wis.-La Crosse (1)	Dec. 15, 1987
15	Nichols vs. Assumption (0)	1973-74
15	Colby vs. Amherst (0)	1962
15	Colby vs. MIT (1)	1958

Combined

No.	Team vs. Opponent	Date
27	New England Col. (26) vs. Fitchburg St. (1)	Dec. 9, 1970
25	Mercyhurst (24) vs. Scranton (1)	Jan. 24, 1992
25	Plattsburgh St. (25) vs. Fredonia St. (0)	Feb. 13, 1988
23	Elmira (22) vs. Scranton (1)	Jan. 5, 1980
23	American Int'l (21) vs. Nichols (2)	1963-64
22	Wis.-Stevens Point (21) vs. St. Norbert (1)	Nov. 1, 1991
21	Bethel (Minn.) (16) vs. Hamline (5)	Feb. 17, 1999
21	Oswego St. (21) vs. Scranton (0)	Oct. 25, 1991
20	Elmira (20) vs. Scranton (0)	Feb. 21, 1994
20	Cortland St. (18) vs. Scranton (2)	Jan. 12, 1993
20	Oswego St. vs. Cortland St.	Jan. 30, 1985
20	Elmira (19) vs. Upsala (1)	Jan. 1980
20	Elmira (18) vs. Brockport St. (2)	1977-78
20	Colby (18) vs. Amherst (2)	1966
19	Northern Ariz. (12) vs. Wis.-River Falls (7)	Feb. 18, 1984
19	Augsburg (16) vs. Bethel (Minn.) (3)	Feb. 3, 1981
19	Western Mich. (18) vs. St. Mary's (Minn.) (1)	Dec. 14, 1974
18	Wentworth Inst. (15) vs. Framingham St. (3)	Feb. 16, 2002
18	Manhattanville (12) vs. Western New Eng. (6)	Feb. 12, 2000
18	Wentworth Inst. (15) vs. Suffolk (3)	Nov. 23, 1999
18	Lebanon Valley (17) vs. Neumann (1)	Jan. 19, 1999
18	Nichols (16) vs. Bentley (2)	1972-73
17	Wis.-River Falls (17) vs. St. Olaf (0)	Jan. 13, 1987
17	Wis.-Eau Claire (11) vs. Wis.-River Falls (6)	Feb. 17, 1985
17	Wis.-River Falls (9) vs. Augsburg (8) (ot)	Jan. 29, 1985
17	Wis.-River Falls (11) vs. Wis.-Stevens Point (6)	Jan. 28, 1984
17	Nichols (16) vs. Fitchburg St. (1)	1971-72

LARGEST MARGIN OF VICTORY

No.	Team (Score) vs. Opponent (Score)	Date
25	Plattsburgh St. (25) vs. Fredonia St. (0)	March 13, 1988
25	New England Col. (26) vs. Fitchburg St. (1)	Dec. 9, 1970
23	Mercyhurst (24) vs. Scranton (1)	Jan. 24, 1992
21	Oswego St. (21) vs. Scranton (0)	Oct. 25, 1991
21	Elmira (22) vs. Upsala (1)	Jan. 5, 1980
20	Elmira (20) vs. Scranton (0)	Feb. 21, 1994
20	Wis.-Stevens Point (21) vs. St. Norbert (1)	Nov. 1, 1991

MOST ASSISTS

Single Team

No.	Team vs. Opponent	Date
30	Oswego St. vs. Cortland St.	Jan. 30, 1985
28	Wentworth Inst. vs. Suffolk	Nov. 23, 1999
28	Western Mich. vs. St. Mary's (Minn.)	Dec. 14, 1974
27	Manhattanville vs. Neumann	Feb. 13, 2002
24	St. Norbert vs. Marian (Wis.)	Jan. 2, 1999
24	Hobart vs. Neumann	Oct. 31, 1998
23	St. Norbert vs. Marian (Wis.)	Feb. 13, 1998
21	Wis.-Stevens Point vs. St. Norbert	Nov. 1, 1991
20	Wentworth Inst. vs. Mass.-Dartmouth	Feb. 7, 2001
20	Oswego St. vs. Scranton	Oct. 25, 1991
19	Manhattanville vs. Western New Eng.	Feb. 12, 2000
18	Wentworth Inst. vs. Framingham St.	Feb. 16, 2002
17	Wentworth Inst. vs. Framingham St.	Feb. 22, 2003
13	Bowdoin vs. Holy Cross	Feb. 13, 1971

Combined

No.	Team (Asst.) vs. Opponent (Asst.)	Date
34	Wentworth Inst. (28) vs. Suffolk (6)	Nov. 23, 1999
31	Oswego St. (30) vs. Cortland St. (1)	Jan. 30, 1985
30	Manhattanville (19) vs. Western New Eng. (11)	Feb. 12, 2000
30	Western Mich. (28) vs. St. Mary's (Minn.) (2)	Dec. 14, 1974
29	Manhattanville (27) vs. Neumann (2)	Feb. 13, 2002
25	St. Norbert (23) vs. Marian (Wis.) (2)	Feb. 13, 1998
24	St. Norbert (24) vs. Marian (Wis.) (0)	Jan. 2, 1999
23	Wis.-Stevens Point (21) vs. St. Norbert (2)	Nov. 1, 1991
22	Wentworth Inst. (20) vs. Mass.-Dartmouth (2)	Feb. 7, 2001
22	Wis.-Stevens Point (12) vs. Wis.-Superior (10)	Nov. 11, 1989
21	Wentworth Inst. (18) vs. Framingham St. (3)	Feb. 16, 2002

POINTS SCORED

Single Team

No.	Team vs. Opponent	Date
50	Oswego St. vs. Cortland St.	Jan. 30, 1985
46	Western Mich. vs. St. Mary's (Minn.)	Dec. 14, 1974
43	Wentworth Inst. vs. Suffolk	Nov. 23, 1999
42	Manhattanville vs. Neumann	Feb. 13, 2002
42	Wis.-Stevens Point vs. St. Norbert	Nov. 1, 1991
39	Hobart vs. Neumann	Oct. 31, 1998
38	St. Norbert vs. Marian (Wis.)	Feb. 13, 1998
38	Oswego St. vs. Scranton	Oct. 25, 1991
38	St. Norbert vs. Lawrence	Feb. 16, 1991
36	Bowdoin vs. Holy Cross	Feb. 13, 1971
33	Wentworth Inst. vs. Framingham St.	Feb. 16, 2002
32	Wentworth Inst. vs. Mass.-Dartmouth	Feb. 7, 2001
31	Manhattanville vs. Western New Eng.	Feb. 12, 2000
30	Wentworth Inst. vs. Framingham St.	Feb. 22, 2003

Combined

No.	Team (Pts.) vs. Opponent (Pts.)	Date
52	Wentworth Inst. (43) vs. Suffolk (9)	Nov. 23, 1999
52	Oswego St. (50) vs. Cortland St. (2)	Jan. 30, 1985
49	Western Mich. (46) vs. St. Mary's (Minn.) (3)	Dec. 14, 1974
48	Manhattanville (31) vs. Western New Eng. (17)	Feb. 12, 2000
45	Manhattanville (42) vs. Neumann (3)	Feb. 13, 2002
45	Wis.-Stevens Point (42) vs. St. Norbert (3)	Nov. 1, 1991
41	St. Norbert (38) vs. Marian (Wis.) (3)	Feb. 13, 1998
40	St. Norbert (38) vs. Lawrence (2)	Feb. 16, 1991
39	Wentworth Inst. (33) vs. Framingham St. (6)	Feb. 16, 2002
35	Wentworth Inst. (32) vs. Mass.-Dartmouth (3)	Feb. 7, 2001
30	Wentworth Inst. (30) vs. Framingham St. (0)	Feb. 22, 2003

POWER-PLAY GOALS

No.	Team vs. Opponent	Date
8	St. Norbert vs. Wis.-Stevens Point	Jan. 27, 1996
7	Cortland St. vs. Fredonia St.	Jan. 17, 1987
6	St. Norbert vs. Wis.-Superior	March 11, 2006
6	Fredonia St. vs. Geneseo St.	Feb. 20, 2004
6	Wentworth Inst. vs. Framingham St.	Feb. 22, 2003
6	Wentworth Inst. vs. Framingham St.	Feb. 16, 2002

No. Team vs. Opponent

Date

6	Wentworth Inst. vs. Fitchburg St.	Jan. 12, 1995
6	Wis.-Stevens Point vs. Wis.-Superior	Nov. 11, 1988
6	Oswego St. vs. Geneseo St.	Jan. 3, 1988
6	Oswego St. vs. Connecticut Col.	Nov. 6, 1987
6	Wis.-Stevens Point vs. St. Scholastica	Nov. 23, 1986
5	St. Norbert vs. Wis.-Eau Claire	Feb. 18, 2006
5	Rochester Inst. vs. Neumann	Feb. 13, 2004
5	Oswego St. vs. St. Bonaventure	Jan. 20, 1988
5	Oswego St. vs. Fredonia St.	Jan. 16, 1988
5	Bowdoin vs. Williams	Jan. 25, 1986
5	Oswego St. vs. Brockport St.	Feb. 12, 1985
5	Oswego St. vs. Salem St.	Jan. 26, 1985

SHORT-HANDED GOALS

No. Team vs. Opponent

Date

5	Mercyhurst vs. Scranton	Jan. 24, 1992
4	Cortland St. vs. Binghamton	Nov. 19, 1991
4	Wis.-Stevens Point vs. St. Norbert	Nov. 1, 1991
4	Elmira vs. St. Bonaventure	Oct. 30, 1990
4	Oswego St. vs. Hobart	Jan. 26, 1985
4	Bowdoin vs. Hamilton	Feb. 19, 1982
3	Lebanon Valley vs. Neumann	Nov. 12, 2002
3	Lebanon Valley vs. Western New Eng.	Feb. 17, 2002
3	Oswego St. vs. Cortland St.	Jan. 30, 1985
3	Western Mich. vs. Lake Forest	Jan. 25, 1975

Miscellaneous

PENALTY MINUTES

Single Team

No. Team vs. Opponent

Date

136	Bethel (Minn.) vs. St. Norbert	Feb. 17, 1990
118	Framingham St. vs. Wentworth Inst.	Feb. 22, 2003
102	Fitchburg St. vs. Tufts	Feb. 3, 2001
93	New England Col. vs. Mass.-Boston	Feb. 23, 2002
92	Wis.-Stevens Point vs. Bemidji St.	Nov. 6, 1993
90	Fitchburg St. vs. Worcester St.	Dec. 10, 2003
89	Buffalo St. vs. Findlay	Jan. 23, 1999
89	St. Norbert vs. Bemidji St.	Nov. 22, 1997
89	St. Norbert vs. Bethel (Minn.)	Feb. 17, 1990
88	Johnson & Wales (R.I.) vs. Fitchburg St.	Feb. 12, 2003
77	Lebanon Valley vs. Neumann	Nov. 23, 2004

Combined

No. Team (Pen. Mins.) vs. Opponent (Pen. Mins.)

Date

266	Wis.-Stevens Point (92) vs. Bemidji St. (174 [Division I])	Nov. 6, 1993
225	Bethel (Minn.) (136) vs. St. Norbert (89)	Feb. 17, 1990
169	Buffalo St. (89) vs. Findlay (80)	Jan. 23, 1999
167	St. Norbert (89) vs. Bemidji St. (78 [Division I])	Nov. 22, 1997
158	Wentworth Inst. (40) vs. Framingham St. (118)	Feb. 22, 2003
147	Fitchburg St. (102) vs. Tufts (45)	Feb. 3, 2001
142	Fitchburg St. (54) vs. Johnson & Wales (R.I.) (88)	Feb. 12, 2003

PENALTIES

Single Team

No. Team vs. Opponent

Date

34	Lebanon Valley vs. Wentworth Inst.	Feb. 6, 1999
32	Wis.-Stevens Point vs. Bemidji St.	Nov. 6, 1993
31	St. Norbert vs. Bemidji St.	Nov. 22, 1997
25	Framingham St. vs. Wentworth Inst.	Feb. 22, 2003
22	Wentworth Inst. vs. Elmira	Dec. 11, 2004
21	Fitchburg St. vs. Worcester St.	Dec. 10, 2003
20	Elmira vs. Oswego St.	Oct. 30, 2004

Combined

No. Team (Penalties) vs. Opponent (Penalties)

Date

70	Wis.-Stevens Point (32) vs. Bemidji St. (38 [Division I])	Nov. 6, 1993
59	St. Norbert (31) vs. Bemidji St. (28 [Division III])	Nov. 22, 1997
37	Elmira (20) vs. Oswego St. (17)	Oct. 30, 2004
34	Wentworth Inst. (22) vs. Elmira (12)	Dec. 11, 2004
34	Framingham St. (25) vs. Wentworth Inst. (9)	Feb. 22, 2003
33	Fitchburg St. (21) vs. Worcester St. (12)	Dec. 10, 2003

LONGEST GAME

Time Winner (Score) vs. Loser (Score)

Date

98:42	Minn.-Crookston (2) vs. Milwaukee Engr. (1)	Feb. 23, 2002
91:37	Elmira (2) vs. Manhattanville (1)	March 11, 2006
87:44	St. Norbert (3) vs. Wis.-River Falls (2)	March 1, 2002

SEASON RECORDS

Offense

GOALS SCORED

Team	Year	Games	Goals
Plattsburgh St.	1986	41	290
Plattsburgh St.	1992	36	272
Elmira	1991	34	239
Elmira	1980	33	236
Oswego St.	1980	35	235
Elmira	1978	33	235
Wis.-River Falls	1988	38	229
Oswego St.	1984	—	216
Western Mich.	1975	27	213
Elmira	1994	29	211
Rochester Inst.	2001	29	210
Rochester Inst.	1999	31	207
Mass.-Dartmouth	1986	24	207
Elmira	1990	33	205
Elmira	1992	31	204
Curry	2004	29	202
Elmira	1988	35	197
Plattsburgh St.	1998	35	193
Middlebury	1961	21	192
Norwich	2003	30	191
Fitchburg St.	1998	28	191
Plattsburgh St.	2000	33	190
Plattsburgh St.	1999	31	190
Norwich	1999	31	189
Mass.-Dartmouth	1989	28	189

GOALS SCORED PER GAME

Team	Year	Games	Goals	Avg.
Middlebury	1961	21	192	9.14
Mass.-Dartmouth	1986	24	207	8.63
Western Mich.	1975	27	213	7.89
Plattsburgh St.	1992	36	272	7.55
Elmira	1978	32	235	7.34
Rochester Inst.	2001	29	210	7.24
Elmira	1977	25	180	7.20
Elmira	1980	33	236	7.15
Plattsburgh St.	1986	41	290	7.07
Elmira	1991	34	239	7.03
Curry	2004	29	202	6.97
Fitchburg St.	1998	28	191	6.82
Mass.-Dartmouth	1989	28	189	6.75
Oswego St.	1980	35	235	6.71
Rochester Inst.	1999	31	207	6.68
Marian (Wis.)	1999	26	172	6.62
Rochester Inst.	2002	27	178	6.59
Elmira	1992	31	204	6.58
Fitchburg St.	1997	27	181	6.46
Mass.-Dartmouth	1996	27	174	6.44
Norwich	2003	30	191	6.37
Rochester Inst.	2003	25	154	6.16
Mass.-Dartmouth	1997	27	166	6.15
Curry	2005	28	172	6.14
Plattsburgh St.	1999	31	190	6.13

MOST ASSISTS

Team	Year	Games	No.
Elmira	1991	34	422
Rochester Inst.	2001	29	381
Elmira	1980	33	368
Elmira	1978	33	368
Oswego St.	1984	—	366
Elmira	1990	33	358
Elmira	1992	31	343
Wis.-River Falls	1988	38	340
Elmira	1988	35	328
Norwich	1999	31	318
Plattsburgh St.	1999	31	316
Elmira	1994	29	315
Plattsburgh St.	2000	33	310
Plattsburgh St.	1998	35	308
Elmira	1979	31	303
Elmira	1993	33	297
St. Norbert	1998	33	296
Elmira	1986	32	286
St. Norbert	2004	32	282
Elmira	1989	29	275

Team	Year	Games	No.
Elmira	1977	23	270

POINTS SCORED

Team	Year	Games	No.
Elmira	1991	34	661
Elmira	1979	31	619
Elmira	1980	33	603
Elmira	1978	32	598
Rochester Inst.	2001	29	591
Oswego St.	1984	—	582
Wis.-River Falls	1988	38	569
Wis.-Stevens Point	1989	41	565
Elmira	1990	34	562
Elmira	1992	31	548
Elmira	1994	29	526
Elmira	1988	33	525
Plattsburgh St.	1999	31	506
Plattsburgh St.	1998	35	501
Plattsburgh St.	2000	33	500
St. Norbert	1998	33	481
Elmira	1986	32	469
St. Norbert	2004	32	457
Elmira	1977	25	450

POWER-PLAY GOALS

Team	Year	Games	PPG
Wis.-Stevens Point	1989	41	85
Oswego St.	1987	—	81
Plattsburgh St.	1986	41	80
Oswego St.	1988	—	74
Neumann	2007	27	64
Oswego St.	1985	—	63
St. Norbert	2006	32	60
Elmira	1991	34	58
Elmira	1990	34	58
Plattsburgh St.	2006	32	57
Oswego St.	2007	29	56
Oswego St.	2006	27	56
St. Norbert	2005	30	56
Mass.-Dartmouth	1989	28	56
Wis.-River Falls	1987	31	56
Wis.-River Falls	1990	29	55
St. Norbert	2004	32	54
St. Norbert	1999	33	54
Plattsburgh St.	2007	28	53
Potsdam St.	2006	26	53
St. Norbert	1998	33	53
Geneseo St.	2007	26	52
Lebanon Valley	2002	28	52
St. Norbert	2002	31	52
St. John's (Minn.)	1992	25	52
Wis.-River Falls	1988	38	52

POWER-PLAY PERCENTAGE

Team	Year	PPG	PPA	Pct.
Mass.-Dartmouth	1986	43	108	.398
Mass.-Dartmouth	1989	56	148	.378
Rochester Inst.	2003	50	138	.362
Fitchburg St.	1997	46	127	.362
Salem St.	1996	46	128	.359
Mass.-Dartmouth	1998	47	132	.356
Mass.-Dartmouth	1993	35	100	.350
Mass.-Dartmouth	1988	42	121	.347
Mass.-Dartmouth	1996	50	148	.338
Mass.-Dartmouth	1985	39	116	.336
Trinity (Conn.)	2003	38	114	.333
St. Norbert	2004	55	167	.329
Mass.-Dartmouth	1995	45	139	.324
Wis.-Stevens Point	1988	—	—	.324
Mass.-Dartmouth	1999	33	103	.320
Middlebury	1997	51	160	.319
Augsburg	1997	39	123	.317
Plattsburgh St.	2003	41	131	.313
Colby	1997	44	145	.313
St. Mary's (Minn.)	1996	43	138	.312

SHORT-HANDED GOALS

Team	Year	No.
Wis.-Stevens Point	1992	22
Norwich	1999	20
St. Scholastica	1980	18
Rochester Inst.	1997	17

Team	Year	No.
Plattsburgh St.	1991	17
Wis.-River Falls	1988	17
Oswego St.	1985	17
Plattsburgh St.	2000	16
St. Thomas (Minn.)	2000	15
Mass.-Dartmouth	1998	14
Wis.-Stevens Point	1997	14
Lebanon Valley	2000	13
Plattsburgh St.	1998	13
Plattsburgh St.	1997	13
Concordia-M'head	1997	12
Hamilton	2000	11
Norwich	2000	11
Rochester Inst.	2000	11
Geneseo St.	2006	10
Wentworth Inst.	2002	10
Mass.-Boston	2000	10
Lebanon Valley	1999	10
Mass.-Boston	1999	10
Plattsburgh St.	1999	10
St. Thomas (Minn.)	1999	10
Potsdam St.	1997	10

Defense

SCORING DEFENSE

Team	Year	Games	GA	Avg.
Middlebury	2006	30	44	1.47
Middlebury	1998	28	42	1.50
Middlebury	2001	28	44	1.57
Middlebury	2004	30	48	1.60
Mass.-Dartmouth	2006	30	49	1.63
Middlebury	1996	28	46	1.64
Middlebury	2005	30	50	1.67
Wis.-River Falls	1996	33	55	1.67
Norwich	2002	32	54	1.69
St. John's (Minn.)	2005	28	48	1.71
Lebanon Valley	2002	28	48	1.71
St. Norbert	2004	32	55	1.72
St. Norbert	2007	31	56	1.81
St. John's (Minn.)	2004	27	50	1.85
Rochester Inst.	2002	27	50	1.85
St. Norbert	1998	33	63	1.91
Manhattanville	2007	28	54	1.93
Oswego St.	2007	29	56	1.93
Norwich	2006	29	56	1.93
Middlebury	1999	27	52	1.93
St. Norbert	2006	32	63	1.97
Wis.-River Falls	2004	31	61	1.97
Wentworth Inst.	2003	29	57	1.97
Mass.-Dartmouth	2007	29	58	2.00
Norwich	2000	32	64	2.00

PENALTY-KILL PERCENTAGE

Team	Year	Opp. PPG	Opp. PPA	Pct.
Wis.-River Falls	1996	8	114	.930
St. John's (Minn.)	2005	10	134	.925
Mass.-Dartmouth	2006	12	143	.916
Curry	2005	22	248	.911
Norwich	2005	15	159	.906
Middlebury	1996	14	147	.905
Middlebury	2004	11	115	.904
Manhattanville	2005	21	219	.904
Manhattanville	2004	12	124	.903
Manhattanville	2007	22	223	.901
Mass.-Dartmouth	1997	16	155	.897
Norwich	2006	18	172	.895
St. Norbert	2007	20	190	.895
St. Norbert	2003	18	170	.894
Middlebury	2003	14	132	.894
St. Norbert	2006	20	188	.894
Norwich	2004	16	150	.893
Middlebury	2005	18	168	.893
Wentworth Inst.	2004	18	168	.893
Babson	1997	10	93	.892
St. John's (Minn.)	2004	13	120	.892
Colby	2003	10	91	.890
Mass.-Dartmouth	1996	15	136	.890
Lebanon Valley	2003	17	154	.890
St. Norbert	2004	17	153	.889

Team	Year	Opp. PPG	Opp. PPA	Pct.
Oswego St.	2003	21	189	.889

Miscellaneous

SCORING MARGIN PER GAME

Team	Year	G	GF	GA	Margin	Mar./Gm.
Mass.-Dartmouth	1986	24	207	51	156	6.50
Rochester Inst.	2001	29	210	66	144	4.97
Rochester Inst.	2002	27	178	50	128	4.74
Curry	2004	29	202	72	130	4.48
Mass.-Dartmouth	1987	25	167	57	110	4.40
Mass.-Dartmouth	1996	27	174	58	116	4.30
Mass.-Dartmouth	1989	28	189	73	116	4.14
Fitchburg St.	1998	27	191	80	111	4.11
Middlebury	1996	28	159	46	113	4.04
Mass.-Dartmouth	1985	23	167	74	93	4.04
Norwich	2002	32	183	54	129	4.03
Norwich	1999	31	189	67	122	3.94
Middlebury	1998	28	152	42	110	3.93
Norwich	2003	30	191	73	118	3.93
Norwich	2000	32	188	64	124	3.88
Rochester Inst.	1999	31	207	89	118	3.81
Curry	2005	28	172	66	106	3.79
Lebanon Valley	2002	28	153	48	105	3.75
St. Norbert	2004	32	175	55	120	3.75
St. Norbert	1998	33	185	63	122	3.70

WINNING PERCENTAGE

Team	Year	W-L-T	Pct.*
Mass.-Dartmouth	1986	23-1-0	.958
Rochester Inst.	2001	27-1-1	.948
Middlebury	1996	26-2-0	.929
Mass.-Dartmouth	1996	25-2-0	.926
Norwich	2000	29-2-1	.922
Plattsburgh St.	1992	32-2-2	.917
Middlebury	2002	26-2-1	.914
St. Norbert	2003	27-2-2	.903
Norwich	1999	27-2-2	.903
Middlebury	2006	26-2-2	.900
Middlebury	2004	27-3-0	.900
Norwich	2003	27-3-0	.900
Plattsburgh St.	1979	26-3-0	.896

*Ties computed as half win, half loss.

MOST WINS

Team (Record, Winning Pct.)	Year	Wins
Wis.-Stevens Point (34-5-2, .854)	1989	34
Plattsburgh St. (34-6-0, .850)	1987	34
Plattsburgh St. (32-2-2, .917)	1992	32
Wis.-River Falls (31-6-1, .829)	1988	31
Wis.-Superior (30-4-1, .871)	2001	30
Plattsburgh St. (29-5-0, .853)	2001	29
Norwich (29-2-1, .922)	2000	29
Wis.-Stevens Point (28-4-6, .816)	1990	28
Middlebury (27-3-0, .900)	2004	27
St. Norbert (27-2-2, .903)	2003	27
Norwich (27-3-0, .900)	2003	27
Rochester Inst. (27-1-1, .948)	2001	27
Wis.-Stevens Point (27-9-0, .750)	1991	27
Plattsburgh St. (27-13-1, .671)	1986	27
Plattsburgh St. (27-4-2, .848)	1981	27
Middlebury (26-2-2, .900)	2006	26
Middlebury (26-2-1, .914)	2002	26
Plattsburgh St. (26-4-3, .833)	2000	26
Plattsburgh St. (26-8-1, .757)	1998	26
Middlebury (26-2-0, .929)	1996	26
Plattsburgh St. (26-11-0, .703)	1985	26
Plattsburgh St. (26-3-0, .896)	1979	26

FEWEST WINS

Team	Year	No.
Wentworth Inst.	1996	0
Wentworth Inst.	1995	0
St. Scholastica	1995	1
St. Scholastica	1991	1
Bethel (Minn.)	1990	1
Wis.-Stevens Point	1983	1
Hamilton	1961	1
Cortland St.	1999	2

Team	Year	No.
Wentworth Inst.	1993	2
Wis.-Stevens Point	1984	2
Wis.-Stevens Point	1982	2
Bethel (Minn.)	1981	2
Bethel (Minn.)	1980	2
St. John's (Minn.)	1972	2
Hamilton	1963	2
Hamilton	1962	2
Hamline	2004	3
Buffalo St.	1999	3
Buffalo St.	1998	3
Buffalo St.	1997	3
Wentworth Inst.	1994	3
Bethel (Minn.)	1993	3
Bethel (Minn.)	1992	3
St. Scholastica	1988	3
St. John's (Minn.)	1981	3
St. John's (Minn.)	1962	3

FEWEST LOSSES

Team (Record, Winning Pct.)	Year	No.
Rochester Inst. (27-1-1, .948)	2001	1
Mass.-Dartmouth (23-1-0, .958)	1986	1
Manhattanville (21-2-5, .839)	2007	2
Middlebury (26-2-2, .900)	2006	2
St. Norbert (27-2-2, .903)	2003	2
Middlebury (26-2-1, .914)	2002	2
Norwich (29-2-1, .922)	2000	2
Norwich (27-2-2, .903)	1999	2
Middlebury (24-2-2, .893)	1998	2
Middlebury (26-2-0, .929)	1996	2
Mass.-Dartmouth (25-2-0, .925)	1996	2
Plattsburgh St. (32-2-2, .917)	1992	2

MOST TIES

Team (Record)	Year	No.
Wis.-Superior (19-3-7)	2005	7
Wis.-Stevens Point (13-13-7)	1995	7
Plattsburgh St. (14-8-6)	2007	6
Utica (16-5-6)	2005	6
Geneseo St. (12-6-6)	1997	6
Many tied with 5		

HOME WINS

Team	Year	No.
Plattsburgh St.	1992	21
Wis.-Stevens Point	1989	19
St. Norbert	2003	18
St. Norbert	1999	18
Wis.-River Falls	1988	18
St. Norbert	2006	17
St. Norbert	2004	17
Plattsburgh St.	2001	17
Plattsburgh St.	2000	17
St. Norbert	1998	17
Wis.-River Falls	2005	16
Plattsburgh St.	2004	16
Elmira	1978	16
Mass.-Dartmouth	1996	15
Wis.-River Falls	1996	15
Elmira	1993	15
Mass.-Dartmouth	1986	15
Elmira	1980	15
St. Norbert	2005	14
Wis.-River Falls	2003	14
Wentworth Inst.	2003	14
St. Norbert	2000	14
Wis.-River Falls	1998	14
St. John's (Minn.)	1997	14
Elmira	1991	14
Elmira	1979	14
Elmira	1977	14

OVERTIME GAMES

Team	Year	No.
Colby	1998	11
Utica	2005	10
Clarkson	2004	10
Wis.-Stevens Point	1995	10
Fitchburg St.	2000	9
Wis.-River Falls	1995	9
Wis.-Superior	2005	8
Elmira	1997	8
Plattsburgh St.	2007	7
Elmira	2005	7

Team	Year	No.
Elmira	1991	7
Wis.-River Falls	1989	7

OVERTIME WINS

Team	Year	No.
Plattsburgh St.	2005	4
Colby	1998	4
Wis.-Stevens Point	1989	4
Plattsburgh St.	2004	3
Mass.-Dartmouth	2002	3
Oswego St.	2002	3
Fitchburg St.	2000	3
Plattsburgh St.	2000	3
Wis.-Stevens Point	1999	3
Elmira	1997	3
Wis.-Stevens Point	1996	3
Wis.-River Falls	1995	3
Wis.-Stevens Point	1992	3
Elmira	1991	3
Plattsburgh St.	1988	3
Plattsburgh St.	1983	3
Plattsburgh St.	1981	3

OVERALL WINNING STREAK

No.	Team	Dates
38	Mass.-Dartmouth	Jan. 16, 1985-March 2, 1986
28	Plattsburgh St.	Oct. 19, 1986-March 14, 1987
24	Wis.-Stevens Point	Nov. 4, 1988-Feb. 3, 1989
18	Plattsburgh St.	Feb. 16, 1991-Jan. 18, 1992
18	Oswego St.	Jan. 19-Dec. 20, 1980
17	Lebanon Valley	Nov. 9, 2001-Jan. 29, 2002
17	Plattsburgh St.	Dec. 14, 1978-March 3, 1979
16	St. John's (Minn.)	Jan. 11-March 4, 2004
16	Plattsburgh St.	Jan. 19-March 13, 1993
16	Bowdoin	1969-70
15	Mass.-Dartmouth	Jan. 5-March 2, 2005
15	Mass.-Dartmouth	Jan. 6-March 2, 1996
15	Mass.-Dartmouth	Jan. 17-March 8, 1995
15	Plattsburgh St.	Feb. 8-Nov. 6, 1992
15	Plattsburgh St.	Dec. 3, 1988-Feb. 11, 1989
15	Elmira	Nov. 19, 1985-Feb. 1, 1986
15	Plattsburgh St.	Jan. 23, 1980-March 12, 1981
15	Colby	1962
14	Manhattanville	Nov. 5, 2004-Jan. 15, 2005
14	Middlebury	Jan. 19-March 3, 2001
14	Plattsburgh St.	Jan. 25-March 11, 2000
14	Middlebury	Feb. 24, 1995-Jan. 7, 1996
14	Wis.-River Falls	Dec. 5, 1987-Feb. 6, 1988
13	St. Norbert	Dec. 2, 2005-Feb. 10, 2006
13	St. Norbert	Dec. 4, 2004-Feb. 11, 2005
13	Plattsburgh St.	Jan. 16-March 2, 2001
13	Plattsburgh St.	Nov. 5, 1999-Jan. 8, 2000
13	Mass.-Dartmouth	Nov. 21, 1992-Feb. 4, 1993

OVERALL UNBEATEN STREAK

No.	Team	Dates
38	Mass.-Dartmouth	Jan. 16, 1985-March 2, 1986
29	Middlebury	Dec. 31, 1994-Jan. 7, 1996
28	Middlebury	Feb. 11, 2005-Feb. 3, 2006
28	Wis.-Stevens Point	Feb. 15, 1989-Jan. 19, 1990
28	Plattsburgh St.	Oct. 19, 1986-March 14, 1987
26	St. Norbert	Nov. 6, 2004-March 5, 2005
21	Elmira	Dec. 1, 1979-Feb. 26, 1980
20	St. John's (Minn.)	Nov. 19, 2004-Feb. 3, 2005
19	St. Norbert	Dec. 6, 2002-March 15, 2003
19	St. Norbert	Nov. 13, 1999-Feb. 11, 2000
19	Colby	1962
18	Lebanon Valley	Nov. 9, 2001-Feb. 2, 2002
18	Plattsburgh St.	Feb. 16, 1991-Jan. 18, 1992
17	Elmira	Jan. 9-March 10, 1990
17	Plattsburgh St.	Dec. 14, 1978-March 3, 1979
16	Plattsburgh St.	Jan. 19-March 13, 1993
16	Bowdoin	1969-70
15	Mass.-Dartmouth	Jan. 5-March 2, 2005
15	Mass.-Dartmouth	Jan. 6-March 2, 1996
15	Mass.-Dartmouth	Jan. 17-March 8, 1995
15	Plattsburgh St.	Feb. 8-Nov. 6, 1992
15	Plattsburgh St.	Dec. 3, 1988-Feb. 11, 1989
15	Elmira	Nov. 19, 1985-Feb. 1, 1986
15	Plattsburgh St.	Jan. 23, 1980-March 12, 1981
14	St. Norbert	Nov. 26, 2005-Feb. 10, 2006
14	Manhattanville	Nov. 5, 2004-Jan. 15, 2005
14	Plattsburgh St.	Jan. 25-March 11, 2000
14	Wis.-River Falls	Dec. 5, 1987-Feb. 6, 1988

OVERALL LOSING STREAK

No.	Team	Dates
50	Wentworth Inst.	Nov. 4, 1994-Jan. 15, 1997
29	St. Scholastica	Nov. 12, 1994-Nov. 11, 1995
19	Hamline	Nov. 4, 2003-Feb. 13, 2004
18	St. Scholastica	Nov. 2, 1990-Jan. 4, 1991
17	Cortland St.	Nov. 13, 1998-Feb. 12, 1999
16	St. Scholastica	Jan. 8-Nov. 6, 1998
16	St. Scholastica	Feb. 4, 1988-Dec. 5, 1989
16	St. Scholastica	Jan. 30-Dec. 1, 1987
16	Wis.-Stevens Point	1983-84
15	Bethel (Minn.)	Nov. 1, 2002-Jan. 17, 2003
14	St. Scholastica	Jan. 18-Oct. 8, 2002
14	St. Scholastica	Jan. 7-Nov. 31, 2000
14	Bowdoin	1956-57
13	Hamilton	1961-62

OVERALL WINLESS STREAK

No.	Team	Dates
50	Wentworth Inst.	Nov. 4, 1994-Jan. 15, 1997
29	St. Scholastica	Nov. 12, 1994-Nov. 11, 1995
21	Wis.-Stevens Point	1981-82
17	Cortland St.	Nov. 13, 1998-Feb. 12, 1999
16	Wis.-Stevens Point	1983-84
15	Bethel (Minn.)	Nov. 1, 2002-Jan. 17, 2003
14	St. Scholastica	Jan. 18-Nov. 8, 2002
14	Middlebury	Jan. 19-March 3, 2001
14	Wis.-Stevens Point	1982-83
14	Bowdoin	1956-57

HOME WINNING STREAK

No.	Team	Dates
36	St. Norbert	Oct. 30, 2001-Oct. 29, 2004
29	St. Scholastica	Nov. 12, 1994-Nov. 11, 1995
17	Plattsburgh St.	Nov. 1, 1978-March 3, 1979
16	Plattsburgh St.	Oct. 16, 1985-Mar. 15, 1986
16	St. Scholastica	1975-76

HOME LOSING STREAK

No.	Team	Dates
32	Wentworth Inst.	Nov. 17, 1993-Jan. 15, 1997
9	Bethel (Minn.)	Nov. 1, 2002-Jan. 17, 2003
4	Plattsburgh St.	Feb. 12-22, 1977

ROAD WINNING STREAK

No.	Team	Dates
13	Plattsburgh St.	Jan. 19, 1991-Jan. 18, 1992
13	Wis.-Stevens Point	1988-89
11	Plattsburgh St.	Feb. 2, 1986-Jan. 28, 1987
10	St. Norbert	Nov. 6, 2004-Feb. 11, 2005
10	Plattsburgh St.	Jan. 23-Nov. 10, 2001

CONFERENCE WINNING STREAK

(Includes all games vs. conference opponents)

No.	Team (Conference)	Dates
25	Plattsburgh St. (SUNYAC)	Dec. 7, 1985-Dec. 4, 1987
25	Plattsburgh St. (SUNYAC)	Nov. 19, 1977-Dec. 12, 1981
20	Middlebury (NESCAC/ECAC East)	Feb. 11, 2005-Jan. 21, 2006
19	Plattsburgh St. (SUNYAC)	Dec. 8, 1998-Feb. 5, 2000
16	St. John's (Minn.) (MIAC)	Jan. 11-March 4, 2004
14	Plattsburgh St. (SUNYAC)	Jan. 26-Dec. 4, 2001
14	Plattsburgh St. (SUNYAC)	Dec. 3, 1988-Dec. 1, 1989
13	Plattsburgh St. (SUNYAC)	Nov. 11, 1995-Nov. 8, 1996
12	Lebanon Valley (ECAC Northeast)	Dec. 6, 2003-Feb. 22, 2004
12	Plattsburgh St. (SUNYAC)	Feb. 16, 1991-Feb. 14, 1992
12	Wis.-River Falls (NCHA)	Dec. 5, 1987-Feb. 7, 1988
12	Plattsburgh St. (SUNYAC)	Dec. 10, 1982-Nov. 29, 1983
11	Plattsburgh St. (SUNYAC)	Nov. 12, 1994-Feb. 10, 1995
11	Plattsburgh St. (SUNYAC)	Jan. 27, 1984-Jan. 19, 1985
10	Plattsburgh St. (SUNYAC)	Feb. 14-Dec. 6, 2003
10	Plattsburgh St. (SUNYAC)	Feb. 21, 1992-Jan. 29, 1993
10	Plattsburgh St. (SUNYAC)	Jan. 16-Nov. 11, 1988
7	Wis.-River Falls (NCHA)	Feb.-March, 1988
6	Wis.-River Falls (NCHA)	Nov. 1987
5	Manhattanville (ECAC West)	Nov. 4, 2005-Jan. 20, 2006

CONFERENCE UNBEATEN STREAK

(Includes all games vs. conference opponents)

No.	(Record)	Team (Conference)	Dates
34	(32-0-2)	Plattsburgh St. (SUNYAC)	Nov. 6, 1998-Dec. 2, 2000
29	(26-0-3)	Plattsburgh St. (SUNYAC)	Feb. 16, 1991-Nov. 13, 1994
25	(25-0-0)	Plattsburgh St. (SUNYAC)	Dec. 7, 1985-Dec. 4, 1987

No.	(Record)	Team (Conference)	Dates
25	(25-0-0)	Plattsburgh St. (SUNYAC)	Nov. 19, 1977-Dec. 12, 1981
24	(22-0-2)	Middlebury (NESCAC/ECAC East)	Feb. 11, 2005-Jan. 28, 2006
19	(17-0-2)	Plattsburgh St. (SUNYAC)	Feb. 14, 2003-Nov. 5, 2004
19	(19-0-0)	Plattsburgh St. (SUNYAC)	Dec. 8, 1998-Feb. 5, 2000
17	(16-0-1)	Plattsburgh St. (SUNYAC)	Nov. 11, 1995-Nov. 16, 1996
16	(16-0-0)	St. John's (Minn.) (MIAC)	Jan. 11-March 4, 2004
14	(14-0-0)	Plattsburgh St. (SUNYAC)	Jan. 26-Dec. 4, 2001
14	(14-0-0)	Plattsburgh St. (SUNYAC)	Dec. 3, 1988-Dec. 1, 1989
13	(13-0-0)	Plattsburgh St. (SUNYAC)	Nov. 11, 1995-Nov. 8, 1996
12	(12-0-0)	Lebanon Valley (ECAC Northeast)	Dec. 6, 2003-Feb. 22, 2004
12	(12-0-0)	Plattsburgh St. (SUNYAC)	Feb. 16, 1991-Feb. 14, 1992
12	(12-0-0)	Wis.-River Falls (NCHA)	Dec. 5, 1987-Feb. 7, 1988
12	(12-0-0)	Plattsburgh St. (SUNYAC)	Dec. 10, 1982-Nov. 29, 1983
11	(11-0-0)	Plattsburgh St. (SUNYAC)	Nov. 12, 1994-Jan. 19, 1995
11	(11-0-0)	Plattsburgh St. (SUNYAC)	Jan. 27, 1984-Jan. 19, 1985
10	(10-0-0)	Plattsburgh St. (SUNYAC)	Feb. 14-Dec. 6, 2003
10	(10-0-0)	Plattsburgh St. (SUNYAC)	Feb. 21, 1992-Jan. 29, 1993
10	(10-0-0)	Plattsburgh St. (SUNYAC)	Jan. 16-Nov. 11, 1988
9	(8-0-1)	Wis.-River Falls (NCHA)	Feb.-March, 1988
6	(6-0-0)	Wis.-River Falls (NCHA)	Nov. 1987

PENALTY MINUTES

Team	Year	Games	No.
Wis.-River Falls	1988	38	1,206
Wis.-Stevens Point	1992	37	1,070
Plattsburgh St.	1986	41	1,002

FEWEST PENALTY MINUTES

Team	Year	Games	No.
Wentworth Inst.	1996	19	216
Colby	2000	26	228
Colby	2003	25	266
Wentworth Inst.	1997	24	289
Wentworth Inst.	1998	27	304
Colby	2005	25	308
Colby	2004	25	322
Mass.-Dartmouth	1992	26	323
Colby	2001	25	341
Colby	2002	25	342
St. Scholastica	1990	28	358
St. Scholastica	1987	30	363
Colby	2006	25	368
Wentworth Inst.	2000	30	439
Wentworth Inst.	1999	26	450

SHUTOUTS

Team	Year	No.
Middlebury	2001	11
St. Norbert	2004	8
St. Norbert	2006	7
Oswego St.	2003	6
St. Norbert	2005	5
St. John's (Minn.)	2004	5
Wis.-River Falls	2002	5
Plattsburgh St.	1999	5
Oswego St.	2005	4
Wis.-River Falls	2003	4
Oswego St.	2002	4
Plattsburgh St.	2001	4
Elmira	2000	4
Plattsburgh St.	1998	4
Wis.-River Falls	1998	4
Wis.-River Falls	1997	4
Plattsburgh St.	1990	4
Hobart	2006	3
Lebanon Valley	2003	3
Plattsburgh St.	2003	3
Lebanon Valley	2000	3
Plattsburgh St.	2000	3

CONSECUTIVE GAME SHUTOUTS

Team	Dates	Shutouts
St. Norbert	Jan. 14-27, 2006	4
St. John's (Minn.)	Feb. 21-March 4, 2004	4
Middlebury	Nov. 17-25, 2000	4
St. Norbert	Feb. 4-11, 2005	3
Hobart	Nov. 19-26, 2005	2
Oswego St.	Nov. 26-27, 2004	2
St. Norbert	March 6-13, 2004	2
Oswego St.	Dec. 3-6, 2002	2
Oswego St.	Nov. 9-10, 2001	2
Middlebury	Feb. 16-17, 2001	2

Team	Dates	Shutouts
Elmira	Jan. 21-22, 2000	2
Lebanon Valley	Oct. 24-Nov. 5, 1999	2
Plattsburgh St.	Dec. 8-11, 1998	2
Wis.-River Falls	Feb. 7-20, 1998	2
Plattsburgh St.	Dec. 12, 1997-Jan. 2, 1998	2
Plattsburgh St.	Jan. 13-16, 1990	2
Plattsburgh St.	Feb. 12-13, 1988	2

CONSECUTIVE SHUTOUT MINUTES

Team	Dates	Mins.
St. Norbert	Jan. 13-28, 2006	337:22
St. John's (Minn.)	Feb. 20-March 7, 2004	291:00
Middlebury	Nov. 17-Dec. 1, 2000	268:28

Team	Dates	Mins.
Wis.-River Falls	Nov. 8-22, 2002	228:59
St. Norbert	Jan. 29-Feb. 12, 2005	201:20
Hobart	Nov. 18-27, 2005	201:12
Middlebury	Feb. 10-March 2, 2001	165:11
Wis.-River Falls	Jan. 22-Feb. 4, 2005	158:10
Elmira	Jan. 18-25, 2000	153:58
Manhattanville	Jan. 4-14, 2004	149:57
Oswego St.	Nov. 19-Dec. 3, 2004	145:14
Oswego St.	Dec. 1-7, 2002	144:12
Lebanon Valley	Oct. 24-Nov. 12, 1999	144:00
Hobart	Jan. 23-31, 2004	143:45
St. Norbert	March 5-19, 2004	141:43

Annual Team Champions

Offense

SCORING OFFENSE

Year	Team	Games	Goals	Avg.
1996	Mass.-Dartmouth	27	174	6.44
1997	Fitchburg St.	28	181	6.46
1998	Fitchburg St.	27	191	7.07
1999	Rochester Inst.	31	207	6.68
2000	Norwich	32	188	5.88
2001	Rochester Inst.	29	210	7.24
2002	Rochester Inst.	27	178	6.59
2003	Norwich	30	191	6.73
2004	Curry	29	202	6.97
2005	Rochester Inst.	27	178	6.59
2006	Nichols	27	152	5.63
2007	Manhattanville	28	151	5.39

POWER-PLAY PERCENTAGE

Year	Team	PPGoals	PPAtts.	Pct.
1996	Salem St.	46	128	.359
1997	Fitchburg St.	46	127	.362
1998	Fitchburg St.	53	134	.396
1999	Plattsburgh St.	54	143	.378
2000	St. Norbert	42	133	.316
2001	Rochester Inst.	70	158	.443
2002	Rochester Inst.	44	111	.396
2003	Rochester Inst.	50	138	.362
2004	St. Norbert	55	167	.329
2005	Rochester Inst.	44	111	.396
2006	Oswego St.	56	193	.290
2007	Neumann	64	220	.291

Defense

PENALTY-KILL PERCENTAGE

Year	Team	Opp. PPGoals	Opp. PPAtts.	Pct.
1996	Wis.-River Falls	8	114	.930
1997	Mass.-Dartmouth	16	155	.897
1998	Middlebury	10	164	.939
1999	Williams	13	120	.892
2000	Plymouth St.	10	99	.899
2001	Middlebury	8	110	.927
2002	Rochester Inst.	11	137	.920
2003	St. Norbert	18	170	.894
2004	Middlebury	11	115	.904
2005	Rochester Inst.	11	137	.920
2006	Mass.-Dartmouth	12	143	.916
2007	Manhattanville	22	223	.901

SCORING DEFENSE

Year	Team	Games	Goals	Avg.
1996	Middlebury	28	46	1.64
1997	Wis.-Superior	34	78	2.29
1998	Middlebury	28	42	1.50
1999	Middlebury	27	52	1.93
2000	Norwich	32	64	2.00
2001	Middlebury	28	44	1.57
2002	Middlebury	29	43	1.48
2003	Wentworth Inst.	29	58	2.00
2004	Middlebury	30	48	1.60
2005	Middlebury	29	43	1.48
2006	Middlebury	30	44	1.47
2007	St. Norbert	31	56	1.81

Miscellaneous

SCORING MARGIN PER GAME

Year	Team	Games	GF	GA	Marg./Gm.
1996	Mass.-Dartmouth	27	174	58	4.30
1997	Mass.-Dartmouth	27	166	71	3.52
1998	Fitchburg St.	27	191	80	4.11
1999	Norwich	31	189	67	3.94
2000	Norwich	32	188	64	3.88
2001	Rochester Inst.	29	210	66	4.97
2002	Rochester Inst.	27	178	50	4.74
2003	Norwich	30	191	73	3.93
2004	Curry	29	202	72	4.48
2005	Rochester Inst.	27	178	50	4.74
2006	Norwich	29	151	56	3.28
2007	Manhattanville	28	151	54	3.46

WINNING PERCENTAGE

Year	Team	W-L-T	Pct.*
1996	Middlebury	26-2-0	.929
1997	Middlebury	22-3-2	.852
1998	Middlebury	24-2-2	.893
1999	Norwich	27-2-2	.903
2000	Norwich	29-2-1	.922
2001	Rochester Inst.	27-1-1	.948
2002	Middlebury	26-2-1	.914
2003	St. Norbert	27-2-2	.903
2004	Middlebury	27-3-0	.900
2005	Middlebury	26-2-1	.914
2006	Middlebury	26-2-2	.900
2007	Mass.-Dartmouth	25-3-1	.879

*Ties computed as half win, half loss.

USCHO.com Final Division III Polls

1999

1. Norwich
2. Rochester Inst.
3. St. Norbert
4. Middlebury
5. Plattsburgh St.
6. Amherst
7. Wis.-Superior
8. Wis.-River Falls
9. Williams
10. St. Thomas (Minn.)

2000

1. Norwich
2. Plattsburgh St.
3. St. Thomas (Minn.)
4. Middlebury
5. Rochester Inst.
6. Wis.-Superior
7. Concordia-M'head
8. Wis.-Stevens Point
9. Elmira
10. St. Norbert

2001

1. Rochester Inst.
2. Wis.-Superior

3. Middlebury
4. Plattsburgh St.
5. Wis.-River Falls
6. Amherst
7. Potsdam St.
8. New England Col.
9. Norwich
10. St. Norbert

2002

1. Middlebury
2. Rochester Inst.
3. Norwich
4. St. Norbert
5. Wis.-Superior
6. St. Thomas (Minn.)
7. Plattsburgh St.
8. Bowdoin
9. Elmira
10. Wentworth Inst.

2003

1. St. Norbert
2. Norwich
3. Oswego St.
4. Middlebury
5. Wis.-River Falls

6. Wis.-Superior
7. Trinity (Conn.)
8. Rochester Inst.
9. St. John's (Minn.)
10. Elmira
11. Wentworth Inst.
12. Plattsburgh St.
13. New England Col.
14. Colby
15. Manhattanville

2004

1. St. Norbert
2. Middlebury
3. Norwich
4. Plattsburgh St.
5. Wis.-River Falls
6. St. John's (Minn.)
7. Curry
8. Lake Forest
9. Hobart
10. St. Thomas (Minn.)
11. New England Col.
12. Rochester Inst.
13. Oswego St.
14. Trinity (Conn.)

15. Wentworth Inst.

2005

1. St. Norbert
2. Manhattanville
3. St. John's (Minn.)
4. Middlebury
5. Trinity (Conn.)
6. St. Thomas (Minn.)
7. Geneseo St.
8. Wis.-Superior
9. Utica
10. Oswego St.
11. Bowdoin
12. Norwich
13. Babson
14. Curry
15. New England Col.

2006

1. Middlebury
2. St. Norbert
3. Norwich
4. Manhattanville
5. New England Col.
6. Geneseo St.
7. Hobart


8. Wis.-Superior
9. Elmira
10. Bowdoin
11. St. Thomas (Minn.)
12. St. John's (Minn.)
13. Oswego St.
14. Wis.-River Falls
15. Mass.-Dartmouth

2007

1. St. Norbert
2. Manhattanville
3. Neumann
4. Wis.-River Falls
5. Oswego St.
6. Mass.-Dartmouth
7. Norwich
8. Wis.-Stout
9. Middlebury
10. Wis.-Superior
11. Bowdoin
12. Babson
13. Castleton
14. Bethel (Minn.)
15. New England Col.

Men's Championship Results

Division I Championship Results	48
Division II Championship Results	60
Division III Championship Results	63



Division I Men's Championship

2007 Highlights

Three in the Third Lifts Spartans: In front of a record crowd of 19,432, Michigan State defeated Boston College, 3-1, in the championship game of the 2007 NCAA Men's Frozen Four at Scottrade Center in St. Louis. Justin Abdelkader beat Boston College goaltender Cory Schneider to score the game-winning goal with :18.9 remaining in the third period and Chris Mueller iced the game with an empty-net goal in the final seconds to give Michigan State its first national championship since 1986. All three Michigan State (26-13-3) goals came in the final 10 minutes of the game.

During the first period, neither team was able to push the puck past the opposing goalie. The last scoreless first period in a championship game came in 2001 during the Boston College-North Dakota final. Michigan State goaltender Jeff Lerg made 13 first-period saves, including a stop on a sliding puck within inches of crossing the line with a little more than five minutes left in the period.

With 13:10 remaining in the second period, Boston College senior Brian Boyle took a pass from Brock Bradford and beat Lerg with a power-play goal to give the Eagles the 1-0 lead. The goal was the first power-play score allowed by Michigan State during the NCAA tournament.

Schneider stopped 12 Michigan State shots during the second period to keep the Spartans scoreless and preserve the Eagles' 1-0 advantage heading into the final period of play.

Boston College (29-12-1) had an opportunity to pad its lead with a shorthanded opportunity with 15:19 left in the game, but Lerg made a spectacular save on a shot by Boyle on a 2-on-1 break to keep the Spartans' deficit at one goal. The sophomore net minder finished the night with 29 saves.

The Spartans tied the game with a power-play goal by Tim Kennedy at the 9:53 mark of the final stanza. The sophomore forward scored his 18th goal of the season off an assist from Abdelkader.

Schneider stopped 26 of the 29 Michigan State shots. Boston College outshot the Spartans, 30-29. Michigan State finished 1-for-6 on the power play, while Boston College was 1-for-4.

The loss snapped a 13-game winning streak for Eagles and sent them to their second loss in as many years in the national championship game after losing to Wisconsin in the 2006 final, 2-1. Boston College's last championship win came in 2001.

Abdelkader was named the 2007 Men's Frozen Four Most Outstanding Player. He was joined on the All-Tournament team by teammates Kennedy, Lerg and Tyler Howells. Boston College sophomore Nathan Gerbe and Boyle were also named to the team.

The championship win by the Central Collegiate Hockey Association's Michigan State ended a five-year reign by the Western Collegiate Hockey Association.

Results

WEST REGIONAL SEMIFINALS

Minnesota 4, Air Force 3
North Dakota 8, Michigan 5

NORTHEAST REGIONAL SEMIFINALS

Boston College 4, St. Lawrence 1
Miami (Ohio) 2, New Hampshire 1

EAST REGIONAL SEMIFINALS

Massachusetts 1, Clarkson 0 (ot)
Maine 4, St. Cloud St. 1

MIDWEST REGIONAL SEMIFINALS

Michigan St. 5, Boston U. 1
Notre Dame 3, Ala.-Huntsville 2 (2 ot)

WEST REGIONAL FINAL

North Dakota 3, Minnesota 2 (ot)

NORTHEAST REGIONAL FINAL

Boston College 4, Miami (Ohio) 0

EAST REGIONAL FINAL

Maine 3, Massachusetts 1

MIDWEST REGIONAL FINAL

Michigan St. 2, Notre Dame 1

NATIONAL SEMIFINALS
APRIL 5 AT ST. LOUIS

Boston College 6, North Dakota 4

Scoring Summary

Goal No.	Period	Time	Team	Type	Scored By	Assists	ND On Ice	BC On Ice
1	1st	10:28	North Dakota	Even Strength	Chris Porter (12)	Brian Lee (24) Chris VandeVelde (6)	24,22,29,14,5	14,18,8,21,22
2	1st	15:41	Boston College	Power Play	Dan Bertram (7)	Ben Smith (8) Brian O'Hanley (3)	2,7,9,28	22,12,23,10,17
3	2nd	3:15	North Dakota	Power Play	Jonathan Toews (18)	T.J. Oshie (34) Taylor Chorney (22)	7,9,16,4,28	10,14,17,21
4	2nd	15:21	Boston College	Power Play	Dan Bertram (8)	Carl Sneepe (9) Nathan Gerbe (21)	4,16,22,24	22,7,9,23,10
5	3rd	13:00	Boston College	Even Strength	Ben Smith (10)	Nathan Gerbe (22) Bret Motherwell (24)	5,6,10,17,21	12,9,8,5,7
6	3rd	15:22	North Dakota	Short Handed	T.J. Oshie (17)	-	7,2,21,28	12,21,23,17,10
7	3rd	15:54	Boston College	Power Play	Nathan Gerbe (24)	Brock Bradford (25) Bret Motherwell (25)	22,9,4,24	9,19,8,10,21
8	3rd	19:10	Boston College	Empty Net	Joe Rooney (16)	Brian Boyle (34) Cory Schneider (2)	4,7,22,24,26,29	17,10,21,4
9	3rd	19:43	North Dakota	Extra Skater/ Power Play	Chris Porter (13)	T.J. Oshie (35) Taylor Chorney (12)	24,7,4,9,16,28	5,10,21,17
10	3rd	19:54	Boston College	Empty Net	Nathan Gerbe (20)	-	4,7,9,16,24,28	9,10,17,14,4

North Dakota

No.	[-Shots by Period-]				
	1	2	3	Total	+/-
2	0	0	1	1	+1
4*	0	0	0	0	-2
5	1	0	0	1	0
6	0	0	0	0	-1
7*	2	0	2	4	-1
9*	1	1	2	4	-1
10	0	0	0	0	-1
11	0	0	0	0	0
14	0	0	0	0	+1
16*	3	0	0	3	-1
17	0	0	0	0	-1
20	1	0	0	1	0
21	0	1	0	1	0
22*	1	0	0	1	0
24	2	1	3	6	-1
26	0	1	0	1	-1
28	0	0	2	2	0
29	1	3	0	4	0
Totals	12	7	10	29	-8

Boston College

No.	[-Shots by Period-]				
	1	2	3	Total	+/-
4	0	1	0	1	+2
5*	1	0	0	1	+1
7	0	1	0	1	+1
8*	0	1	0	1	0
9	2	4	2	8	+2
10	2	4	4	10	+1
12	0	1	1	2	0
13*	0	0	1	1	0
14*	0	0	0	0	0
17	1	1	1	3	+1
18	0	1	0	1	-1
19	2	0	1	3	0
21	2	2	1	5	-1
22	2	3	0	5	-1
23	0	0	0	0	-1
24	0	0	0	0	0
25*	0	1	0	1	0
27	2	0	0	2	0
Totals	14	20	11	45	+4

Goals by Period

Team	1	2	3	Total
North Dakota	1	1	2	4
Boston College	1	1	4	6

Shots by Period

Team	1	2	3	Total
North Dakota	12	7	10	29
Boston College	14	20	11	45

Power-Play Goals-Att. (Shots)

Period	North Dakota	Boston College
1st	0-2 (3)	1-2 (3)
2nd	1-2 (3)	1-3 (9)
3rd	1-3 (5)	1-2 (5)
Total	2-7 (11)	3-7 (17)

Penalties/Minutes by Period

Period	North Dakota	Boston College
1st	3/6	2/4
2nd	2/4	3/6
3rd	2/4	2/4
Total	7/14	7/14

GOALTENDERS

Boston College

No.	Player	MIN	GA	EN	1	2	3	Total
1	Philippe Lamoureux	58:27	4	0	13	19	7	39
TM	Team	1:33	0	2	0	0	0	0

North Dakota

No.	Player	MIN	GA	EN	1	2	3	Total
1	Cory Schneider	59:50	4	0	11	6	8	25
TM	Team	0:10	0	0	0	0	0	0

Win-Cory Schneider (29-11-1). Loss-Philippe Lamoureux (21-12-4).

PENALTY SUMMARY

Period	Player	Team	Min.	Penalty	Time
1st	Ben Smith	Boston College	2	Tripping	7:20 PP
1st	Dan Bertram	Boston College	2	Hooking	8:22 PP
1st	Robbie Bina	North Dakota	2	OX	11:54 PP
1st	Chris Porter	North Dakota	2	Charging	13:54 PP
1st	Chris VandeVelde	North Dakota	2	HC	19:11 PP
2nd	TEAM	Boston College	2	Too many on ice	2:20 PP
2nd	Chris Porter	North Dakota	2	Interference	3:27 PP
2nd	Erik Fabian	North Dakota	2	Obstruction-Hooking	13:27 PP
2nd	Mike Brennan	Boston College	2	Interference	16:58 PP
2nd	Brock Bradford	Boston College	2	Holding	20:00 PP
3rd	Chris Porter	North Dakota	2	Charging	13:49 PP
3rd	Robbie Bina	North Dakota	2	EH	15:47 PP
3rd	Brett Motherwell	Boston College	2	Holding	17:19 PP
3rd	Mike Brennan	Boston College	2	Obstruction-Holding	19:21 PP

North Dakota - Faceoffs

No.	Player	W	L
9	Jonathan Toews	9	19
29	Chris VandeVelde	8	9
17	Rylan Kaip	5	5
7	T.J. Oshie	3	2
24	Chris Porter	2	3
16	Ryan Duncan	1	0
10	Andrew Kozek	1	2
20	Matt Watkins	0	1
26	Kyle Radke	0	1
11	Darcy Zajac	0	2
Totals		29	44

Boston College - Faceoffs

No.	Player	W	L
14	Matt Greene	11	6
22	Dan Bertram	9	6
10	Brian Boyle	8	5
12	Ben Smith	5	2
24	Matt Lombardi	5	3
17	Joe Rooney	2	0
21	Benn Ferriero	2	3
27	Andrew Orpik	1	0
9	Nathan Gerbe	1	2
19	Brock Bradford	0	1
13	Pat Gannon	0	1
Totals		44	29

North Dakota - Power-Play Summary

Period	Start	End	Elapsed	Shots	(Opp.)
1st	7:20	7:20	0:00	0	0
1st	7:20	10:22	3:02	3	0
2nd	2:20	3:15	0:55	1	0 PPG
2nd	16:58	18:58	2:00	2	0
2nd	20:00	0:00	0:00	0	1
3rd	17:19	19:19	2:00	3	1 SHG
3rd	19:21	19:43	0:22	2	0 PPG

Boston College - Power-Play Summary

Period	Start	End	Elapsed	Shots	(Opp.)
1st	11:54	11:54	0:00	0	0
1st	11:54	15:41	3:47	3	0 PPG
1st	19:11	0:00	0:49	1	0
2nd	3:27	5:27	2:00	2	0
2nd	13:27	15:21	1:54	6	0 PPG
3rd	13:49	15:49	2:00	4	1 SHG
3rd	15:49	15:54	0:05	1	0 PPG

SUMMARY: 7 opportunities, 11 shots, 2 goals, time 8:19

SUMMARY: 7 opportunities, 17 shots, 3 goals, time 10:35

Officials-Referee: Matt Shegos; Asst. Ref.: Kevin Langseth; Asst. Ref.: John Philo
Arena: Scottrade Center
Attendance: 18,857 Start time: 7:07 p.m. End time: 9:47 p.m. Total time: 2:40

Michigan St. 4, Maine 2

Scoring Summary

Goal No.	Period	Time	Team	Type	Scored By	Assists	Maine On Ice	Mich. St. On Ice
1	1st	0:23	Maine	Even Strength	Keith Johnson (10)	Josh Soares (25) Michel Leveille (25)	12,18,11,2,21	24,22,17,4,15
2	1st	3:24	Maine	Even Strength	Josh Soares (20)	Travis Ramsey (8) Keith Johnson (14)	18,12,11,27,44	22,16,15,24,17
3	1st	7:25	Michigan St.	Even Strength	Chris Mueller (15)	-	14,13,79,22,26	19,11,44,4,25
4	2nd	16:32	Michigan St.	Even Strength	Chris Snavelly (2)	Justin Abdelkader (17) Tim Kennedy (24)	14,22,26,27,44	3,9,6,4,40
5	3rd	5:11	Michigan St.	Even Strength	Nick Sucharski (9)	Matt Schepke (2) Jay Sprague (9)	14,18,22,27,44	22,24,4,17,15
6	3rd	9:46	Michigan St.	Even Strength	Jim McKenzie (12)	Chris Mueller (16)	11,12,18,27,44	25,19,15,4,11

Maine

No.	[-Shots by Period-]				
	1	2	3	Total	+/-
2* Mike Lundin	1	0	1	2	+1
11* Michel Leveille	1	4	1	6	+1
12* Keith Johnson	2	1	0	3	+1
13 Keenan Hopson	0	0	0	0	-1
14 Billy Ryan	1	1	0	2	-3
16 Rob Bellamy	0	0	0	0	0
18* Josh Soares	3	0	2	5	0
21* Matt Duffy	1	0	0	1	+1
22 Mike Hamilton	0	1	1	2	-3
24 Wes Clark	1	0	0	1	0
26 Teddy Purcell	0	2	0	2	-2
27 Travis Ramsey	0	0	0	0	-2
28 David de Kastrozza	0	0	2	2	0
29 Brent Shephard	0	2	0	2	0
37 Christopher Hahn	0	0	0	0	0
44 Bret Tyler	1	1	0	2	-2
55 Vince Laise	0	0	0	0	0
79 Simon Danis-Pepin	0	0	1	1	-1
Totals	11	12	8	31	-10

Michigan St.

No.	[-Shots by Period-]				
	1	2	3	Total	+/-
3 Chris Snavelly	0	1	1	2	+1
4* Ethan Graham	0	0	0	0	+3
6 Brandon Gentile	0	1	0	1	+1
9 Justin Abdelkader	0	2	0	2	+1
10 Tim Kennedy	0	1	0	1	0
11 Bryan Lerg	0	0	1	1	+2
14 Zak McClellan	0	0	0	0	0
15* Jeff Dunne	0	0	0	0	0
16 Tyler Howells	0	1	1	2	-1
17* Jay Sprague	0	0	0	0	-1
19 Chris Mueller	4	1	0	5	+2
20 Chris Lawrence	0	0	0	0	0
22* Nick Sucharski	0	1	1	2	-1
24* Matt Schepke	2	0	4	6	-1
25 Jim McKenzie	1	1	2	4	+2
28 Daniel Vukovic	2	1	0	3	0
40 Tim Crowder	3	1	0	4	+1
44 Mike Ratchuk	0	0	0	0	+1
Totals	12	11	10	33	+10

Goals by Period

Team	1	2	3	Total
Maine	2	0	0	2
Michigan St.	1	1	2	4

Shots by Period

Team	1	2	3	Total
Maine	11	12	8	31
Michigan St.	12	11	10	33

Power-Play Goals-Att. (Shots)

Period	Maine	Michigan St.
1st	0-1 (4)	0-1 (3)
2nd	0-0 (0)	0-2 (2)
3rd	0-1 (0)	0-0 (0)
Total	0-2 (4)	0-3 (5)

Penalties/Minutes by Period

Period	Maine	Michigan St.
1st	3/6	2/4
2nd	1/2	0/0
3rd	0/0	1/2
Total	4/8	3/6

GOALTENDERS

Maine

No.	Player	MIN	GA	EN	1	2	3	Total
30	Ben Bishop	58:35	4	0	11	10	8	29
TM	Team	1:25	0	0	0	0	0	0

Michigan St.

No.	Player	MIN	GA	EN	1	2	3	Total
1	Jeff Lerg	60:00	2	0	9	12	8	29

Win-Jeff Lerg (25-13-3). Loss-Ben Bishop (21-9-2).

PENALTY SUMMARY

Period	Player	Team	Min.	Penalty	Time
1st	Tim Kennedy	Michigan St.	2	Cross-Checking	11:04 PP
1st	Michel Leveille	Maine	2	Tripping	15:20 PP
1st	Josh Soares	Maine	2	Checking from Behind	19:21 PP
1st	Travis Ramsey	Maine	2	Slashing	20:00
1st	Jim McKenzie	Michigan St.	2	Slashing	20:00
2nd	Brent Shephard	Maine	2	Slashing	1:44 PP
3rd	Ethan Graham	Michigan St.	2	Tripping	2:34 PP

Maine - Faceoffs

No.	Player	W	L
11	Michel Leveille	12	11
28	David de Kastrozza	6	4
22	Mike Hamilton	4	9
24	Wes Clark	3	2
26	Teddy Purcell	1	0
16	Rob Bellamy	1	1
55	Vince Laise	1	1
18	Josh Soares	1	1
29	Brent Shephard	1	2
14	Billy Ryan	0	1
Totals		30	32

Michigan St. - Faceoffs

No.	Player	W	L
9	Justin Abdelkader	14	7
11	Bryan Lerg	7	5
19	Chris Mueller	5	7
17	Jay Sprague	2	0
22	Nick Sucharski	2	8
10	Tim Kennedy	1	0
14	Zak McClellan	1	2
24	Matt Schepke	0	1
Totals		32	30

Maine - Power-Play Summary

Period	Start	End	Elapsed	Shots	(Opp.)
1st	11:04	13:04	2:00	4	0
3rd	2:34	4:34	2:00	0	0

SUMMARY: 2 opportunities, 4 shots, 0 goals, time 4:00

Michigan St. - Power-Play Summary

Period	Start	End	Elapsed	Shots	(Opp.)
1st	15:20	17:20	2:00	2	0
1st	19:21	1:21	2:00	2	0
2nd	1:44	3:44	2:00	1	0

SUMMARY: 3 opportunities, 5 shots, 0 goals, time 6:00

Officials—Ref.: Derek Shepherd; Asst. Ref.: Butch Mousseaux; Asst. Ref.: Bob Keltie
 Arena: Scottrade Center
 Attendance: 18,857 Start time: 3:08 p.m. End time: 5:35 p.m. Total time: 2:27

**CHAMPIONSHIP
APRIL 7 AT ST. LOUIS**

Michigan St. 3, Boston College 1

Scoring Summary

Goal No.	Period	Time	Team	Type	Scored By	Assists	Mich. St. On Ice	BC On Ice
1	2nd	6:50	Boston College	Power Play	Brian Boyle (19)	Brock Bradford (26)	25,22,28,16	19,10,8,21,9
2	3rd	9:53	Michigan St.	Power Play	Tim Kennedy (18)	Justin Abdelkader (18)	10,9,4,15,40	10,4,17,18
3	3rd	19:41	Michigan St.	Even Strength	Justin Abdelkader (15)	Tim Kennedy (25) Tyler Howells (22)	9,10,16,28,25	10,4,17,21,22
4	3rd	19:58	Michigan St.	Empty Net	Chris Mueller (16)	Jim McKenzie (18) Daniel Vukovic (5)	19,25,28,10,11	10,8,9,19,21,17

Michigan St.						Boston College						Goals by Period						
No.	[-Shots by Period-]					No.	[-Shots by Period-]					Team	1	2	3	Total		
	1	2	3	Total	+/-		1	2	3	Total	+/-							
3	Chris Snavelly	0	1	0	1	0	4	Mike Brennan	0	0	0	0	-1	Michigan St.	0	0	3	3
4	Ethan Graham	0	2	0	2	0	5*	Tim Filangieri	1	0	0	1	0	Boston College	0	1	0	1
6	Brandon Gentile	0	0	0	0	0	7	Carl Snee	0	0	0	0	0	Shots by Period				
9	Justin Abdelkader	3	0	2	5	+1	8*	Brett Motherwell	0	0	0	0	-1	Team	1	2	3	Total
10	Tim Kennedy	0	2	1	3	+2	9	Nathan Gerbe	2	0	2	4	-1	Michigan St.	6	12	11	29
11*	Bryan Lerg	0	1	0	1	+1	10	Brian Boyle	3	1	3	7	-2	Boston College	13	6	11	30
14	Zak McClellan	0	0	0	0	0	12	Ben Smith	0	3	0	3	0	Power-Play Goals-Att. (Shots)				
15	Jeff Dunne	0	0	2	2	0	13*	Pat Gannon	1	0	1	2	0	Period	Michigan St.	Boston College		
16*	Tyler Howells	0	1	0	1	+1	14*	Matt Greene	2	0	1	3	0	1st	0-1 (0)	0-1 (0)		
17	Jay Sprague	0	0	0	0	0	17	Joe Rooney	0	1	0	1	-2	2nd	0-3 (6)	1-2 (3)		
19*	Chris Mueller	0	1	2	3	+1	18	Kyle Kucharski	1	0	0	1	0	3rd	1-2 (2)	0-1 (3)		
20	Chris Lawrence	0	0	0	0	0	19	Brock Bradford	0	0	1	1	-1	Total	1-6 (8)	1-4 (6)		
22	Nick Sucharski	0	0	1	1	0	21	Benn Ferriero	0	0	2	2	-2	Penalties/Minutes by Period				
24	Matt Schepke	2	1	0	3	0	22	Dan Bertram	1	0	1	2	-1	Period	Michigan St.	Boston College		
25*	Jim McKenzie	0	0	2	2	+2	23	Brian O'Hanley	0	0	0	0	0	1st	2/4	2/4		
28*	Daniel Vukovic	1	1	0	2	+2	24	Matt Lombardi	0	0	0	0	0	2nd	2/4	3/6		
40	Tim Crowder	0	2	1	3	0	25*	Matt Price	1	1	0	2	0	3rd	2/4	3/6		
44	Mike Ratchuk	0	0	0	0	0	27	Andrew Orplik	1	0	0	1	0	Total	4/12	8/16		
Totals		6	12	11	29	+10	Totals		13	6	11	30	-11					

GOALTENDERS

Michigan St.								Boston College									
No.	Player	MIN	GA	EN	1	2	3	Total	No.	Player	MIN	GA	EN	1	2	3	Total
1	Jeff Lerg	60:0	1	0	13	5	11	29	1	Cory Schneider	60:00	2	0	6	12	8	26
									TEAM		0:19	0	1	0	0	0	0

Win-Jeff Lerg (26-13-3). Loss-Cory Schneider (29-12-1).

PENALTY SUMMARY

Period	Player	Team	Min.	Penalty	Time
1st	Chris Snavelly	Michigan St.	2	Obstruc. Interference	9:46 PP
1st	Dan Bertram	Boston College	2	Holding the Stick	17:34 PP
1st	Ethan Graham	Michigan St.	2	Unsportsmanlike	17:51
1st	Nathan Gerbe	Boston College	2	Unsportsmanlike	17:51
2nd	Justin Abdelkader	Michigan St.	2	Hooking	3:34 PP
2nd	Tim Crowder	Michigan St.	2	Hooking	5:00 PP
2nd	Tim Filangieri	Boston College	2	Interference	8:38 PP
2nd	Brian Boyle	Boston College	2	Tripping	10:31 PP
2nd	Carl Snee	Boston College	2	Slashing	12:58 PP
3rd	Justin Abdelkader	Michigan St.	2	Interference	1:35 PP
3rd	Matt Greene	Boston College	2	Charging the Goalie	3:39 PP
3rd	Ethan Graham	Michigan St.	2	Roughing	7:51
3rd	Kyle Kucharski	Boston College	2	Slashing	7:51
3rd	Tim Filangieri	Boston College	2	Hooking	9:47 PP

Michigan St. - Faceoffs

No.	Player	W	L
9	Justin Abdelkader	11	12
19	Chris Mueller	6	14
22	Nick Sucharski	4	7
11	Bryan Lerg	3	5
14	Zak McClellan	1	0
40	Tim Crowder	0	1
25	Jim McKenzie	0	1
Totals		25	40

Boston College - Faceoffs

No.	Player	W	L
12	Ben Smith	8	4
14	Matt Greene	8	7
10	Brian Boyle	5	1
22	Dan Bertram	5	7
21	Benn Ferriero	4	1
9	Nathan Gerbe	3	0
17	Joe Rooney	3	3
19	Brock Bradford	2	1
24	Matt Lombardi	2	1
Totals		40	25

Michigan St. - Power-Play Summary

Period	Start	End	Elapsed	Shots	(Opp.)
1st	17:34	17:34	0:00	0	0
2nd	8:38	8:38	0:00	0	0
2nd	8:38	12:31	3:53	5	0
2nd	12:58	14:58	2:00	1	0
3rd	3:39	5:39	2:00	1	1
3rd	9:47	9:53	0:06	1	0

SUMMARY: 6 opportunities, 8 shots, 1 goal, time 7:59

Boston College - Power-Play Summary

Period	Start	End	Elapsed	Shots	(Opp.)
1st	9:46	11:46	2:00	0	1
2nd	3:34	3:34	0:00	0	0
2nd	3:34	6:50	3:16	3	2
3rd	1:35	3:35	2:00	3	1

SUMMARY: 4 opportunities, 6 shots, 1 goal, time 7:16

Officials—Ref.: Derek Shepherd; Asst. Ref.: Bob Keltie; Asst. Ref.: Butch Mousseaux
Arena: Scottrade Center
Attendance: 19,432 Start time: 6:04 p.m. End time: 8:41 p.m. Total time: 2:37

History

Team Results

Year	Champion (Record)	Coach	Score	Runner-Up	Site	Championship Game Attendance	Championship Total Attendance
1948	Michigan (20-2-1)	Vic Heyliger	8-4	Dartmouth	Colorado Springs, Colo.	2,700	—
1949	Boston College (21-1)	John "Snooks" Kelley	4-3	Dartmouth	Colorado Springs, Colo.	—	—
1950	Colorado Col. (18-5-1)	Cheddy Thompson	13-4	Boston U.	Colorado Springs, Colo.	3,000	—
1951	Michigan (22-4-1)	Vic Heyliger	7-1	Brown	Colorado Springs, Colo.	—	—
1952	Michigan (22-4)	Vic Heyliger	4-1	Colorado Col.	Colorado Springs, Colo.	—	—
1953	Michigan (17-7)	Vic Heyliger	7-3	Minnesota	Colorado Springs, Colo.	2,700	—
1954	Rensselaer (18-5)	Ned Harkness	5-4 (ot)	Minnesota	Colorado Springs, Colo.	—	—
1955	Michigan (18-5-1)	Vic Heyliger	5-3	Colorado Col.	Colorado Springs, Colo.	2,700	—
1956	Michigan (20-2-1)	Vic Heyliger	7-5	Michigan Tech	Colorado Springs, Colo.	—	—
1957	Colorado Col. (25-5)	Thomas Bedecki	13-6	Michigan	Colorado Springs, Colo.	—	—
1958	Denver (24-10-2)	Murray Armstrong	6-2	North Dakota	Minneapolis	7,878	—
1959	North Dakota (20-10-1)	Bob May	4-3 (ot)	Michigan St.	Troy, N.Y.	—	—
1960	Denver (27-4-3)	Murray Armstrong	5-3	Michigan Tech	Boston	—	—
1961	Denver (30-1-1)	Murray Armstrong	12-2	St. Lawrence	Denver	5,363	—
1962	Michigan Tech (29-3)	John MacInnes	7-1	Clarkson	Utica, N.Y.	4,210	—
1963	North Dakota (22-7-3)	Barry Thorndycraft	6-5	Denver	Boston	4,200	—
1964	Michigan (24-4-1)	Allen Renfrew	6-3	Denver	Denver	5,296	—
1965	Michigan Tech (24-5-2)	John MacInnes	8-2	Boston College	Providence, R.I.	2,600	—
1966	Michigan St. (16-13)	Amo Bessone	6-1	Clarkson	Minneapolis	3,101	—
1967	Cornell (27-1-1)	Ned Harkness	4-1	Boston U.	Syracuse, N.Y.	6,571	—
1968	Denver (28-5-1)	Murray Armstrong	4-0	North Dakota	Duluth, Minn.	5,453	—
1969	Denver (26-6)	Murray Armstrong	4-3	Cornell	Colorado Springs, Colo.	4,625	—
1970	Cornell (29-0)	Ned Harkness	6-4	Clarkson	Lake Placid, N.Y.	2,000	—
1971	Boston U. (28-2-1)	Jack Kelley	4-2	Minnesota	Syracuse, N.Y.	6,017	—
1972	Boston U. (26-4-1)	Jack Kelley	4-0	Cornell	Boston	14,995	—
1973	Wisconsin (29-9-2)	Bob Johnson	4-2	#Denver	Boston	8,055	—
1974	Minnesota (22-12-6)	Herb Brooks	4-2	Michigan Tech	Boston	7,132	—
1975	Michigan Tech (32-10)	John MacInnes	6-1	Minnesota	St. Louis	6,838	—
1976	Minnesota (28-14-2)	Herb Brooks	6-4	Michigan Tech	Denver	5,311	16,498
1977	Wisconsin (37-7-1)	Bob Johnson	6-5 (ot)	Michigan	Detroit	14,437	26,042
1978	Boston U. (30-2)	Jack Parker	5-3	Boston College	Providence, R.I.	11,038	38,277
1979	Minnesota (32-11-1)	Herb Brooks	4-3	North Dakota	Detroit	7,011	16,635
1980	North Dakota (31-8-1)	John "Gino" Gasparini	5-2	Northern Mich.	Providence, R.I.	5,811	27,068
1981	Wisconsin (27-14-1)	Bob Johnson	6-3	Minnesota	Duluth, Minn.	5,420	49,466
1982	North Dakota (35-12)	John "Gino" Gasparini	5-2	Wisconsin	Providence, R.I.	9,272	53,993
1983	Wisconsin (33-10-4)	Jeff Sauer	6-2	Harvard	Grand Forks, N.D.	6,370	61,180
1984	Bowling Green (34-8-2)	Jerry York	5-4 (4 ot)	Minn. Duluth	Lake Placid, N.Y.	7,813	68,533
1985	Rensselaer (35-2-1)	Mike Addesa	2-1	Providence	Detroit	16,282	80,069
1986	Michigan St. (34-9-2)	Ron Mason	6-5	Harvard	Providence, R.I.	8,341	57,826
1987	North Dakota (40-8)	John "Gino" Gasparini	5-3	Michigan St.	Detroit	16,632	72,717
1988	Lake Superior St. (33-7-6)	Frank Anzalone	4-3 (ot)	St. Lawrence	Lake Placid, N.Y.	7,906	90,682
1989	Harvard (31-3)	Bill Cleary	4-3 (ot)	Minnesota	St. Paul, Minn.	15,406	139,170
1990	Wisconsin (36-9-1)	Jeff Sauer	7-3	Colgate	Detroit	12,716	116,848
1991	Northern Mich. (38-5-4)	Rick Comley	8-7 (3 ot)	Boston U.	St. Paul, Minn.	12,564	106,870
1992	Lake Superior St. (30-9-4)	Jeff Jackson	5-3	#Wisconsin	Albany, N.Y.	12,891	67,363
1993	Maine (42-1-2)	Shawn Walsh	5-4	Lake Superior St.	Milwaukee	17,704	80,433
1994	Lake Superior St. (31-10-4)	Jeff Jackson	9-1	Boston U.	St. Paul, Minn.	15,197	76,016
1995	Boston U. (31-6-3)	Jack Parker	6-2	Maine	Providence, R.I.	11,484	65,624
1996	Michigan (33-7-2)	Gordon "Red" Berenson	3-2 (ot)	Colorado Col.	Cincinnati	12,957	65,778
1997	North Dakota (31-10-2)	Dean Blais	6-4	Boston U.	Milwaukee	17,537	84,728
1998	Michigan (32-11-1)	Gordon "Red" Berenson	3-2 (ot)	Boston College	Boston	18,276	79,362
1999	Maine (31-6-4)	Shawn Walsh	3-2 (ot)	New Hampshire	Anaheim, Calif.	14,447	56,847
2000	North Dakota (31-8-5)	Dean Blais	4-2	Boston College	Providence, R.I.	11,484	69,421
2001	Boston College (33-8-2)	Jerry York	3-2 (ot)	North Dakota	Albany, N.Y.	13,667	77,168
2002	Minnesota (32-8-4)	Don Lucia	4-3 (ot)	Maine	St. Paul, Minn.	19,324	94,135
2003	Minnesota (30-8-9)	Don Lucia	5-1	New Hampshire	Buffalo, N.Y.	18,759	121,261
2004	Denver (27-12-5)	George Gwozdecky	1-0	Maine	Boston	18,597	96,327
2005	Denver (32-9-2)	George Gwozdecky	4-1	North Dakota	Columbus, Ohio	17,155	101,082
2006	Wisconsin (30-10-3)	Mike Eaves	2-1	Boston College	Milwaukee	17,758	117,970
2007	Michigan St. (26-13-3)	Rick Comley	3-1	Boston College	St. Louis	19,432	—NA—

#Participation in the tournament vacated by the NCAA Committee on Infractions.

Attendance figures from 1948-79 are from game summaries or newspaper accounts; figures from 1980 to present are from NCAA financial reports.

Leading Scorers, Year-by-Year

Year	Player, School	G	A	P
1948	Wally Gacek, Michigan	5	3	8
1949	Gil Burford, Michigan	3	4	7
1950	Chris Ray, Colorado Col.	5	4	9
	Tony Frasca, Colorado Col.	3	6	9
1951	Omer Brandt, Colorado Col.	3	3	6
1952	George Chin, Michigan	2	2	4
	Doug Philpott, Michigan	1	3	4
1953	George Chin, Michigan	2	4	6
	Doug Philpott, Michigan	3	3	6
1954	Dick Dougherty, Minnesota	6	3	9
	John Mayasich, Minnesota	4	5	9
	Bill McFarland, Michigan	4	5	9
1955	Bill Cleary, Harvard	5	0	5
	Bill McFarland, Michigan	4	1	5
1956	Neil MacDonald, Michigan	0	5	5
1957	Bob McCusker, Colorado Col.	7	2	9
1958	Grant Childerhose, Clarkson	0	5	5
	Bob Van Lammers, Clarkson	5	0	5
1959	Bill Daley, Boston College	2	3	5
1960	Paul Coppo, Michigan Tech	2	5	7
1961	Bill Masterton, Denver	5	3	8
1962	John Ivanitz, Michigan Tech	4	2	7
1963	Al McLean, North Dakota	3	2	5
	Bob Hamill, Denver	3	2	5
1964	Tom Polonic, Michigan	1	4	5
	Gordon Wilkie, Michigan	0	5	5
1965	Gary Milroy, Michigan Tech	3	3	6
1966	John McLennan, Clarkson	1	4	5
1967	Walt Stanowski, Cornell	2	2	4
	Brian McAndrew, Michigan St.	2	2	4
	Tom Mikkola, Michigan St.	2	2	4
1968	Brian Cornell, Cornell	4	0	4
	John Hughes, Cornell	0	4	4
1969	Keith Magnuson, Denver	1	5	6
1970	Bob Poffenroth, Wisconsin	2	5	7
1971	Dean Blais, Minnesota	4	1	5
1972	Ron Anderson, Boston U.	2	2	4
	Ric Jordan, Boston U.	2	2	4
	Dave Westner, Cornell	4	0	4
	Gary Winchester, Wisconsin	3	1	4
1973	*Peter McNabb, Denver	3	5	8
	(Bob Reardon, Boston College)	4	1	5
1974	Jim McMahon, Harvard	3	3	6
1975	Bob D'Alvise, Michigan Tech	3	3	6
	Terry Meagher, Boston U.	5	1	6
	Bill Robbins, Boston U.	0	6	6
1976	Tom Vannelli, Minnesota	2	5	7
1977	Rick Meagher, Boston U.	4	3	7
	Dave Silk, Boston U.	5	2	7
1978	Jack O'Callahan, Boston U.	0	6	6
	Dave Silk, Boston U.	3	3	6
1979	Mark Taylor, North Dakota	1	5	6
1980	Phil Sykes, North Dakota	3	4	7
1981	Aaron Broten, Minnesota	6	7	13
1982	Phil Sykes, North Dakota	6	2	8
1983	Pat Flatley, Wisconsin	3	6	9
1984	Lyle Phair, Michigan St.	3	5	8
1985	Bill Watson, Minn. Duluth	3	6	9
1986	Lane MacDonald, Harvard	4	7	11
	Mitch Messier, Michigan St.	5	6	11
1987	Tony Hrkac, North Dakota	3	9	12
1988	Pete Lappin, St. Lawrence	5	3	8
1989	Rob Gaudreau, Providence	6	4	10
1990	Tony Amonte, Boston U.	7	6	13
1991	Dave Trombley, Clarkson	3	8	11
1992	Brian Rolston, Lake Superior St.	4	4	8
1993	Jim Montgomery, Maine	5	4	9
1994	Gerald Tallaire, Lake Superior St.	3	7	10
1995	Nick Checco, Minnesota	3	2	5
	Kaj Linna, Boston U.	3	2	5
	Steve Thornton, Boston U.	1	4	5
1996	Brendan Concannon, Mass.-Lowell	2	4	6
	Brendan Morrison, Michigan	2	4	6
	Bill Muckalt, Michigan	4	2	6
1997	Casey Hankinson, Minnesota	3	3	6
	Matt Henderson, North Dakota	4	2	6
1998	Matt Herr, Michigan	2	4	6
	Mark Kosick, Michigan	3	3	6
1999	Steve Kariya, Maine	4	4	8

Year	Player, School	G	A	P
2000	Brian Gionta, Boston College	4	3	7
2001	Bryan Lundbohm, North Dakota	2	5	7
2002	Robert Liscak, Maine	4	3	7
2003	Thomas Vanek, Minnesota	5	3	8
2004	Evan Schwabe, Minn. Duluth	2	4	6
2005	Gabe Gauthier, Denver	6	5	11
2006	Chris Collins, Boston College	3	3	6
	Joe Pavelski, Wisconsin	3	3	6
	Jonathan Toews, North Dakota	3	3	6
	Travis Zajac, North Dakota	3	3	6
2007	T.J. Oshie, North Dakota	4	4	8

*Participation in the tournament vacated by the NCAA Committee on Infractions.

All-Tournament Teams

*Most Outstanding Player(s).
#Participation in tournament vacated.

1948

- G—Bernie Burke, Boston College
- D—Connie Hill, Michigan
- D—Ron Newson, Colorado Col.
- F—Wally Grant, Michigan
- F—Bill Riley, Dartmouth
- F—Joe Riley, Dartmouth *

1949

- G—Dick Desmond, Dartmouth *
- D—Ed Songin, Boston College
- D—Mike Thayer, Dartmouth
- F—Wally Grant, Michigan
- F—Jack Mulhern, Boston College
- F—Joe Riley, Dartmouth

1950

- G—Ralph Bevins, Boston U. *
- D—Ross Smith, Michigan
- D—Jim Starrak, Colorado Col.
- F—Bill Anderson, Boston U.
- F—Tony Frasca, Colorado Col.
- F—Jack Garrity, Boston U.

1951

- G—Don Whiston, Brown *
- D—Bob Heathcott, Michigan
- D—Jim Starrak, Colorado Col.
- F—Gil Burford, Michigan
- F—Neil Celley, Michigan
- F—John Matchefts, Michigan

1952

- G—Ken Kinsley, Colorado Col. *
- D—Jim Haas, Michigan
- D—Len Maccini, Colorado Col.
- F—George Chin, Michigan
- F—John McKennell, Michigan
- F—Doug Philpott, Michigan

1953

- G—Jim Mattson, Minnesota
- D—Alex MacLellan, Michigan
- D—Tom Wegleitner, Minnesota
- F—John Matchefts, Michigan *
- F—Dick Meredith, Minnesota
- F—Abbie Moore, Rensselaer

1954

- G—Bob Fox, Rensselaer
- D—Jim Pope, Rensselaer
- D—Ken Yackel, Minnesota
- F—Frank Chiarelli, Rensselaer
- F—John Mayasich, Minnesota
- F—Abbie Moore, Rensselaer *
- F—Gordie Peterkin, Rensselaer

1955

- G—Lorne Howes, Michigan
- D—Phil Hilton, Colorado Col. *
- D—Doug Silverberg, Colorado Col.
- F—Bill Cleary, Harvard
- F—Bill McFarland, Michigan
- F—Tom Rendall, Michigan

1956

- G—Lorne Howes, Michigan *
- D—Bob Pitts, Michigan

- D—Bob Schiller, Michigan
- F—Pete Aubry, Michigan Tech
- F—Tom Rendall, Michigan
- F—Ed Switzer, Michigan

1957

- G—Ed Macdonald, Clarkson
- D—Bob Pitts, Michigan
- D—Don Wishart, Colorado Col.
- F—Bill Hay, Colorado Col.
- F—Bob McCusker, Colorado Col. *
- F—Tom Rendall, Michigan

1958

- G—Rodney Schneck, Denver
- D—Bill Steenson, North Dakota
- D—Ed Zemrau, Denver
- F—Jim Brown, Denver
- F—Murray Massier, Denver *
- F—Bob Van Lammers, Clarkson

1959

- G—Joe Selinger, Michigan St.
- D—Joe Jangro, Boston College
- D—Pat Presley, St. Lawrence
- F—Bill MacKenzie, Michigan St.
- F—Reg Morelli, North Dakota *
- F—Ed Thomlinson, North Dakota

1960

- G—Barry Urbanski, Boston U. *
- D—Marty Howe, Denver
- D—George Konik, Denver
- F—Lou Angotti, Michigan Tech *
- F—Paul Coppo, Michigan Tech
- F—Bob Marquis, Boston U. *

1961

- G—Mike Larson, Minnesota
- D—Marty Howe, Denver
- D—Grant Munro, Denver
- F—Trent Beatty, Denver
- F—Bill Mastrelli, Denver *
- F—Jerry Walker, Denver

1962

- G—Richie Broadbelt, St. Lawrence
- D—Henry Akervall, Michigan Tech
- D—Elov Seger, Michigan Tech
- F—Lou Angotti, Michigan Tech *
- F—Red Berenson, Michigan
- F—John Ivanitz, Michigan Tech

1963

- G—Tom Apprille, Boston College
- D—George Goodacre, North Dakota
- D—Don Ross, North Dakota
- F—Al McLean, North Dakota *
- F—Dave Merrifield, North Dakota
- F—Don Stokaluk, North Dakota

1964

- G—Bob Gray, Michigan *
- D—Tom Polonic, Michigan
- D—Wayne Smith, Denver
- F—Andy Herrebut, Denver
- F—Bill Staub, Denver
- F—Gordon Wilkie, Michigan

1965

- G—Tony Esposito, Michigan Tech
- D—Dennis Huculak, Michigan Tech
- D—Pete Leiman, Michigan Tech
- F—John Cuniff, Boston College
- F—Gary Milroy, Michigan Tech *
- F—Wayne Weller, Michigan Tech

1966

- G—Gaye Cooley, Michigan St. *
- D—Don Heaphy, Michigan St.
- D—Wayne Smith, Denver
- F—Mike Coppo, Michigan St.
- F—Tom Hurley, Clarkson
- F—Brian McAndrew, Michigan St.

1967

- G—Ken Dryden, Cornell
- D—Harry Orr, Cornell
- D—Walt Stanowski, Cornell *
- F—Mike Doran, Cornell
- F—Tom Mikkola, Michigan St.
- F—Jim Quinn, Boston U.

1968

G—Gerry Powers, Denver *
 D—Terry Abram, North Dakota
 D—Keith Magnuson, Denver
 F—Brian Cornell, Cornell
 F—Bob Munro, North Dakota
 F—Bob Trembecky, Denver

1969

G—Gerry Powers, Denver
 D—Keith Magnuson, Denver *
 D—Bruce Pattison, Cornell
 F—Brian Cornell, Cornell
 F—Tom Miller, Denver
 F—Bob Trembecky, Denver

1970

G—Bruce Bullock, Clarkson
 D—Steve Giuliani, Cornell
 D—Dan Lodboa, Cornell *
 F—John Hughes, Cornell
 F—Rick Magnusson, Clarkson
 F—Bob Poffenroth, Wisconsin

1971

G—Dan Brady, Boston U. *
 D—Bob Brown, Boston U.
 D—Bruce McIntosh, Minnesota
 F—Dean Blais, Minnesota
 F—Don Cahoon, Boston U.
 F—Steve Stirling, Boston U.

1972

G—Tim Regan, Boston U. *
 D—Bob Brown, Boston U.
 D—Ric Jordan, Boston U.
 F—John Danby, Boston U.
 F—Bob Krieger, Denver
 F—Dave Westner, Cornell
 F—Gary Winchester, Wisconsin

1973

G—Jim Makey, Wisconsin
 D—Bruce Affleck, Denver #
 D—John Taft, Wisconsin
 F—Stan Hinkley, Wisconsin
 F—Peter McNab, Denver #
 F—Dean Talafous, Wisconsin *

1974

G—Brad Shelstad, Minnesota *
 D—Les Auge, Minnesota
 D—Jim Nahrgang, Michigan Tech
 F—Steve Jensen, Michigan Tech
 F—Jim McMahan, Harvard
 F—Mike Polich, Minnesota

1975

G—Jim Warden, Michigan Tech *
 D—Reed Larson, Minnesota
 D—Bob Lorimer, Michigan Tech
 F—Bob D'Alvise, Michigan Tech
 F—Steve Jensen, Michigan Tech
 F—Warren Miller, Minnesota

1976

No team named
 MOP—Tom Vannelli, F, Minnesota

1977

G—Julian Baretta, Wisconsin *
 D—Craig Norwich, Wisconsin
 D—John Taft, Wisconsin
 F—Dave Debol, Michigan
 F—Rick Meagher, Boston U.
 F—Dave Silk, Boston U.

1978

G—Paul Skidmore, Boston College
 D—Dick Lamby, Boston U.
 D—Jack O'Callahan, Boston U. *
 F—Mark Fidler, Boston U.
 F—Joe Mullen, Boston College
 F—Dave Silk, Boston U.

1979

G—Steve Janaszak, Minnesota *
 D—Mike Ramsey, Minnesota
 D—Howard Walker, North Dakota
 F—Steve Christoff, Minnesota
 F—Eric Strobel, Minnesota

F—Mark Taylor, North Dakota

1980

G—Steve Weeks, Northern Mich.
 D—Marc Chorney, North Dakota
 D—Tom Laidlaw, Northern Mich.
 F—Roy Kerling, Cornell
 F—Doug Small, North Dakota *
 F—Phil Sykes, North Dakota

1981

G—Marc Behrend, Wisconsin *
 D—Mike Knoke, Minnesota
 D—Tim Watters, Michigan Tech
 F—Steve Bozek, Northern Mich.
 F—Aaron Broten, Minnesota
 F—John Newberry, Wisconsin

1982

G—Darren Jensen, North Dakota
 D—Bruce Driver, Wisconsin
 D—James Patrick, North Dakota
 F—Cary Eades, North Dakota
 F—John Newberry, Wisconsin
 F—Phil Sykes, North Dakota *

1983

G—Marc Behrend, Wisconsin *
 D—Chris Chelios, Wisconsin
 D—Mark Fusco, Harvard
 F—Pat Flatley, Wisconsin
 F—Scott Fusco, Harvard
 F—Paul Houck, Wisconsin

1984

G—Rick Kosti, Minn. Duluth
 G—Gary Kruzich, Bowling Green *
 D—Dave Ellett, Bowling Green
 D—Gary Galley, Bowling Green
 F—Dean Barsness, North Dakota
 F—Bob Lasko, Minn. Duluth
 F—Lyle Phair, Michigan St.

1985

G—Chris Terreri, Providence *
 D—Tim Friday, Rensselaer
 D—Ken Hammond, Rensselaer
 F—Adam Oates, Rensselaer
 F—George Servinis, Rensselaer
 F—Bill Watson, Minn. Duluth

1986

G—Norm Foster, Michigan St.
 D—Mark Benning, Harvard
 D—Don McSween, Michigan St.
 F—Allen Bourbeau, Harvard
 F—Mike Donnelly, Michigan St. *
 F—Jeff Parker, Michigan St.

1987

G—Ed Belfour, North Dakota
 D—Ian Kidd, North Dakota
 D—Chris Luongo, Michigan St.
 D—Don McSween, Michigan St.
 F—Tony Hrkac, North Dakota *
 F—Bob Joyce, North Dakota
 F—Corey Millen, Minnesota

1988

G—Bruce Hoffort, Lake Superior St. *
 D—Kord Cernich, Lake Superior St.
 D—Brian McColgan, St. Lawrence
 F—David Capuano, Maine
 F—Mike de Carle, Lake Superior St.
 F—Pete Lappin, St. Lawrence

1989

G—Allain Roy, Harvard
 D—Todd Richards, Minnesota
 D—Kevin Sneddon, Harvard
 F—Jon Anderson, Minnesota
 F—Ted Donato, Harvard *
 F—Lane MacDonald, Harvard

1990

G—Duane Derksen, Wisconsin
 D—Rob Andringa, Wisconsin
 D—Mark Osiecki, Wisconsin
 F—John Byce, Wisconsin
 F—Joel Gardner, Colgate
 F—Chris Tancill, Wisconsin *

1991

G—Bill Pye, Northern Mich.
 D—Lou Melone, Northern Mich.
 D—Brad Werenka, Northern Mich.
 F—Tony Amonte, Boston U.
 F—Scott Beattie, Northern Mich. *
 F—Jean-Yves Roy, Maine

1992

G—Darrin Madeley, Lake Superior St.
 D—Mark Astley, Lake Superior St.
 D—Barry Richter, Wisconsin #
 F—Paul Constantin, Lake Superior St. *
 F—Brian Rolston, Lake Superior St.
 F—Jason Zent, Wisconsin #

1993

G—Garth Snow, Maine
 D—Chris Imes, Maine
 D—Michael Smith, Lake Superior St.
 F—Paul Kariya, Maine
 F—Jim Montgomery, Maine *
 F—Brian Rolston, Lake Superior St.

1994

G—Blaine Lacher, Lake Superior St.
 D—Keith Aldridge, Lake Superior St.
 D—Steven Barnes, Lake Superior St.
 F—Clayton Beddoes, Lake Superior St.
 F—Mike Pomichter, Boston U.
 F—Sean Tallaire, Lake Superior St. *

1995

G—Blair Allison, Maine
 D—Chris Imes, Maine
 D—Kaj Linna, Boston U.
 F—Shawn Bates, Boston U.
 F—Chris O'Sullivan, Boston U. *
 F—Dan Shermerhorn, Maine

1996

G—Marty Turco, Michigan
 D—Steven Halko, Michigan
 D—Scott Swanson, Colorado Col.
 F—Peter Geronazzo, Colorado Col.
 F—Brendan Morrison, Michigan *
 F—Martin St. Louis, Vermont

1997

G—Aaron Schweitzer, North Dakota
 D—Curtis Murphy, North Dakota
 D—Tom Poti, Boston U.
 F—Chris Drury, Boston U.
 F—Matt Henderson, North Dakota *
 F—David Hoogsteen, North Dakota

1998

G—Marty Turco, Michigan *
 D—Bubba Berenzweig, Michigan
 D—Mike Mottau, Boston College
 F—Mark Kosick, Michigan
 F—Josh Langfeld, Michigan
 F—Marty Reasoner, Boston College

1999

G—Alfie Michaud, Maine *
 D—David Cullen, Maine
 D—Jayme Filipowicz, New Hampshire
 F—Niko Dimitrakos, Maine
 F—Jason Krog, New Hampshire
 F—Mike Souza, New Hampshire

2000

G—Karl Goehring, North Dakota
 D—Mike Commodore, North Dakota
 D—Mike Mottau, Boston College
 F—Jeff Farkas, Boston College
 F—Lee Goren, North Dakota *
 F—Bryan Lundbohm, North Dakota

2001

G—Scott Clemmensen, Boston College
 D—Travis Roche, North Dakota
 D—Rob Scuderi, Boston College
 F—Chuck Kobasew, Boston College *
 F—Krys Kolanos, Boston College
 F—Bryan Lundbohm, North Dakota

2002

G—Adam Hauser, Minnesota
 D—Peter Metcalf, Maine

D—Michael Schutte, Maine
 F—Robert Liscak, Maine
 F—John Pohl, Minnesota
 F—Grant Potulny, Minnesota *

2003

G—Travis Weber, Minnesota
 D—Matt DeMarchi, Minnesota
 D—Paul Martin, Minnesota
 F—Nathan Martz, New Hampshire
 F—Steve Saviano, New Hampshire
 F—Thomas Vanek, Minnesota *

2004

G—Adam Berkhoel, Denver *
 D—Ryan Caldwell, Denver
 D—Prestin Ryan, Maine
 F—Connor James, Denver
 F—Junior Lessard, Minn. Duluth
 F—Dustin Penner, Maine

2005

G—Peter Mannino, Denver *
 D—Matt Carle, Denver
 D—Brett Skinner, Denver
 F—Gabe Gauthier, Denver
 F—Paul Stastny, Denver
 F—Travis Zajac, North Dakota

2006

G—Brian Elliott, Wisconsin
 D—Tom Gilbert, Wisconsin
 D—Brett Motherwell, Boston College
 F—Adam Burish, Wisconsin
 F—Chris Collins, Boston College
 F—Robbie Earl, Wisconsin *

2007

G—Jeff Lerg, Michigan St.
 D—Nathan Gerbe, Boston College
 F—Justin Abdelkader, Michigan St. *
 F—Brian Boyle, Boston College
 F—Tyler Howells, Michigan St.
 F—Tim Kennedy, Michigan St.

Individual Records

(Note: Records established beginning in 1981 are from eight-team format. Records established beginning in 1988 are from 12-team format. Records established beginning in 1992 are from 12-team, single-elimination format. The bracket was expanded to 16 teams, with a single-elimination format, in 2003.)

ALL GAMES**GOALS**

5—Carl Lawrence, Colorado Col. vs. Boston College, 1950 (semifinal); Gil Burford, Michigan vs. Boston College, 1950 (third place).

GOALS, TOURNAMENT

7—Bob McCusker, Colorado Col., 1957 (2 games); Shawn Heaphy, Michigan St., 1989 (5 games); Tony Amonte, Boston U., 1990 (7 games).

GOALS, CAREER

14—Corey Millen, Minnesota, 1983 and 1985-87.

FASTEST GAME-OPENING GOAL

:06—David Emma, Boston College vs. Minnesota, 1990 (quarterfinal).

FASTEST CONSECUTIVE GOALS

:13—Bert Dunn, Michigan vs. Boston U., 1953 (semifinal).

FASTEST HAT TRICK

4:20—Warren Miller, Minnesota vs. Harvard, 1975 (semifinal, third period).

ASSISTS

5—Bob Poffenroth, Wisconsin vs. Michigan Tech, 1970 (third place); Kevin Miller, Michigan St. vs. Boston College, 1986 (first round, Game 1); Gino Guyer, Minnesota vs. Mercyhurst, 2003 (West Regional semifinal).

ASSISTS, TOURNAMENT

9—Tony Hrkac, North Dakota, 1987 (4 games); Shawn McEachern, Boston U., 1990 (7 games).

ASSISTS, CAREER

17—Larry Olimb, Minnesota, 1989-92.

POINTS

7—John Mayasich, Minnesota vs. Boston College, 1954 (semifinal) (3 goals, 4 assists).

POINTS, TOURNAMENT

13—Aaron Broten, Minnesota, 1981 (4 games, 6 goals, 7 assists); Tony Amonte, Boston U., 1990 (7 games, 7 goals, 6 assists).

POINTS, CAREER

23—Jim Dowd, Lake Superior St., 1988-91 (8 goals, 15 assists).

PENALTIES

8—Randy Skarda, Minnesota vs. Maine, 1988 (third place).

FEWEST GOALS ALLOWED, TOURNAMENT**(Min. 2 Games and played in half of the team minutes)**

1—Ken Dryden, Cornell, 1967 (74 saves, 2 games); Gerry Powers, Denver, 1968 (31 saves, 2 games); Tim Regan, Boston U., 1972 (65 saves, 2 games); Jordan Parise, North Dakota, 2004 (37 saves, 2 games).

SHUTOUTS, TOURNAMENT

2—Adam Berkhoel, Denver, 2004 (vs. North Dakota and vs. Maine); Brian Elliott, Wisconsin, 2006 (vs. Bemidji St. and vs. Cornell); Cory Schneider, Boston College, 2006 (vs. Miami [Ohio] and vs. Boston U.).

SHUTOUTS, CAREER

3—Cory Schneider, Boston College, 2005-06-07.

SAVES

77—Rick DiPietro, Boston U. vs. St. Lawrence, 2000 (East Regional, 4 ot).

SAVES, TOURNAMENT

185—Chris Terreri, Providence, 1985 (4 games).

SAVES, CAREER

356—Scott Clemmensen, Boston College, 1998-01.

SAVE PERCENTAGE, TOURNAMENT**(Min. 2 Games and 100 Minutes)**

.986—Ken Dryden, Cornell, 1967 (1 goal allowed, 71 saves).

SAVE PERCENTAGE, CAREER**(Min. 4 Games and 200 Minutes)**

.948—Chris Terreri, Providence, 1983 and 1985 (15 goals allowed, 275 saves).

GOALS-AGAINST AVERAGE, TOURNAMENT**(Min. 2 Games and 100 Minutes)**

0.50—Ken Dryden, Cornell, 1967 (1 goal allowed); Gerry Powers, Denver, 1968 (1 goal allowed); Tim Regan, Boston U., 1972 (1 goal allowed); Jordan Parise, North Dakota, 2004 (1 goal allowed).

GOALS-AGAINST AVERAGE, CAREER**(Min. 4 Games and 200 Minutes)**

1.50—Gerry Powers, Denver, 1968-69 (6 goals allowed).

GOALIE VICTORIES, TOURNAMENT

4—11 players (most recent: Jeff Lerg, Michigan St., 2007).

GOALIE VICTORIES, CAREER

10—Scott Clemmensen, Boston College, 1998-01 (3 losses).

GOALIE WINNING PERCENTAGE, CAREER**(Min. 4 Decisions)**

1.000—Seven players (best perfect record: 5-0, Darren Jensen, North Dakota, 1980 and 1982).

CHAMPIONSHIP GAME**GOALS**

4—Chris Ray, Colorado Col. vs. Boston U., 1950; Bob McCusker, Colorado Col. vs. Michigan, 1957; Doug Smail, North Dakota vs. Northern Mich., 1980.

FASTEST GAME-OPENING GOAL

:20—Luc St. Jean, Clarkson vs. Cornell, 1970.

FASTEST CONSECUTIVE GOALS

:51—John MacMillan, Denver vs. Michigan Tech, 1960 (third period).

FASTEST HAT TRICK

4:35—Jim Montgomery, Maine vs. Lake Superior St., 1993 (third period).

ASSISTS

4—Tom Vannelli, Minnesota vs. Michigan Tech, 1976; Phil Sykes, North Dakota vs. Northern Mich., 1980; Gerald Tallaire, Lake Superior St. vs. Boston U., 1994.

POINTS

6—Wally Gacek, Michigan vs. Dartmouth, 1948 (3 goals, 3 assists); Chris Ray, Colorado Col. vs. Boston U., 1950 (4 goals, 2 assists); Bob McCusker, Colorado Col. vs. Michigan, 1957 (4 goals, 2 assists).

PENALTIES

4—Bunt Hubchik, Colorado Col. vs. Michigan, 1955; Ed Zemrau, Denver vs. North Dakota, 1958; Bob Pallante, Michigan Tech vs. Clarkson, 1962; Craig Woodcroft, Colgate vs. Wisconsin, 1990.

FEWEST GOALS ALLOWED

0—Gerry Powers, Denver vs. North Dakota, 1968; Tim Regan, Boston U. vs. Cornell, 1972; Adam Berkhoel, Denver vs. Maine, 2004.

SAVES

55—Rick Kosti, Minn. Duluth vs. Bowling Green, 1984 (4 ot).

Team Records

(Note: Records established beginning in 1981 are from eight-team format. Records established beginning in 1988 are from 12-team format. Records established beginning in 1992 are from 12-team, single-elimination format. The bracket was expanded to 16 teams, with a single-elimination format, in 2003.)

ALL GAMES**GOALS**

14—Michigan vs. Boston U., (2), 1953 (semifinal); Minnesota vs. Boston College (1), 1954 (semifinal).

GOALS, BOTH TEAMS

19—Colorado Col. (13) vs. Michigan (6), 1957 (final).

GOALS, PERIOD

10—Colorado Col. vs. Boston U., 1950 (final, third).

GOALS, BOTH TEAMS, PERIOD

13—Colorado Col. (10) vs. Boston U. (3), 1950 (final, third).

GOALS, TOURNAMENT

30—Boston U., 1990 (seven games).

GOALS, LOSING TEAM

7—Boston U. vs. Brown (8), 1976 (third place); Boston U. vs. Northern Mich. (8), 1991 (final, 3 ot).

FEWEST GOALS

0—36 times (most recent: Twice in 2007).

FEWEST GOALS, BOTH TEAMS

1—Cornell (1) vs. North Dakota (0), 1967 (semifinal); Denver (1) vs. Harvard (0), 1971 (third place); Boston College (1) vs. Ohio St. (0), 2003 (East Regional semifinal); Denver (1) vs. North Dakota (0), 2004 (West Regional final); Denver (1) vs. Maine (0), 2004 (National final); Minnesota (1) vs. Maine (0) (ot), 2005 (West Regional semifinal); Michigan St. (1) vs. New Hampshire (0), 2006 (East Regional semifinal); Wisconsin (1) vs. Cornell (0) (3 ot), 2006 (Midwest Regional final); Massachusetts (1) vs. Clarkson (0) (ot), 2007 (East Regional semifinal).

WINNING MARGIN

13—Minnesota (14) vs. Boston College (1), 1954 (semifinal).

LARGEST MARGIN OVERCOME

4—Wisconsin (6) vs. Cornell (5), 1973 (trailed 4-0, semifinal, ot); Boston U. (6) vs. New Hampshire (5), 1977 (trailed 5-1, third place).

FASTEST CONSECUTIVE GOALS

:05—Michigan (Gordon McMillan and Wally Gacek) vs. Dartmouth, 1948 (final).

FASTEST CONSECUTIVE GOALS, BOTH TEAMS

:07—Michigan Tech (Bill Terry), then Minnesota (Aaron Broten), 1981 (semifinal).

ASSISTS

19—Boston U. vs. Harvard, 1975 (third place, 10 goals).

ASSISTS, BOTH TEAMS

27—Boston U. (19) vs. Harvard (8), 1975 (third place, 15 goals).

ASSISTS, TOURNAMENT

52—Clarkson, 1991 (6 games).

FEWEST ASSISTS (Excluding Shutouts)

0—12 times (most recent: Maine (2) vs. Wisconsin (1) (ot), 2004 [East Regional final, 2 goals]).

FEWEST ASSISTS, BOTH TEAMS

1—Boston College (1) vs. Ohio St. (0), 2003 (East Regional semifinal, 1 goal); Denver (1) vs. Maine (0), 2004 (National final, 1 goal); Wisconsin (1) vs. Cornell (0), 2006 (Midwest Regional final, 1 goal, 3 ot).

POINTS

30—Colorado Col. vs. Michigan, 1957 (final, 13 goals, 17 assists); Denver vs. St. Lawrence, 1961 (final, 12 goals, 18 assists).

POINTS, BOTH TEAMS

42—Boston U. (10 goals, 19 assists) vs. Harvard (5 goals, 8 assists), 1975 (third place).

POINTS, TOURNAMENT

81—Clarkson, 1991 (29 goals, 52 assists, 6 games).

FEWEST POINTS (Excluding Shutouts)

1—10 times (most recent: Quinnipiac vs. Cornell, 2002 East Regional first round, 1 goal).

FEWEST POINTS, BOTH TEAMS

2—Boston College (1 goal, 1 assist) vs. Ohio St., 2003 (East Regional semifinal); Denver (1 goal, 1 assist) vs. Maine, 2004 (National final); Wisconsin (1 goal, 1 assist) vs. Cornell, 2006 (Midwest Regional final, 3 ot).

PENALTIES

23—Minnesota vs. Maine, 1988 (third place).

PENALTIES, BOTH TEAMS

43—Minnesota (23) vs. Maine (20), 1988 (third place).

FEWEST PENALTIES

0—Boston College vs. Michigan, 1950 (third place); Michigan vs. Boston College, 1950 (third place); Boston U. vs. Denver, 1960 (semifinal); Harvard vs. Boston U., 1974 (third place); Miami (Ohio) vs. Cornell, 1997 (West Regional).

FEWEST PENALTIES, BOTH TEAMS

0—Michigan vs. Boston College, 1950 (third place).

SHOTS ON GOAL

80—St. Lawrence vs. Boston U., 2000 (East Regional second round, 4 ot).

SHOTS ON GOAL, BOTH TEAMS

154—Boston U. (74) vs. St. Lawrence (80), 2000 (East Regional second round, 4 ot).

SHOTS ON GOAL, PERIOD

26—Minnesota vs. Providence, 1983 (third place, third, 2 goals).

SHOTS ON GOAL, BOTH TEAMS, PERIOD

40—Minnesota (23) vs. Michigan St. (17), 1986 (semifinal, second, 5 goals).

FEWEST SHOTS ON GOAL

9—Boston College vs. Denver, 1968 (semifinal, 1 goal).

FEWEST SHOTS ON GOAL, BOTH TEAMS

38—Denver (29) vs. Boston College (9), 1968 (semifinal, 5 goals).

FEWEST SHOTS ON GOAL, PERIOD

0—Wisconsin vs. Cornell, 1970 (semifinal, third); Northern Mich. vs. Harvard, 1993 (East Regional, third).

FEWEST SHOTS ON GOAL, BOTH TEAMS,**PERIOD**

6—Harvard (6) vs. Northern Mich. (0), 1993 (East Regional, third, 0 goals).

LONGEST GAME

123:53—St. Lawrence (3) vs. Boston U. (2), 2000 (East Regional second round, 4 ot).

CHAMPIONSHIP GAME**GOALS**

13—Colorado Col. vs. Boston U. (4), 1950; Colorado Col. vs. Michigan (6), 1957.

GOALS, BOTH TEAMS

19—Colorado Col. (13) vs. Michigan (6), 1957.

GOALS, PERIOD

10—Colorado Col. vs. Boston U., 1950 (third).

GOALS, BOTH TEAMS, PERIOD

13—Colorado Col. (10) vs. Boston U. (3), 1950 (third).

GOALS, LOSING TEAM

7—Boston U. vs. Northern Mich. (8), 1991 (3 ot).

FEWEST GOALS

0—North Dakota vs. Denver (4), 1968; Cornell vs. Boston U. (4), 1972; Maine vs. Denver (1), 2004.

FEWEST GOALS, BOTH TEAMS

1—Denver (1) vs. Maine (0), 2004.

WINNING MARGIN

10—Denver (12) vs. St. Lawrence (2), 1961.

LARGEST MARGIN OVERCOME

3—Minnesota (6) vs. Michigan Tech (4), 1976 (trailed 3-0); Northern Mich. (8) vs. Boston U. (7), 1991 (trailed 3-0, 3 ot).

FASTEST CONSECUTIVE GOALS

:05—Michigan (Gordon McMillan and Wally Gacek) vs. Dartmouth, 1948 (third period).

FASTEST CONSECUTIVE GOALS, BOTH TEAMS

:08—Boston U. (Jack Garrity), then Colorado Col. (Tony Frasca), 1950.

ASSISTS

18—Denver vs. St. Lawrence, 1961 (12 goals).

ASSISTS, BOTH TEAMS

23—Northern Mich. (12) vs. Boston U. (11), 1991 (3 ot) (15 goals).

FEWEST ASSISTS (Excluding Shutouts)

1—Brown vs. Michigan, 1951 (1 goal); Colorado Col. vs. Michigan, 1952 (1 goal); Clarkson vs. Michigan Tech, 1962 (1 goal); Denver vs. Maine, 2004 (1 goal); Boston College vs. Michigan St., 2007 (1 goal).

FEWEST ASSISTS, BOTH TEAMS

1—Denver (1) vs. Maine (0), 2004 (1 goal).

POINTS

30—Colorado Col. vs. Michigan, 1957 (13 goals, 17 assists); Denver vs. St. Lawrence, 1961 (12 goals, 18 assists).

POINTS, BOTH TEAMS

40—Colorado Col. (13 goals, 17 assists) vs. Michigan (6 goals, 4 assists), 1957.

FEWEST POINTS (Excluding Shutouts)

2—Brown vs. Michigan, 1951 (1 goal, 1 assist); Colorado Col. vs. Michigan, 1952 (1 goal, 1 assist); Clarkson vs. Michigan Tech, 1962 (1 goal, 1 assist); Denver vs. Maine, 2004 (1 goal, 1 assist); Boston College vs. Michigan St., 2007 (1 goal, 1 assist).

FEWEST POINTS, BOTH TEAMS

2—Denver (1 goal, 1 assist) vs. Maine (0 goals, 0 assists), 2004.

PENALTIES

18—Colgate vs. Wisconsin, 1990.

PENALTIES, BOTH TEAMS

32—Colgate (18) vs. Wisconsin (14), 1990.

FEWEST PENALTIES

1—Michigan Tech vs. Denver, 1960.

FEWEST PENALTIES, BOTH TEAMS

4—Brown (2) vs. Michigan (2), 1951.

SHOTS ON GOAL

60—Bowling Green vs. Minn. Duluth, 1984 (4 ot) (5 goals).

SHOTS ON GOAL, BOTH TEAMS

96—Bowling Green (60) vs. Minn. Duluth (36), 1984 (4 ot) (9 goals).

SHOTS ON GOAL, PERIOD

23—Colorado Col. vs. Michigan, 1955 (third, 2 goals); North Dakota vs. Denver, 2005 (third, 0 goals).

SHOTS ON GOAL, BOTH TEAMS, PERIOD

36—Michigan Tech (22) vs. Michigan (14), 1956 (first, 7 goals).

FEWEST SHOTS ON GOAL

17—Denver vs. North Dakota, 1963 (5 goals).

FEWEST SHOTS ON GOAL, BOTH TEAMS

41—North Dakota (23) vs. Michigan St. (18), 1987 (8 goals).

FEWEST SHOTS ON GOAL, PERIOD**(Excluding Overtime)**

2—Denver vs. North Dakota, 1963 (third, 1 goal); Michigan St. vs. North Dakota, 1987 (first, 0 goals); Boston U. vs. Lake Superior St., 1994 (first, 0 goals).

FEWEST SHOTS ON GOAL, BOTH TEAMS, PERIOD (Excluding Overtime)

8—Colorado Col. (5) vs. Michigan (3), 1996 (first, 1 goal).

LONGEST GAME

97:11—Bowling Green (5) vs. Minn. Duluth (4), 1984 (4 ot).

LARGEST CROWD

19,432—Michigan St. (3) vs. Boston College (1), 2007, Scottrade Center, St. Louis, Missouri.

Won-Lost-Tied Records in Tournament Play

(Note: Third-place game not played in 1948 and discontinued after 1989. Since then, both semifinal losers are awarded third place.)

Team (Years Participated)	Yrs.	Won	Lost	Tied	Pct.	1st	2nd	3rd	4th
Air Force (2007)	1	0	1	0	.000	0	0	0	0
Ala.-Huntsville (2007)	1	0	1	0	.000	0	0	0	0
Alas. Anchorage (1990-91-92)	3	2	5	0	.286	0	0	0	0
Bemidji St. (2005-06)	2	0	2	0	.000	0	0	0	0
Boston College (1948-49-50-54-56-59-63-65-68-73-78-84-85-86-87-89-90-91-98-99-2000-01-03-04-05-06-07)	27	33	37	0	.471	2	6	6	6
Boston U. (1950-51-53-60-66-67-71-72-74-75-76-77-78-84-86-90-91-92-93-94-95-96-97-98-2000-02-03-05-06-07)	30	34	30	0	.531	4	5	8	3
Bowling Green (1977-78-79-82-84-87-88-89-90)	9	7	13	1	.357	1	0	1	0
Brown (1951-65-76-93)	4	2	5	0	.286	0	1	1	1
Clarkson (1957-58-62-63-66-70-81-82-84-90-91-92-93-95-96-97-98-99-2007)	19	12	22	1	.357	0	3	4	0
Colgate (1981-90-2000-05)	4	3	5	0	.375	0	1	0	0
Colorado Col. (1948-49-50-51-52-55-57-78-95-96-97-98-99-2001-02-03-05-06)	18	17	18	0	.486	2	3	3	2
Cornell (1967-68-69-70-72-73-80-81-86-91-96-97-2002-03-05-06)	16	16	17	0	.485	2	2	2	2
Dartmouth (1948-49-79-80)	4	4	4	0	.500	0	2	2	0
Denver* (1958-60-61-63-64-66-68-69-71-72-86-95-97-99-2002-04-05)	17	25	13	0	.658	7	2	2	2
Ferris St. (2003)	1	1	1	0	.500	0	0	0	0
Harvard (1955-57-58-69-71-74-75-82-83-85-86-87-88-89-93-94-2002-03-04-05-06)	21	14	29	1	.330	1	2	3	6
Holy Cross (2004-06)	2	1	2	0	.333	0	0	0	0
Lake Superior St. (1985-88-89-90-91-92-93-94-95-96)	10	20	11	1	.641	3	1	0	0
Maine (1987-88-89-90-91-92-93-95-99-2000-01-02-03-04-05-06-07)	17	30	19	0	.612	2	3	5	1
Massachusetts (2007)	1	1	1	0	.500	0	0	0	0
Mass.-Lowell (1988-94-96)	3	2	3	1	.417	0	0	0	0
Mercyhurst (2001-03-05)	3	0	3	0	.000	0	0	0	0
Merrimack (1988)	1	2	2	0	.500	0	0	0	0
Miami (Ohio) (1993-97-2004-06-07)	5	1	5	0	.167	0	0	0	0
Michigan (1948-49-50-51-52-53-54-55-56-57-62-64-77-91-92-93-94-95-96-97-98-99-2000-01-02-03-04-05-06-07)	30	44	23	0	.657	9	2	11	0
Michigan St. (1959-66-67-82-83-84-85-86-87-88-89-90-92-94-95-96-97-98-99-2000-01-02-04-06-07)	25	29	27	1	.518	3	2	5	1
Michigan Tech (1956-60-62-65-69-70-74-75-76-81)	10	13	9	0	.591	3	4	1	2
Minnesota (1953-54-61-71-74-75-76-79-80-81-83-85-86-87-88-89-90-91-92-93-94-95-96-97-2001-02-03-04-05-06-07)	31	50	34	0	.595	5	6	6	2
Minn. Duluth (1983-84-85-93-2004)	5	8	7	0	.533	0	1	2	0
Minn. St. Mankato (2003)	1	0	1	0	.000	0	0	0	0
Neb.-Omaha (2006)	1	0	1	0	.000	0	0	0	0
New Hampshire (1977-79-82-83-92-94-95-97-98-99-2000-02-03-04-05-06-07)	17	12	21	0	.364	0	2	2	3
Niagara (2000-04)	2	1	2	0	.333	0	0	0	0
North Dakota (1958-59-63-65-67-68-79-80-82-84-87-90-97-98-99-2000-01-03-04-05-06-07)	22	38	17	0	.691	7	5	4	1
Northeastern (1982-88-94)	3	3	3	1	.500	0	0	1	0
Northern Mich. (1980-81-89-91-92-93-99)	7	10	9	0	.526	1	1	0	1
Notre Dame (2004-07)	2	1	2	0	.333	0	0	0	0
Ohio St. (1998-99-2003-04-05)	5	2	5	0	.286	0	0	1	0
Princeton (1998)	1	0	1	0	.000	0	0	0	0
Providence (1964-78-81-83-85-89-91-96-2001)	9	9	15	0	.375	0	1	1	1
Quinnipiac (2002)	1	0	1	0	.000	0	0	0	0
Rensselaer (1953-54-61-64-84-85-94-95)	8	7	8	1	.469	2	0	2	1
St. Cloud St. (1989-2000-01-02-03-07)	6	0	7	0	.000	0	0	0	0
St. Lawrence (1952-55-56-59-60-61-62-83-87-88-89-92-99-2000-01-07)	16	5	25	0	.167	0	2	2	5
Vermont (1988-96-97)	3	1	4	0	.200	0	0	1	0
Wayne St. (Mich.) (2003)	1	0	1	0	.000	0	0	0	0
Western Mich. (1986-94-96)	3	0	4	0	.000	0	0	0	0
Wisconsin* (1970-72-73-77-78-81-82-83-88-89-90-91-93-94-95-98-2000-01-04-05-06)	21	33	18	2	.642	6	1	2	1
Yale (1952-98)	2	1	2	0	.333	0	0	1	0

*Record adjusted by the NCAA Committee on Infractions.

All-Time Results

1948 Semifinals: Dartmouth 8, Colorado Col. 4; Michigan 6, Boston College 4 (ot). **Championship:** Michigan 8, Dartmouth 4.

1949 Semifinals: Dartmouth 4, Michigan 2; Boston College 7, Colorado Col. 3. **Third Place:** Michigan 10, Colorado Col. 4. **Championship:** Boston College 4, Dartmouth 3.

1950 Semifinals: Colorado Col. 10, Boston College 3; Boston U. 4, Michigan 3. **Third Place:** Michigan 10, Boston College 6. **Championship:** Colorado Col. 13, Boston U. 4.

1951 Semifinals: Michigan 8, Boston U. 2; Brown 8, Colorado Col. 4. **Third Place:** Boston U. 7, Colorado Col. 4. **Championship:** Michigan 7, Brown 1.

1952 Semifinals: Michigan 9, St. Lawrence 3; Colorado Col. 4, Yale 3. **Third Place:** Yale 4, St. Lawrence 1. **Championship:** Michigan 4, Colorado Col. 1.

1953 Semifinals: Minnesota 3, Rensselaer 2; Michigan 14, Boston U. 2. **Third Place:** Rensselaer 6, Boston U. 3. **Championship:** Michigan 7, Minnesota 3.

1954 Semifinals: Minnesota 14, Boston College 1; Rensselaer 6, Michigan 4. **Third Place:** Michigan 7, Boston College 2. **Championship:** Rensselaer 5, Minnesota 4 (ot).

1955 Semifinals: Michigan 7, Harvard 3; Colorado Col. 2, St. Lawrence 1. **Third Place:** Harvard 6, St. Lawrence 3. **Championship:** Michigan 5, Colorado Col. 3.

1956 Semifinals: Michigan Tech 10, Boston College 4; Michigan 2, St. Lawrence 1 (ot). **Third Place:** St. Lawrence 6, Boston College 2. **Championship:** Michigan 7, Michigan Tech 5.

1957 Semifinals: Colorado Col. 5, Clarkson 3; Michigan 6, Harvard 1. **Third Place:** Clarkson 2, Harvard 1 (2 ot). **Championship:** Colorado Col. 13, Michigan 6.

1958 Semifinals: Denver 6, Clarkson 2; North Dakota 9, Harvard 1. **Third Place:** Clarkson 5, Harvard 1. **Championship:** Denver 6, North Dakota 2.

1959 Semifinals: Michigan St. 4, Boston College 3; North Dakota 4, St. Lawrence 3 (ot). **Third Place:** Boston College

7, St. Lawrence 6 (2 ot). **Championship:** North Dakota 4, Michigan St. 3 (ot).

1960 Semifinals: Michigan Tech 13, St. Lawrence 3; Denver 6, Boston U. 4. **Third Place:** Boston U. 7, St. Lawrence 6. **Championship:** Denver 5, Michigan Tech 3.

1961 Semifinals: St. Lawrence 6, Rensselaer 3; Denver 6, Minnesota 1. **Third Place:** Minnesota 4, Rensselaer 3. **Championship:** Denver 12, St. Lawrence 2.

1962 Semifinals: Clarkson 5, Michigan 4; Michigan Tech 6, St. Lawrence 1. **Third Place:** Michigan 5, St. Lawrence 1. **Championship:** Michigan Tech 7, Clarkson 1.

1963 Semifinals: North Dakota 8, Boston College 2; Denver 6, Clarkson 2. **Third Place:** Clarkson 5, Boston College 3. **Championship:** North Dakota 6, Denver 5.

1964 Semifinals: Denver 4, Rensselaer 1; Michigan 3, Providence 2. **Third Place:** Rensselaer 2, Providence 1. **Championship:** Michigan 6, Denver 3.

1965 Semifinals: Boston College 4, North Dakota 3; Michigan Tech 4, Brown 0. **Third Place:** North Dakota 9, Brown 5. **Championship:** Michigan Tech 8, Boston College 2.

1966 Semifinals: Clarkson 4, Denver 3; Michigan St. 2, Boston U. 1. **Third Place:** Denver 4, Boston U. 3. **Championship:** Michigan St. 6, Clarkson 1.

1967 Semifinals: Cornell 1, North Dakota 0; Boston U. 4, Michigan St. 2. **Third Place:** Michigan St. 6, North Dakota 1. **Championship:** Cornell 4, Boston U. 1.

1968 Semifinals: Denver 4, Boston College 1; North Dakota 3, Cornell 1. **Third Place:** Cornell 6, Boston College 1. **Championship:** Denver 4, North Dakota 0.

1969 Semifinals: Denver 9, Harvard 2; Cornell 4, Michigan Tech 3 (ot). **Third Place:** Harvard 6, Michigan Tech 5 (2 ot). **Championship:** Denver 4, Cornell 3.

1970 Semifinals: Cornell 2, Wisconsin 1; Clarkson 4, Michigan Tech 3. **Third Place:** Wisconsin 6, Michigan Tech 5. **Championship:** Cornell 6, Clarkson 4.

1971 Semifinals: Boston U. 4, Denver 2; Minnesota 6, Harvard 5 (ot). **Third Place:** Denver 1, Harvard 0. **Championship:** Boston U. 4, Minnesota 2.

1972 Semifinals: Boston U. 4, Wisconsin 1; Cornell 7, Denver 2. **Third Place:** Wisconsin 5, Denver 2. **Championship:** Boston U. 4, Cornell 0.

1973 Semifinals: *Denver 10, Boston College 4; Wisconsin 6, Cornell 5 (ot). **Third Place:** Boston College 3, Cornell 1. **Championship:** Wisconsin 4, *Denver 2.

**Denver's participation in the 1973 tournament vacated by the NCAA Committee on Infractions.*

1974 Semifinals: Minnesota 5, Boston U. 4; Michigan Tech 6, Harvard 5 (ot). **Third Place:** Boston U. 7, Harvard 5. **Championship:** Minnesota 4, Michigan Tech 2.

1975 Semifinals: Minnesota 6, Harvard 4; Michigan Tech 9, Boston U. 5. **Third Place:** Boston U. 10, Harvard 5. **Championship:** Michigan Tech 6, Minnesota 1.

1976 Semifinals: Michigan Tech 7, Brown 6 (2 ot); Minnesota 4, Boston U. 2. **Third Place:** Brown 8, Boston U. 7. **Championship:** Minnesota 6, Michigan Tech 4.

1977 First Round: Michigan 7, Bowling Green 5. **Semifinals:** Michigan 6, Boston U. 4; Wisconsin 4, New Hampshire 3 (ot). **Third Place:** Boston U. 6, New Hampshire 5. **Championship:** Wisconsin 6, Michigan 5 (ot).

1978 First Round: Bowling Green 5, Colorado Col. 3; Boston U. 5, Providence 3. **Semifinals:** Boston U. 5, Wisconsin 2; Boston College 6, Bowling Green 2. **Third Place:** Bowling Green 4, Wisconsin 3. **Championship:** Boston U. 5, Boston College 3.

1979 First Round: Minnesota 6, Bowling Green 3. **Semifinals:** Minnesota 4, New Hampshire 3; North Dakota 4, Dartmouth 2. **Third Place:** Dartmouth 7, New Hampshire 3. **Championship:** Minnesota 4, North Dakota 3.

1980 First Round: Northern Mich. 4, Minnesota 3. **Semifinals:** North Dakota 4, Dartmouth 1; Northern Mich. 5, Cornell 4. **Third Place:** Dartmouth 8, Cornell 4. **Championship:** North Dakota 5, Northern Mich. 2.

(Note: From 1981-88, first-round series based on two-game, total-goals format.)

1981 Quarterfinals: Wisconsin 3, Clarkson 2; Wisconsin 6, Clarkson 6 (Wisconsin wins, 9-8). Northern Mich. 7, Cornell 3; Cornell 4, Northern Mich. 3 (Northern Mich. wins, 10-7). Michigan Tech 7, Providence 3; Michigan Tech 6, Providence 5 (Michigan Tech wins, 13-8). Minnesota 9, Colgate 4; Minnesota 5, Colgate 4 (Minnesota wins, 14-8). **Semifinals:** Minnesota 7, Michigan Tech 2; Wisconsin 5, Northern Mich. 1. **Third Place:** Michigan Tech 5, Northern Mich. 2. **Championship:** Wisconsin 6, Minnesota 3.

1982 Quarterfinals: Northeastern 2, Bowling Green 2; Northeastern 3, Bowling Green 2 (ot) (Northeastern wins, 5-4). North Dakota 5, Clarkson 1; North Dakota 2, Clarkson 1 (North Dakota wins, 7-2). Wisconsin 6, Harvard 1; Wisconsin 4, Harvard 3 (Wisconsin wins, 10-4). New Hampshire 3, Michigan St. 2; New Hampshire 6, Michigan St. 2 (New Hampshire wins, 9-4). **Semifinals:** North Dakota 6, Northeastern 2; Wisconsin 5, New Hampshire 0. **Third Place:** Northeastern 10, New Hampshire 4. **Championship:** North Dakota 5, Wisconsin 2.

1983 Quarterfinals: Harvard 6, Michigan St. 5; Harvard 3, Michigan St. 3 (Harvard wins, 9-8). Providence 7, Minn. Duluth 3; Providence 3, Minn. Duluth 2 (Providence wins, 10-5). Minnesota 9, New Hampshire 6; Minnesota 7, New Hampshire 2 (Minnesota wins, 16-8); Wisconsin 6, St. Lawrence 2; Wisconsin 7, St. Lawrence 1 (Wisconsin wins,

13-3). **Semifinals:** Wisconsin 2, Providence 0; Harvard 5, Minnesota 3. **Third Place:** Providence 4, Minnesota 3. **Championship:** Wisconsin 6, Harvard 2.

1984 Quarterfinals: Boston U. 6, Bowling Green 3; Bowling Green 5, Boston U. 1 (Bowling Green wins, 8-7). North Dakota 5, Rensselaer 4; North Dakota 4, Rensselaer 2 (North Dakota wins, 9-6). Michigan St. 6, Boston College 2; Michigan St. 7, Boston College 6 (Michigan St. wins, 13-8). Minn. Duluth 6, Clarkson 2; Clarkson 6, Minn. Duluth 3 (Minn. Duluth wins, 9-8). **Semifinals:** Minn. Duluth 2, North Dakota 1 (ot); Bowling Green 2, Michigan St. 1. **Third Place:** North Dakota 6, Michigan St. 5 (ot). **Championship:** Bowling Green 5, Minn. Duluth 4 (4 ot).

1985 Quarterfinals: Michigan St. 3, Providence 2; Providence 4, Michigan St. 2 (Providence wins, 6-5). Minnesota 7, Boston College 5; Boston College 4, Minnesota 1 (Boston College wins, 9-8). Rensselaer 7, Lake Superior St. 3; Rensselaer 3, Lake Superior St. 3 (Rensselaer wins, 10-6). Minn. Duluth 4, Harvard 2; Minn. Duluth 4, Harvard 2 (Minn. Duluth wins, 8-4). **Semifinals:** Providence 4, Boston College 3 (3 ot); Rensselaer 6, Minn. Duluth 5 (3 ot). **Third Place:** Minn. Duluth 7, Boston College 6 (ot). **Championship:** Rensselaer 2, Providence 1.

1986 Quarterfinals: Minnesota 6, Boston U. 4; Minnesota 5, Boston U. 3 (Minnesota wins, 11-7). Michigan St. 6, Boston College 4; Michigan St. 4, Boston College 2 (Michigan St. wins, 10-6). Denver 4, Cornell 2; Cornell 4, Denver 3 (Denver wins, 7-6). Harvard 4, Western Mich. 2; Harvard 7, Western Mich. 2 (Harvard wins, 11-4). **Semifinals:** Michigan St. 6, Minnesota 4; Harvard 5, Denver 2. **Third Place:** Minnesota 6, Denver 4. **Championship:** Michigan St. 6, Harvard 5.

1987 Quarterfinals: North Dakota 3, St. Lawrence 1; North Dakota 6, St. Lawrence 3 (North Dakota wins, 9-4). Harvard 7, Bowling Green 1; Harvard 3, Bowling Green 0 (Harvard wins, 10-1). Michigan St. 6, Maine 2; Michigan St. 5, Maine 3 (Michigan St. wins, 11-5). Minnesota 4, Boston College 1; Boston College 3, Minnesota 2 (Minnesota wins, 6-4). **Semifinals:** North Dakota 5, Harvard 2; Michigan St. 5, Minnesota 3. **Third Place:** Minnesota 6, Harvard 3. **Championship:** North Dakota 5, Michigan St. 3.

1988 First Round: Bowling Green 5, Vermont 1; Bowling Green 5, Vermont 1 (Bowling Green wins, 10-2). Northeastern 5, Merrimack 3; Merrimack 7, Northeastern 3 (Merrimack wins, 10-8). Wisconsin 7, Mass.-Lowell 1; Wisconsin 4, Mass.-Lowell 4 (Wisconsin wins, 11-5). Michigan St. 6, Harvard 5; Michigan St. 5, Harvard 3 (Michigan St. wins, 11-8). **Quarterfinals:** Maine 5, Bowling Green 1; Maine 4, Bowling Green 3 (Maine wins, 9-4). Merrimack 4, Lake Superior St. 3; Lake Superior St. 5, Merrimack 0 (Lake Superior St. wins, 8-4). St. Lawrence 7, Wisconsin 0; Wisconsin 4, St. Lawrence 3 (St. Lawrence wins, 10-4). Minnesota 4, Michigan St. 2; Minnesota 4, Michigan St. 3 (Minnesota wins, 8-5). **Semifinals:** Lake Superior St. 6, Maine 3; St. Lawrence 3, Minnesota 2. **Third Place:** Maine 5, Minnesota 2. **Championship:** Lake Superior St. 4, St. Lawrence 3 (ot).

(Note: From 1989-91, first-round and quarterfinal series were best-of-three.)

1989 First Round: Northern Mich. 9, Providence 5; Providence 4, Northern Mich. 2; Providence 2, Northern Mich. 0 (Providence wins series, 2-1). Wisconsin 3, St. Lawrence 1; Wisconsin 4, St. Lawrence 2 (Wisconsin wins series, 2-0). Lake Superior St. 6, St. Cloud St. 3; Lake Superior St. 4, St. Cloud St. 2 (Lake Superior St. wins series, 2-0). Boston College 8, Bowling Green 5; Boston College 4, Bowling Green 2 (Boston College wins series, 2-0). **Quarterfinals:** Providence 8, Maine 6; Maine 3, Providence 2; Maine 4, Providence 3 (2 ot) (Maine wins series, 2-1). Minnesota 4, Wisconsin 2; Minnesota 4, Wisconsin 2 (Minnesota wins series, 2-0). Harvard 4, Lake Superior St. 2; Harvard 5, Lake Superior St. 2 (Harvard wins series, 2-0). Boston College 6, Michigan St. 3; Michigan St. 7, Boston College 2; Michigan St. 5, Boston College 4 (ot) (Michigan St. wins series, 2-1). **Semifinals:** Harvard 6, Michigan St. 3; Minnesota 7, Maine 4. **Third Place:** Michigan St. 7, Maine 4. **Championship:** Harvard 4, Minnesota 3 (ot).

1990 First Round: Minnesota 6, Clarkson 1; Minnesota 5, Clarkson 1 (Minnesota wins series, 2-0). Maine 8, Bowling Green 4; Maine 5, Bowling Green 2 (Maine wins series, 2-0). Lake Superior St. 6, Alas. Anchorage 2; Lake Superior St. 10, Alas. Anchorage 3 (Lake Superior St. wins series, 2-0). North Dakota 8, Boston U. 5; Boston U. 5, North Dakota 3; Boston U. 5, North Dakota 0 (Boston U. wins series, 2-1). **Quarterfinals:** Boston College 4, Minnesota 2; Minnesota

2, Boston College 1; Boston College 6, Minnesota 1 (Boston College wins series, 2-1). Wisconsin 7, Maine 3; Wisconsin 4, Maine 3 (ot) (Wisconsin wins series, 2-0). Colgate 3, Lake Superior St. 2; Colgate 2, Lake Superior St. 1 (Colgate wins series, 2-0). Michigan St. 6, Boston U. 3; Boston U. 5, Michigan St. 3; Boston U. 5, Michigan St. 3 (Boston U. wins series, 2-1). **Semifinals:** Colgate 3, Boston U. 2; Wisconsin 2, Boston College 1. **Championship:** Wisconsin 7, Colgate 3.

1991 First Round: Providence 4, Minnesota 3; Minnesota 8, Providence 4; Minnesota 8, Providence 3 (Minnesota wins series, 2-1). Alas. Anchorage 3, Boston College 2; Alas. Anchorage 3, Boston College 1 (Alas. Anchorage wins series, 2-0). Cornell 5, Michigan 4 (ot); Michigan 6, Cornell 4; Michigan 9, Cornell 3 (Michigan wins series, 2-1). Clarkson 8, Wisconsin 3; Clarkson 5, Wisconsin 4 (Clarkson wins series, 2-0). **Quarterfinals:** Maine 4, Minnesota 0; Maine 5, Minnesota 3 (Maine wins series, 2-0). Northern Mich. 8, Alas. Anchorage 5; Northern Mich. 5, Alas. Anchorage 3 (Northern Mich. wins series, 2-0). Boston U. 4, Michigan 1; Boston U. 8, Michigan 1 (Boston U. wins series, 2-0). Clarkson 7, Lake Superior St. 3; Lake Superior St. 6, Clarkson 2; Clarkson 4, Lake Superior St. 3 (Clarkson wins series, 2-1). **Semifinals:** Northern Mich. 5, Maine 3; Boston U. 7, Clarkson 3. **Championship:** Northern Mich. 8, Boston U. 7 (3 ot).

(Note: From 1992-02, single-elimination format with two teams from each regional advancing to the semifinals.)

1992 East Regional: Michigan St. 4, Boston U. 2; *Wisconsin 4, New Hampshire 2; *Wisconsin 5, St. Lawrence 2 (*Wisconsin advances); Michigan St. 3, Maine 2 (Michigan St. advances). **West Regional:** Northern Mich. 8, Clarkson 4; Lake Superior St. 7, Alas. Anchorage 3; Lake Superior St. 8, Minnesota 3 (Lake Superior St. advances); Michigan 7, Northern Mich. 6 (Michigan advances). **Semifinals:** Lake Superior St. 4, Michigan St. 2; *Wisconsin 4, Michigan 2. **Championship:** Lake Superior St. 5, *Wisconsin 3.

**Wisconsin's participation in the 1992 tournament vacated by the NCAA Committee on Infractions.*

1993 East Regional: Northern Mich. 3, Harvard 2 (2 ot); Minnesota 2, Clarkson 1; Boston U. 4, Northern Mich. 1 (Boston U. advances); Maine 6, Minnesota 2 (Maine advances). **West Regional:** Wisconsin 3, Miami (Ohio) 1; Minn. Duluth 7, Brown 3; Michigan 4, Wisconsin 3 (ot) (Michigan advances); Lake Superior St. 4, Minn. Duluth 3 (Lake Superior St. advances). **Semifinals:** Maine 4, Michigan 3 (ot); Lake Superior St. 6, Boston U. 1. **Championship:** Maine 5, Lake Superior St. 4.

1994 East Regional: Wisconsin 6, Western Mich. 3; New Hampshire 2, Rensselaer 0; Boston U. 4, Wisconsin 1 (Boston U. advances); Harvard 7, New Hampshire 1 (Harvard advances). **West Regional:** Lake Superior St. 6, Northeastern 5 (ot); Mass.-Lowell 4, Michigan St. 3; Lake Superior St. 5, Michigan 4 (ot) (Lake Superior St. advances); Minnesota 2, Mass.-Lowell 1 (2 ot) (Minnesota advances). **Semifinals:** Lake Superior St. 3, Harvard 2 (ot); Boston U. 4, Minnesota 1. **Championship:** Lake Superior St. 9, Boston U. 1.

1995 East Regional: Denver 9, New Hampshire 2; Lake Superior St. 5, Clarkson 4; Maine 4, Denver 2 (Maine advances); Boston U. 6, Lake Superior St. 2 (Boston U. advances). **West Regional:** Minnesota 3, Rensselaer 0; Wisconsin 5, Michigan St. 3; Minnesota 5, Colorado Col. 2 (Minnesota advances); Michigan 4, Wisconsin 3 (Michigan advances). **Semifinals:** Maine 4, Michigan 3 (3 ot); Boston U. 7, Minnesota 3. **Championship:** Boston U. 6, Maine 2.

1996 East Regional: Lake Superior St. 5, Cornell 4; Clarkson 6, Western Mich. 1; Vermont 2, Lake Superior St. 1 (Vermont advances); Boston U. 3, Clarkson 2 (Boston U. advances). **West Regional:** Minnesota 5, Providence 1; Mass.-Lowell 6, Michigan St. 2; Michigan 4, Minnesota 3 (Michigan advances); Colorado Col. 5, Mass.-Lowell 3 (Colorado Col. advances). **Semifinals:** Colorado Col. 4, Vermont 3 (2 ot); Michigan 4, Boston U. 0. **Championship:** Michigan 3, Colorado Col. 2 (ot).

1997 East Regional: Colorado Col. 3, New Hampshire 2; Denver 6, Vermont 3; Colorado Col. 5, Clarkson 4 (Colorado Col. advances); Boston U. 4, Denver 3 (ot) (Boston U. advances). **West Regional:** Cornell 4, Miami (Ohio) 2; Minnesota 6, Michigan St. 3; North Dakota 6, Cornell 2 (North Dakota advances); Michigan 7, Minnesota 4 (Michigan advances). **Semifinals:** North Dakota 6, Colorado Col. 2; Boston U. 3, Michigan 2. **Championship:** North Dakota 6, Boston U. 4.

1998 East Regional: Colorado Col. 3, Clarkson 1; New Hampshire 7, Wisconsin 4; Boston College 6, Colorado Col. 1 (Boston College advances); New Hampshire 4, Boston U. 3 (ot) (New Hampshire advances). **West Regional:** Ohio St. 4, Yale 0; Michigan 2, Princeton 1; Ohio St. 4, Michigan St. 3 (ot) (Ohio St. advances); Michigan 4, North Dakota 3 (Michigan advances). **Semifinals:** Michigan 4, New Hampshire 0; Boston College 5, Ohio St. 2. **Championship:** Michigan 3, Boston College 2 (ot).

1999 East Regional: Maine 4, Ohio St. 2; Michigan 5, Denver 3; Maine 7, Clarkson 2 (Maine advances); New Hampshire 2, Michigan 1 (ot) (New Hampshire advances). **West Regional:** Colorado Col. 5, St. Lawrence 2; Boston College 2, Northern Mich. 1; Michigan St. 4, Colorado Col. 3 (Michigan St. advances); Boston College 3, North Dakota 1 (Boston College advances). **Semifinals:** Maine 2, Boston College 1 (ot); New Hampshire 5, Michigan St. 3. **Championship:** Maine 3, New Hampshire 2 (ot).

2000 East Regional: Boston U. 5, St. Cloud St. 3; Michigan 4, Colgate 3 (ot); St. Lawrence 3, Boston U. 2 (4 ot) (St. Lawrence advances); Maine 5, Michigan 2 (Maine advances). **West Regional:** Niagara 4, New Hampshire 1; Boston College 6, Michigan St. 5 (ot); North Dakota 4, Niagara 1 (North Dakota advances); Boston College 4, Wisconsin 1 (Boston College advances). **Semifinals:** North Dakota 2, Maine 0; Boston College 4, St. Lawrence 2. **Championship:** North Dakota 4, Boston College 2.

2001 East Regional: Colorado Col. 3, St. Lawrence 2 (2 ot); Maine 5, Minnesota 4 (ot); North Dakota 4, Colorado Col. 1 (North Dakota advances); Boston College 3, Maine 1 (Boston College advances). **West Regional:** Wisconsin 4, Providence 1; Michigan 4, Mercyhurst 3; Michigan St. 5, Wisconsin 1 (Michigan St. advances); Michigan 4, St.

Cloud St. 3 (Michigan advances). **Semifinals:** North Dakota 2, Michigan St. 0; Boston College 4, Michigan 2. **Championship:** Boston College 3, North Dakota 2 (ot).

2002 East Regional: Cornell 6, Quinnipiac 1; Maine 4, Harvard 3 (ot); New Hampshire 4, Cornell 3 (New Hampshire advances); Maine 4, Boston U. 3 (Maine advances). **West Regional:** Colorado Col. 2, Michigan St. 0; Michigan 4, St. Cloud St. 2; Minnesota 4, Colorado Col. 2 (Minnesota advances); Michigan 5, Denver 3 (Michigan advances). **Semifinals:** Maine 7, New Hampshire 2; Minnesota 3, Michigan 2. **Championship:** Minnesota 4, Maine 3 (ot).

(Note: From 2003 to the present, single-elimination format with one team from each regional advancing to the semifinals.)

2003 East Regional: Cornell 5, Minn. St. Mankato 2; Boston College 1, Ohio St. 0; Cornell 2, Boston College 1 (ot). **Northeast Regional:** Boston U. 6, Harvard 4; New Hampshire 5, St. Cloud St. 2; New Hampshire 3, Boston U. 0. **Midwest Regional:** Colorado Col. 4, Wayne St. (Mich.) 2; Michigan 2, Maine 1; Michigan 5, Colorado Col. 3. **West Regional:** Ferris St. 5, North Dakota 2; Minnesota 9, Mercyhurst 2; Minnesota 7, Ferris St. 4. **Semifinals:** New Hampshire 3, Cornell 2; Minnesota 3, Michigan 2. **Championship:** Minnesota 5, New Hampshire 1.

2004 East Regional: Maine 5, Harvard 4; Wisconsin 1, Ohio St. 0 (ot); Maine 2, Wisconsin 1 (ot). **Northeast Regional:** Michigan 4, New Hampshire 1; Boston College 5, Niagara 2; Boston College 3, Michigan 2 (ot). **Midwest Regional:** Minn. Duluth 5, Michigan St. 0; Minnesota 5, Notre Dame 2; Minn. Duluth 3, Minnesota 1. **West Regional:** North Dakota 3, Holy Cross 0; Denver 3, Miami (Ohio) 2; Denver 1, North Dakota 0. **Semifinals:** Denver 5, Minn. Duluth 3; Maine 2, Boston College 1. **Championship:** Denver 1, Maine 0.

2005 East Regional: Boston College 5, Mercyhurst 4; North Dakota 4, Boston U. 0; North Dakota 6, Boston College 3. **Northeast Regional:** New Hampshire 3, Harvard 2 (ot); Denver 4, Bemidji St. 3 (ot); Denver 4, New Hampshire 2. **Midwest Regional:** Colorado Col. 6, Colgate 5; Michigan 4, Wisconsin 1; Colorado Col. 4, Michigan 3. **West Regional:** Cornell 3, Ohio St. 2; Minnesota 1, Maine 0 (ot); Minnesota 2, Cornell 1 (ot). **Semifinals:** North Dakota 4, Minnesota 2; Denver 6, Colorado Col. 2. **Championship:** Denver 4, North Dakota 1.

2006 Midwest Regional: Wisconsin 4, Bemidji St. 0; Cornell 3, Colorado Col. 2; Wisconsin 1, Cornell 0 (3 ot). **East Regional:** Maine 6, Harvard 1; Michigan St. 1, New Hampshire 0; Maine 5, Michigan St. 4. **Northeast Regional:** Boston U. 9, Neb.-Omaha 2; Boston College 5, Miami (Ohio) 0; Boston College 5, Boston U. 0. **West Regional:** North Dakota 5, Michigan 1; Holy Cross 4, Minnesota 3 (ot); North Dakota 5, Holy Cross 2. **Semifinals:** Wisconsin 5, Maine 2; Boston College 6, North Dakota 5. **Championship:** Wisconsin 2, Boston College 1.

2007 West Regional: Minnesota 4, Air Force 3; North Dakota 8, Michigan 5; North Dakota 3, Minnesota 2 (ot). **Northeast Regional:** Boston College 4, St. Lawrence 1; Miami (Ohio) 2, New Hampshire 1; Boston College 4, Miami (Ohio) 0. **East Regional:** Massachusetts 1, Clarkson 0 (ot); Maine 4, St. Cloud St. 1; Maine 3, Massachusetts 1. **Midwest Regional:** Michigan St. 5, Boston U. 1; Notre Dame 3, Ala.-Huntsville 2 (2 ot); Michigan St. 2, Notre Dame 1. **Semifinals:** Boston College 6, North Dakota 4; Michigan St. 4, Maine 2. **Championship:** Michigan St. 3, Boston College 1.

Division II Men's Championship (discontinued in 1999)

History

Team Results

Year	Champion (Record)	Coach	Score	Runner-Up	Host	Championship Game Attendance	Championship Total Attendance
1978	Merrimack (21-9-2)	Thom Lawler	12-2	Lake Forest	American Int'l	2,409	—
1979	Mass.-Lowell (27-6)	Bill Riley	6-4	Minn. St. Mankato	Merrimack	1,273	3,012
1980	Minn. St. Mankato (30-9-1)	Don Brose	5-2	Elmira	Elmira	2,966	5,232
1981	Mass.-Lowell (27-5)	Bill Riley	5-4	Plattsburgh St.	Merrimack	3,974	3,769
1982	Mass.-Lowell (31-4)	Bill Riley	6-1	Plattsburgh St.	Mass.-Lowell	3,200	14,140
1983	Rochester Inst. (23-9)	Brian Mason	4-2	Bemidji St.	Mass.-Lowell	500	12,280
1984	Bemidji St. (31-0)	Bob Peters	*14-4	Merrimack	Bemidji St.	2,250	8,114
1993	Bemidji St. (24-7)	Bob Peters	10-6, 5-0	Mercyhurst	Bemidji St.	2,375	2,958
1994	Bemidji St. (21-9-3)	Bob Peters	3-5, 2-1, 2-1 (ot)	Ala.-Huntsville	Ala.-Huntsville	6,451	11,320
1995	Bemidji St. (24-7-2)	Bob Peters	6-2, 5-4	Mercyhurst	Mercyhurst	1,500	3,000
1996	Ala.-Huntsville (26-0-3)	Doug Ross	7-1, 3-0	Bemidji St.	Ala.-Huntsville	6,291	12,417
1997	Bemidji St. (25-7-2)	Bob Peters	3-2, 4-2	Ala.-Huntsville	Bemidji St.	3,150	6,100
1998	Ala.-Huntsville (24-3-3)	Doug Ross	6-2, 5-2	Bemidji St.	Ala.-Huntsville	5,103	9,484
1999	St. Michael's (16-10-2)	Lou DiMasi	4-4, 8-5	Southern N.H.	St. Michael's	1,120	2,233

*Two-game, total-goals series.

Leading Scorer, Year-by-Year

Year	Player, School	G	A	P
1978	Jim Toomey, Merrimack	1	6	7
1979	Craig MacTavish, Mass.-Lowell	4	2	6
1980	Mike Carr, Mass.-Lowell	3	3	6
1981	Tom Mulligan, Mass.-Lowell	3	4	7
1982	Scott Swanson, Gust. Adolphus	4	7	11
1983	Mike Carr, Mass.-Lowell	4	6	10
1984	Drey Bradley, Bemidji St.	2	8	10
1993	Jamie Erb, Bemidji St.	4	3	7
1994	Bernie Adlys, Bemidji St.	1	3	4
1995	Eric Fulton, Bemidji St.	3	2	5
	Jude Boulianne, Bemidji St.	1	4	5
1996	Tony Guzzo, Ala.-Huntsville	2	3	5
1997	Marc Lafleur, Bemidji St.	2	2	4
1998	Mike Hamlin, Ala.-Huntsville	1	2	3
	John McCabe, Ala.-Huntsville	2	1	3
	Colin Schmidt, Ala.-Huntsville	2	1	3
	Shane Stewart, Ala.-Huntsville	0	3	3
1999	Chuck Croteau, Southern N.H.	4	0	4
	Jason Harrington, St. Michael's	3	1	4

Most Outstanding Player

Note: Award not presented after 1984.

1978	Jim Toomey, f, Merrimack
1979	Craig MacTavish, f, Mass.-Lowell
1980	Steve Carroll, g, Minn. St. Mankato
1981	Tom Mulligan, def, Mass.-Lowell
1982	Paul Lohnes, def, Mass.-Lowell
1983	Dave Burkholder, g, Rochester Inst.
1984	Joel Otto, f, Bemidji St.

All-Tournament Teams

Note: Team not named after 1984.

1978
G—Gilles Moffet, Merrimack
D—Dean Fraser, Merrimack
D—Ron Bisplinghoff, Elmira
F—Jim Toomey, Merrimack
F—John Keeney, Elmira
F—John Pratt, Lake Forest

1979

G—Brian Doyle, Mass.-Lowell
 D—Mike Weinkauf, Minn. St. Mankato
 D—Mike O'Connor, Mass.-Lowell
 F—Rob Feenie, Ill.-Chicago
 F—Craig MacTavish, Mass.-Lowell
 F—Tom Jacobs, Mass.-Lowell

1980

G—Steve Carroll, Minn. St. Mankato
 D—Mike Weinkauf, Minn. St. Mankato
 D—Chuck Blomquist, Elmira
 F—Steve Forliti, Minn. St. Mankato
 F—Tom Tidman, Mass.-Lowell
 F—Dave Drew, Elmira
 C—Jeff Cristina, Elmira

1981

G—Rick Strack, Plattsburgh St.
 D—Tom Mulligan, Mass.-Lowell
 D—Tod Wescott, Plattsburgh St.
 F—Dean Jenkins, Mass.-Lowell
 F—Pierre Brunett, Plattsburgh St.
 F—Mike Carr, Mass.-Lowell

1982

G—John MacKenzie, Mass.-Lowell
 D—Paul Lohnes, Mass.-Lowell
 D—Rob Spath, Mass.-Lowell
 F—Chip Grabowski, Plattsburgh St.
 F—Mike Carr, Mass.-Lowell
 F—Ken Kaiser, Mass.-Lowell

1983

G—Dave Burkholder, Rochester Inst.
 D—Mark Burgholzer, Rochester Inst.
 D—Tim Rood, Bemidji St.
 F—Chris Johnstone, Rochester Inst.
 F—Chuck Samar, Rochester Inst.
 F—Paul Donato, Babson

1984

G—Galen Nagle, Bemidji St.
 D—Drey Bradley, Bemidji St.
 D—Dave Jerome, Bemidji St.
 F—Joel Otto, Bemidji St.
 F—Eric Gager, Bemidji St.
 F—Tony Del Gaizo, Merrimack

Individual Records

(Note: Records established beginning in 1982 are from eight-team format; records established beginning in 1993 are from two-team format.)

ALL GAMES

GOALS

4—Jon Erickson, Gust. Adolphus (9) vs. St. Scholastica (1), 1982; Jamie Erb, Bemidji St. (10) vs. Mercyhurst (6), 1993.

GOALS, TOURNAMENT

7—Joel Otto, Bemidji St., 1984.

FASTEST GAME-OPENING GOAL

:08—Rick Hjelm, Gust. Adolphus vs. St. Scholastica, 1982.

FASTEST GOAL, START OF PERIOD

:08—Rick Hjelm, Gust. Adolphus vs. St. Scholastica, 1982 (first period).

FASTEST CONSECUTIVE GOALS

:19—Mark Kumpel, Mass.-Lowell vs. Oswego St., 1982 (second period).

FASTEST HAT TRICK

7:01—Eric Fulton, Bemidji St. vs. Mercyhurst, 1995 (third period).

ASSISTS

5—Jim Toomey, Merrimack vs. Lake Forest, 1978.

ASSISTS, TOURNAMENT

8—Drey Bradley, Bemidji St., 1984.

POINTS

6—Jim Toomey, Merrimack vs. Lake Forest, 1978 (1 goal, 5 assists); Lou Martin, Plattsburgh St. vs. Concordia-Mhead, 1981 (2 goals, 4 assists).

POINTS, TOURNAMENT

11—Scott Swanson, Gust. Adolphus, 1982 (4 goals, 7 assists).

PENALTIES

6—Kerry Gladson, Ill.-Chicago vs. Mass.-Lowell, 1979.

PENALTIES, TOURNAMENT

7—Tom DeCouteau, Mercyhurst, 1993.

SHUTOUTS, TOURNAMENT

1—Todd Kreibich, Bemidji St., 1993; Derek Puppa, Ala.-Huntsville, 1996.

SAVES

56—Steve Carroll, Minn. St. Mankato vs. Salem St., 1979 (3 goals).

SAVES, PERIOD

26—Steve Carroll, Minn. St. Mankato vs. Salem St., 1979 (third, 1 goal).

SAVES, TOURNAMENT

136—Dave Burkholder, Rochester Inst., 1983 (4 games).

CHAMPIONSHIP GAME

GOALS

4—Jamie Erb, Bemidji St. vs. Mercyhurst, 1993.

FASTEST GAME-OPENING GOAL

:14—Craig Matatall, Bemidji St. vs. Mercyhurst, 1995.

FASTEST GOAL, START OF PERIOD

:14—Craig Matatall, Bemidji St. vs. Mercyhurst, 1995 (first).

FASTEST CONSECUTIVE GOALS

1:00—Chuck Croteau, Southern N.H. vs. St. Michael's, 1999 (third period).

FASTEST HAT TRICK

7:01—Eric Fulton, Bemidji St. vs. Mercyhurst, 1995 (third period).

ASSISTS

5—Jim Toomey, Merrimack vs. Lake Forest, 1978.

POINTS

6—Jim Toomey, Merrimack vs. Lake Forest, 1978 (1 goal, 5 assists).

PENALTIES

5—Jon Johnson, Mercyhurst vs. Bemidji St., 1995.

FEWEST GOALS ALLOWED

0—Todd Kreibich, Bemidji St. vs. Mercyhurst, 1993; Derek Pappa, Ala.-Huntsville vs. Bemidji St., 1996.

SAVES

44—Steve Carroll, Minn. St. Mankato vs. Elmira, 1980; Mirko Pellizzari, Mercyhurst vs. Bemidji St., 1993; Neil Cooper, Bemidji St. vs. Ala.-Huntsville, 1997; Neil Cooper, Bemidji St. vs. Ala.-Huntsville, 1998.

SAVES, PERIOD

21—Mirko Pellizzari, Mercyhurst vs. Bemidji St., 1993 (third).

Team Records

(Note: Records established beginning in 1982 are from eight-team format; records established beginning in 1993 are from two-team format.)

ALL GAMES**GOALS**

12—Merrimack vs. Lake Forest (2), 1978.

GOALS, BOTH TEAMS

16—Mass.-Lowell (10) vs. Ill.-Chicago (6), 1979; Minn. St. Mankato (9) vs. Concordia-M'head (7), 1981; Bemidji St. (10) vs. Mercyhurst (6), 1993.

GOALS, PERIOD

8—Mass.-Lowell vs. Ill.-Chicago, 1979 (second).

GOALS, BOTH TEAMS, PERIOD

12—Lowell (8) vs. Ill.-Chicago (4), 1979 (second).

GOALS, TOURNAMENT

27—Gust. Adolphus, 1982 (four games); Bemidji St., 1984 (four games).

GOALS, LOSING TEAM

7—Merrimack vs. Mass.-Lowell (8), 1980; Minn. St. Mankato vs. Mass.-Lowell (8), 1981; Concordia-M'head vs. Minn. St. Mankato (9), 1981.

FEWEST GOALS

0—Mercyhurst vs. Bemidji St. (5), 1993; Bemidji St. vs. Ala.-Huntsville (3), 1996.

FEWEST GOALS, BOTH TEAMS

2—Plattsburgh St. (1) vs. Babson (1), 1982.

WINNING MARGIN

10—Merrimack (12) vs. Lake Forest (2), 1978.

FASTEST CONSECUTIVE GOALS

:11—Bemidji St. (Joel Otto, then Mark Lescarbeau) vs. Gust. Adolphus, 1983 (second period); Ala.-Huntsville (Tony Guzzo, then Wade Tulk) vs. Bemidji St., 1996 (second period).

FASTEST CONSECUTIVE GOALS, BOTH TEAMS

:04—Bemidji St. (Eric Fulton), then Mercyhurst (Jon Johnson), 1995 (third period).

ASSISTS

22—Merrimack vs. Lake Forest, 1978.

ASSISTS, BOTH TEAMS

29—Mass.-Lowell (15) vs. Merrimack (14), 1980; Minn. St. Mankato (15) vs. Concordia-M'head (14), 1981.

ASSISTS, TOURNAMENT

37—Bemidji St., 1984 (4 games).

POINTS

34—Merrimack vs. Lake Forest, 1978 (12 goals, 22 assists).

POINTS, BOTH TEAMS

45—Minn. St. Mankato (24) vs. Concordia-M'head (21), 1981.

POINTS, TOURNAMENT

64—Bemidji St., 1984 (4 games, 27 goals, 37 assists).

PENALTIES

24—Bemidji St. vs. Mercyhurst, 1995.

PENALTIES, BOTH TEAMS

45—Bemidji St. (24) vs. Mercyhurst (21), 1995.

PENALTIES, TOURNAMENT

46—Gust. Adolphus, 1982 (4 games); Mass.-Lowell, 1983 (4 games).

FEWEST PENALTIES

0—Elmira vs. Merrimack, 1980.

FEWEST PENALTIES, BOTH TEAMS

3—Elmira (0) vs. Merrimack (3), 1980.

SHOTS ON GOAL

64—Mass.-Lowell vs. Oswego St., 1983.

SHOTS ON GOAL, BOTH TEAMS

105—Bemidji St. (62) vs. Alas. Fairbanks (43), 1984.

SHOTS ON GOAL, PERIOD

27—Salem St. vs. Minn. St. Mankato, 1979 (third).

SHOTS ON GOAL, BOTH TEAMS, PERIOD

39—Bemidji St. (25) vs. Alas. Fairbanks (14), 1984 (first).

FEWEST SHOTS ON GOAL

14—Lake Forest vs. Merrimack, 1978.

FEWEST SHOTS ON GOAL, BOTH TEAMS

45—Bemidji St. (27) vs. Ala.-Huntsville (18), 1994.

FEWEST SHOTS ON GOAL, REGULATION PERIOD

2—Merrimack vs. Mass.-Lowell, 1982 (second); Plattsburgh St. vs. Mass.-Lowell, 1982 (second).

FEWEST SHOTS ON GOAL, BOTH TEAMS, REGULATION PERIOD

9—Rochester Inst. (4) vs. Bemidji St. (5), 1983 (first)

LONGEST GAME

72:31—Ill.-Chicago vs. Salem St., 1979 (2 ot).

CHAMPIONSHIP GAME**GOALS**

12—Merrimack vs. Lake Forest (2), 1978.

GOALS, BOTH TEAMS

16—Bemidji St. (10) vs. Mercyhurst (6), 1993.

GOALS, PERIOD

6—Mass.-Lowell vs. Plattsburgh St., 1982 (second).

GOALS, BOTH TEAMS, PERIOD

7—Bemidji St. (5) vs. Mercyhurst (2), 1993 (first); St. Michael's (4) vs. Southern N.H. (3), 1999 (third).

GOALS, LOSING TEAM

6—Mercyhurst vs. Bemidji St. (10), 1993.

FEWEST GOALS

0—Mercyhurst vs. Bemidji St. (5), 1993; Bemidji St. vs. Ala.-Huntsville (3), 1996.

FEWEST GOALS, BOTH TEAMS

3—Bemidji St. (2) vs. Ala.-Huntsville (1), 1994; Ala.-Huntsville (3) vs. Bemidji St. (0), 1996.

FEWEST GOALS ALLOWED

0—Bemidji St. vs. Mercyhurst, 1993; Ala.-Huntsville vs. Bemidji St., 1996.

WINNING MARGIN

10—Merrimack (12) vs. Lake Forest (2), 1978.

FASTEST CONSECUTIVE GOALS

:11—Ala.-Huntsville (Tony Guzzo, then Wade Tulk) vs. Bemidji St., 1996 (second period).

FASTEST CONSECUTIVE GOALS, BOTH TEAMS

:04—Bemidji St. (Eric Fulton), then Mercyhurst (Jon Johnson), 1995 (third period).

ASSISTS

22—Merrimack vs. Lake Forest, 1978 (12 goals).

ASSISTS, BOTH TEAMS

25—Merrimack (22) vs. Lake Forest (3), 1978 (14 goals).

POINTS

34—Merrimack vs. Lake Forest, 1978 (12 goals, 22 assists).

POINTS, BOTH TEAMS

39—Merrimack (12 goals, 22 assists) vs. Lake Forest (2 goals, 3 assists), 1978.

PENALTIES

24—Bemidji St. vs. Mercyhurst, 1995.

PENALTIES, BOTH TEAMS

45—Bemidji St. (24) vs. Mercyhurst (21), 1995.

FEWEST PENALTIES

3—Elmira vs. Minn. St. Mankato, 1980; Bemidji St. vs. Rochester Inst., 1983.

FEWEST PENALTIES, BOTH TEAMS

8—Bemidji St. (3) vs. Rochester Inst. (5), 1983.

SHOTS ON GOAL

57—Bemidji St. vs. Merrimack, 1984.

SHOTS ON GOAL, BOTH TEAMS

91—Bemidji St. (57) vs. Merrimack (34), 1984.

SHOTS ON GOAL, PERIOD

23—Ala.-Huntsville vs. Bemidji St., 1998 (second).

SHOTS ON GOAL, BOTH TEAMS, PERIOD

38—Ala.-Huntsville (23) vs. Bemidji St. (15), 1998 (second).

FEWEST SHOTS ON GOAL

14—Lake Forest vs. Merrimack, 1978.

FEWEST SHOTS ON GOAL, BOTH TEAMS

45—Bemidji St. (27) vs. Ala.-Huntsville (18), 1994.

FEWEST SHOTS ON GOAL, REGULATION PERIOD

2—Plattsburgh St. vs. Mass.-Lowell, 1982 (second).

FEWEST SHOTS ON GOAL, BOTH TEAMS, REGULATION PERIOD

9—Rochester Inst. (4) vs. Bemidji St. (5), 1983 (first).

LONGEST GAME

All games ended in regulation.

Won-Lost-Tied Records in Tournament Play

Minigames not included in team's won-lost record.

Team (Years Participated)	Yrs.	Won	Lost	Tied	Pct.	1st	2nd	3rd	4th
Ala.-Huntsville (1994-96-97-98)	4	5	3	0	.625	2	2	0	0
Alas. Fairbanks (1984)	1	0	2	0	.000	0	0	0	0
Babson (1982-83)	2	1	4	1	.250	0	0	0	1
Bemidji St. (1983-84-93-94-95-96-97-98)	8	13	7	0	.650	5	3	0	0
Concordia-M'head (1981)	1	0	2	0	.000	0	0	0	1
Elmira (1978-80)	2	1	3	0	.250	0	1	0	1
Gust. Adolphus (1982-83)	2	4	2	0	.667	0	0	1	0
Ill.-Chicago (1979)	1	1	1	0	.500	0	0	1	0
Lake Forest (1978)	1	1	1	0	.500	0	1	0	0
Mass.-Lowell (1979-80-81-82-83)	5	11	3	0	.786	3	0	2	0
Mercyhurst (1993-95)	2	0	4	0	.000	0	2	0	0
Merrimack (1978-80-82-84)	4	6	6	0	.500	1	1	0	2
Minn. St. Mankato (1978-79-80-81-82-83)	6	6	6	0	.500	1	1	2	0
Norwich (1983)	1	1	1	0	.500	0	0	0	0
Oswego St. (1982-83)	2	1	3	0	.250	0	0	0	0
Plattsburgh St. (1981-82)	2	3	2	1	.583	0	2	0	0
Rochester Inst. (1983)	1	3	1	0	.750	1	0	0	0
St. Michael's (1999)	1	1	0	1	.750	1	0	0	0
St. Scholastica (1982)	1	0	2	0	.000	0	0	0	0
Salem St. (1979)	1	0	2	0	.000	0	0	0	1
Southern N.H. (1984-99)	2	0	3	1	.125	0	1	0	0

All-Time Results

1978 Semifinals: Merrimack 6, Minn. St. Mankato 1; Lake Forest 4, Elmira 1. **Third Place:** Minn. St. Mankato 5, Elmira 3. **Championship:** Merrimack 12, Lake Forest 2.

1979 Semifinals: Minn. St. Mankato 5, Salem St. 3; Mass.-Lowell 10, Ill.-Chicago 6. **Third Place:** Ill.-Chicago 4, Salem St. 3 (ot). **Championship:** Mass.-Lowell 6, Minn. St. Mankato 4.

1980 Semifinals: Elmira 4, Merrimack 1; Minn. St. Mankato 8, Mass.-Lowell 1. **Third Place:** Mass.-Lowell 8, Merrimack 7. **Championship:** Minn. St. Mankato 5, Elmira 2.

1981 Semifinals: Plattsburgh St. 10, Concordia-M'head 4; Mass.-Lowell 8, Minn. St. Mankato 7 (ot). **Third Place:** Minn. St. Mankato 9, Concordia-M'head 7. **Championship:** Mass.-Lowell 5, Plattsburgh St. 4.

(Note: From 1982-84, first-round winners based on two-game, total-goals format.)

1982 First Round: Mass.-Lowell 9, Oswego St. 5; Oswego St. 4, Mass.-Lowell 3 (Mass.-Lowell wins, 12-9). Plattsburgh St. 4, Babson 3; Plattsburgh St. 1, Babson 1 (Plattsburgh St. wins, 5-4). Merrimack 5, Minn. St. Mankato 3; Merrimack 6, Minn. St. Mankato 4 (Merrimack wins, 11-7). Gust. Adolphus 7, St. Scholastica 4; Gust. Adolphus 9, St. Scholastica 1 (Gust. Adolphus wins, 16-5). **Semifinals:** Mass.-Lowell 4, Merrimack 3; Plattsburgh St. 4, Gust. Adolphus 3. **Third Place:** Gust. Adolphus 8, Merrimack 5. **Championship:** Mass.-Lowell 6, Plattsburgh St. 1.

1983 First Round: Babson 3, Norwich 1; Norwich 2, Babson 1 (ot) (Babson wins, 4-3). Mass.-Lowell 10, Oswego St. 2; Mass.-Lowell 5, Oswego St. 3 (Mass.-Lowell wins, 15-5). Bemidji St. 6, Gust. Adolphus 3; Gust. Adolphus 3, Bemidji St. 2 (Bemidji St. wins, 8-6). Rochester Inst. 6, Minn. St. Mankato 1; Minn. St. Mankato 6, Rochester Inst. 3 (Rochester Inst. wins, 9-7). **Semifinals:** Bemidji St. 3, Babson 1; Rochester Inst. 4, Mass.-Lowell 1. **Third Place:** Mass.-Lowell 5, Babson 3. **Championship:** Rochester Inst. 4, Bemidji St. 2.

1984 First Round: Bemidji St. 9, Alas. Fairbanks 6; Bemidji St. 4, Alas. Fairbanks 2 (Bemidji St. wins, 13-8). Merrimack 4,

Southern N.H. 3; Merrimack 5, Southern N.H. 4 (Merrimack wins, 9-7). **Championship:** Bemidji St. 6, Merrimack 3; Bemidji St. 8, Merrimack 1 (Bemidji St. wins, 14-4).

1993 Championship: Bemidji St. 10, Mercyhurst 6; Bemidji St. 5, Mercyhurst 0 (Bemidji St. wins series, 2-0).

1994 Championship: Ala.-Huntsville 5, Bemidji St. 3; Bemidji St. 2, Ala.-Huntsville 1; Bemidji St. 2, Ala.-Huntsville 1 (minigame [ot]) (Bemidji St. wins series, 2-1).

1995 Championship: Bemidji St. 6, Mercyhurst 2; Bemidji St. 5, Mercyhurst 4 (Bemidji St. wins series, 2-0).

1996 Championship: Ala.-Huntsville 7, Bemidji St. 1; Ala.-Huntsville 3, Bemidji St. 0 (Ala.-Huntsville wins series, 2-0).

1997 Championship: Bemidji St. 3, Ala.-Huntsville 2; Bemidji St. 4, Ala.-Huntsville 2 (Bemidji St. wins series, 2-0).

1998 Championship: Ala.-Huntsville 6, Bemidji St. 2; Ala.-Huntsville 5, Bemidji St. 2 (Ala.-Huntsville wins series, 2-0).

1999 Championship: St. Michael's 4, Southern N.H. 4; St. Michael's 8, Southern N.H. 5 (St. Michael's wins series, 1-0-1).

Division III Men's Championship

2007 Highlights

Oswego State Edges Middlebury for First Team Championship: Oswego State battled through two consecutive overtime games to take the Division III Men's Ice Hockey Championship, 4-3, over defending champion Middlebury March 18 in Superior, Wis. Garren Reisweber scored 12:55 into overtime to push the Lakers past the Panthers for the school's first team championship in any sport.

Lakers goaltender Ryan Scott, a junior who set an Division III championship-game record with 47 saves, recorded 19 in the first period alone.

After a scoreless first period, the teams traded goals in a wild second stanza. Reisweber scored just 33 seconds into the period on an assist from Peter Magagna. Consecutive Middlebury goals by Jamie McKenna and John Sales put the Panthers up, 2-1. Trevor Gilligan evened the game at 2 for the Lakers by putting a puck through the legs of Middlebury goalie Ross Cherry at 16:12 into the second. Mark Lozzi and Darrell Levy assisted on that score.

The Lakers took a 3-2 lead 5:33 into the third on a power-play notch by Magagna with Brendan McLaughlin assisting. But the Panthers put on heavy pressure, finally resulting in the tying tally off the stick of John Sullivan with 2:25 remaining in regulation.

Overtime saw the two teams trade scoring chances. Finally, Reisweber took a McLaughlin feed near center ice and eluded two Panther defenders, faked to Cherry's left, then skated through to tuck the puck into the other side of the net to give the Laker ice hockey team -- and the college athletics program -- its first national championship.

"Our guys all year long have found a way to gut it out and hang in there. Tonight was no exception. They played extremely hard and smart," Oswego State head coach Ed Gosek said. "It's an unbelievable feeling."

The national championship feeling didn't come easily for Oswego State (23-3-3), which had to overcome fatigue from its 4-3 overtime win over St. Norbert in the semifinals the day before the nearly three-hour championship game. Even Reisweber noted that he was starting to feel weary before his game-winning shot.

Middlebury, which ended the year 20-8-3, came into the championship game on a 10-game unbeaten streak after starting the season off uncharacteristically slowly. The Panthers had won the last three national titles in shutouts, but lost six games in the first half of the season before coming into their own in the second half.

Results

FIRST ROUND

Bethel (Minn.) 2, Wis.-River Falls 1
Middlebury 9, Fredonia St. 0

QUARTERFINALS

St. Norbert 4, Bethel (Minn.) 1
Oswego St. 3, Norwich 0
Manhattanville 5, Babson 3
Middlebury 3, Mass.-Dartmouth 2

SEMIFINALS

MARCH 17 AT WIS.-SUPERIOR

Oswego St. 4, St. Norbert 3 (ot)

Scoring Summary

Goal No.	Period	Time	Team	Type	Scored By	Assists
1	1st	3:59	St. Norbert	Even Strength	Marc Belanger	-
2	1st	13:09	Oswego St.	Even Strength	Rich Zalewski	Neil Musselwhite C.J. Thompson
3	2nd	6:30	Oswego St.	Power Play	Tyler Lyon	Peter Magagna Jeff Hazelwood
4	2nd	9:37	St. Norbert	Even Strength	Kurtis Peterson	James Switzer Tyler Allen
5	2nd	17:25	St. Norbert	Even Strength	Ryan Petersen	Trevor Bayda
6	3rd	3:44	Oswego St.	Even Strength	Tyler Lyon	Garren Reisweber Brendan McLaughlin
7	OT	3:51	Oswego St.	Even Strength	Ryan Woodward	Tony DiNunzio Matt Whitehead

Goals by Period

Team	1	2	3	OT	Total
Oswego St.	1	1	1	1	4
St. Norbert	1	2	0	0	3

Shots by Period

Team	1	2	3	OT	Total
Oswego St.	6	17	3	3	29
St. Norbert	9	11	6	3	29

GOALTENDERS

Oswego St.

No.	Player	MIN	GA	EN	1	2	3	OT	Total
33	Ryan Scott	63:51	3	0	8	9	6	3	26

St. Norbert

No.	Player	MIN	GA	EN	1	2	3	OT	Total
35	Kyle Jones	63:51	4	0	5	16	2	2	25

Win-Ryan Scott (18-3-3). Loss-Kyle Jones (25-4-2).

PENALTY SUMMARY

Period	Player	Team	Min.	Penalty	Time	Period	Player	Team	Min.	Penalty	Time
1st	Jon Skoog	St. Norbert	2	Interference	4:25 PP	2nd	Shane Wheeler	St. Norbert	2	Interference	12:41 PP
1st	Brendan McLaughlin	Oswego St.	2	Delaying the game	17:44 PP	3rd	Andrew Derton	St. Norbert	2	Holding	12:30 PP
2nd	Tyler Gow	St. Norbert	2	Interference	6:03 PP	3rd	TEAM	Oswego St.	2	Too many on ice	15:20 PP

Officials—Referee: Matt Smith; Asst. Ref.: Jim Tinnirella; Asst. Ref.: John Boche
Attendance: 1,293 Start time: 12:30 p.m. End time: 2:57 p.m. Total time: 2:27

Middlebury 3, Manhattanville 2

Scoring Summary

Goal No.	Period	Time	Team	Type	Scored By	Assists
1	2nd	0:26	Middlebury	Shorthanded	Mickey Gilchrist	-
2	2nd	11:09	Manhattanville	Even Strength	Justin Rohr	-
3	2nd	17:40	Manhattanville	Shorthanded	Justin Rohr	Chris Mills
4	2nd	19:40	Middlebury	Even Strength	Jamie McKenna	Justin Gaines
5	3rd	1:29	Middlebury	Even Strength	Evgeny Saidachev	Darwin Hunt Eric LaFreniere

Goals by Period

Team	1	2	3	Total
Middlebury.....	0	2	1	3
Manhattanville.....	0	2	0	2

Shots by Period

Team	1	2	3	Total
Middlebury.....	9	15	10	34
Manhattanville.....	12	14	10	36

GOALTENDERS

Middlebury

No.	Player	MIN	GA	EN	1	2	3	Total
31	Doug Raeder.....	60:00	2	0	12	12	10	34

Manhattanville

No.	Player	MIN	GA	EN	1	2	3	Total
31	Andrew Gallant.....	58:55	3	0	9	13	9	31
TM	Team.....	1:05	0	0	0	0	0	0

Win-Doug Raeder (13-3-0). Loss-Andrew Gallant (19-2-5).

PENALTY SUMMARY

Period	Player	Team	Min.	Penalty	Time
1st	Arlen Marshall	Manhattanville	2	Contact w/Goalie	5:49 PP
1st	Scott Bartlett	Middlebury	2	Hooking	8:20 PP
1st	Jack Kinder	Middlebury	2	Interference	19:22 PP
2nd	Eric LaFreniere	Middlebury	2	Slashing	2:22 PP
2nd	Arlen Marshall	Manhattanville	2	Hit after whistle	4:46 PP
2nd	Richie Fuld	Middlebury	2	Charging	8:26 PP
2nd	Joe DiCamillo	Manhattanville	2	High Sticking	17:27 PP

Period	Player	Team	Min.	Penalty	Time
3rd	Tom Maldonado	Middlebury	2	Interference	2:52 PP
3rd	Arlen Marshall	Manhattanville	2	Slashing	4:10
3rd	TEAM	Manhattanville	2	Too many on ice	6:14 PP
3rd	Jack Kinder	Middlebury	2	Slashing	15:27 PP
3rd	Justin Rohr	Manhattanville	2	Delaying the game	16:37
3rd	Darwin Hunt	Middlebury	2	Hooking	19:01 PP

Officials—Referee: Tim Kotyra; Asst. Ref.: Brad Albers; Asst. Ref.: Dave Marcotte
Attendance: 1,042 Start time: 4 p.m. End time: 6:06 p.m. Total time: 2:06

CHAMPIONSHIP

MARCH 18 AT WIS.-SUPERIOR

Oswego St. 4, Middlebury 3 (ot)

Scoring Summary

Goal No.	Period	Time	Team	Type	Scored By	Assists
1	2nd	0:33	Oswego St.	Power Play	Garren Reisweber	Peter Magagna
2	2nd	8:42	Middlebury	Even Strength	Jamie McKenna	-
3	2nd	9:54	Middlebury	Power Play	John Sales	Tom Maldonado Jamie McKenna
4	2nd	16:12	Oswego St.	Even Strength	Trevor Gilligan	Mark Lozzi Derrell Levy
5	3rd	5:33	Oswego St.	Power Play	Peter Magagna	Brendan McLaughlin
6	3rd	17:35	Middlebury	Even Strength	John Sullivan	-
7	OT	12:55	Oswego St.	Even Strength	Garren Reisweber	Ryan Koresky

Goals by Period

Team	1	2	3	OT	Total
Middlebury.....	0	2	1	0	3
Oswego St.....	0	2	1	1	4

Shots by Period

Team	1	2	3	OT	Total
Middlebury.....	19	11	13	7	50
Oswego St.....	6	6	13	8	33

GOALTENDERS

Middlebury

No.	Player	MIN	GA	EN	1	2	3	OT	Total
1	Ross Cherry.....	72:55	4	0	6	4	12	7	29

Oswego St.

No.	Player	MIN	GA	EN	1	2	3	OT	Total
33	Ryan Scott.....	72:55	3	0	19	9	12	7	47

Win-Ryan Scott (19-3-3). Loss-Ross Cherry (7-5-3).

PENALTY SUMMARY

Period	Player	Team	Min.	Penalty	Time
1st	C.J. Thompson	Oswego St.	2	Holding	8:58 PP
1st	Matt Whitehead	Oswego St.	2	Check from behind	16:30 PP
1st	Richie Fuld	Middlebury	2	Tripping	19:02 PP
2nd	Peter Magagna	Oswego St.	2	Roughing	9:41 PP
2nd	TEAM	Oswego St.	2	Too many on ice	9:41 PP

Period	Player	Team	Min.	Penalty	Time
2nd	Mason Graddock	Middlebury	2	Goalie Interference	12:29 PP
2nd	Shane Mandes	Middlebury	2	Slashing	17:53 PP
3rd	Darwin Hunt	Middlebury	2	Cross-Checking	4:14 PP
3rd	Peter Magagna	Oswego St.	2	Interference	12:21 PP

Officials—Referee: John Boche; Asst. Ref.: Matt Smith; Asst. Ref.: Dave Marcotte
Attendance: 1,052 Start time: 3:05 p.m. End time: 6 p.m. Total time: 2:55

History

Team Results

Year	Champion (Record)	Coach	Score	Runner-Up	Site	Championship Game Attendance	Championship Total Attendance
1984	Babson (27-5-1)	Rob Riley	8-0	Union (N.Y.)	Rochester Inst.	1,064	9,226
1985	Rochester Inst. (26-6)	Bruce Delventhal	5-1	Bemidji St.	Union (N.Y.)	2,500	14,557
1986	Bemidji St. (25-9-1)	R.H. Peters	8-5	#Plattsburgh St.	Bemidji St.	2,047	14,592
1987	#Plattsburgh St. (34-6)	Steve Hoar	8-3	Oswego St.	Plattsburgh St.	4,000	17,530
1988	Wis.-River Falls (31-6-1)	Rick Kozuback	7-1, 3-5, 3-0	Elmira	Elmira	4,000	21,723
1989	Wis.-Stevens Point (34-5-2)	Mark Mazzoleni	3-3, 3-2	Rochester Inst.	Rochester Inst.	2,100	19,171
1990	Wis.-Stevens Point (28-4-6)	Mark Mazzoleni	10-1,3-6,1-0	Plattsburgh St.	Wis.-Stevens Point	1,200	15,829
1991	Wis.-Stevens Point (27-9)	Mark Mazzoleni	6-2	Minn. St. Mankato	Elmira	—	16,701
1992	Plattsburgh St. (32-2-2)	Bob Emery	7-3	Wis.-Stevens Point	Plattsburgh St.	—	18,932
1993	Wis.-Stevens Point (25-5-2)	Joe Baldarotta	4-3 (ot)	Wis.-River Falls	Maplewood, Minn.	2,878	13,900
1994	Wis.-River Falls (21-8-4)	Dean Talafous	6-4	Wis.-Superior	Wis.-Superior	2,150	10,448
1995	Middlebury (23-2-2)	Bill Beaney	1-0	Fredonia St.	Middlebury	1,700	12,340
1996	Middlebury (26-2-0)	Bill Beaney	3-2	Rochester Inst.	Wis.-River Falls	624	11,876
1997	Middlebury (22-3-2)	Bill Beaney	3-2	Wis.-Superior	Middlebury	1,600	16,850
1998	Middlebury (24-2-2)	Bill Beaney	2-1	Wis.-Stevens Point	Plattsburgh St.	3,015	11,018
1999	Middlebury (21-5-1)	Bill Beaney	5-0	Wis.-Superior	Norwich	4,733	15,621
2000	Norwich (29-2-1)	Mike McShane	2-1	St. Thomas (Minn.)	Wis.-Superior	3,641	16,417
2001	Plattsburgh St. (29-5)	Bob Emery	6-2	Rochester Inst.	Rochester Inst.	2,100	17,675
2002	Wis.-Superior (24-5-5)	Dan Stauber	3-2 (ot)	Norwich	Middlebury	2,600	19,202
2003	Norwich (27-3)	Mike McShane	2-1	Oswego St.	Norwich	3,000	12,609
2004	Middlebury (27-3)	Bill Beaney	1-0 (ot)	St. Norbert	Norwich	2,200	13,490
2005	Middlebury (23-4-3)	Bill Beaney	5-0	St. Thomas (Minn.)	Middlebury	2,165	11,905
2006	Middlebury (26-2-2)	Bill Beaney	3-0	St. Norbert	Elmira	1,474	13,671
2007	Oswego St. (23-3-3)	Ed Gosek	4-3 (ot)	Middlebury	Wis.-Superior	1,052	12,087

#Participation in the tournament vacated by the NCAA Committee on Infractions.

Leading Scorers, Year-by-Year

Year	Player, School	G	A	P
1984	Maurice Montambault, Rochester Inst.	5	5	10
1985	Dave Piromalli, Plattsburgh St.	4	7	11
	Peter DeArmas, Plattsburgh St.	7	4	11
1986	Ritchie Herbert, Rochester Inst.	6	6	12
1987	Chris Panek, Plattsburgh St.	2	7	9
1988	Arron Scott, Wis.-River Falls	6	7	13
1989	Paul Caufield, Wis.-Stevens Point	4	10	14
1990	Ralph Barahona, Wis.-Stevens Point	2	7	9
	Jim Duran, Plattsburgh St.	3	6	9
1991	Paul Caufield, Wis.-Stevens Point	6	4	10
1992	Dan Bates, Salem St.	7	5	12
	Chris Campbell, Wis.-Superior	8	4	12
1993	Steve Moore, Plattsburgh St.	3	8	11
1994	Jeff Lupu, Fredonia St.	6	3	9
1995	Russ Johnson, Wis.-River Falls	4	5	9
1996	Steve Toll, Rochester Inst.	5	4	9
1997	Mike Anatasio, Middlebury	3	3	6
	Mark Spence, Middlebury	3	3	6
1998	Eric Seidel, Plattsburgh St.	5	6	11
1999	Keith Aucoin, Norwich	3	7	10
2000	Steve Aronson, St. Thomas (Minn.)	4	9	13
	Brian Bolf, St. Thomas (Minn.)	3	10	13
2001	Mike Bournazakis, Rochester Inst.	1	8	9
2002	Josh Liebenow, Wis.-Superior	3	5	8
2003	Kurtis McLean, Norwich	1	3	4
2004	Kevin Cooper, Middlebury	5	2	7
2005	Dan Krmpotich, St. Thomas (Minn.)	2	3	5
2006	Kyle McCullough, Mass.-Dartmouth	4	2	6
2007	Eric LaFreniere, Middlebury	1	4	5
	Jamie McKenna, Middlebury	2	3	5

Most Outstanding Player

1984	Paul Donato, f, Babson
1985	Chet Hallice, g, Rochester Inst.
1986	Mike Alexander, f, Bemidji St.
1987	Chris Panek, def, Plattsburgh St.

1988	Not awarded
1989	Shawn Wheeler, f, Wis.-Stevens Point
1990	Paul Caufield, c, Wis.-Stevens Point

Award not presented since 1990.

All-Tournament Teams

Note: Team not named after 1987.

1984	G—Keith Houghton, Babson D—Joe Thibert, Babson D—John MacKenzie, Union (N.Y.) F—Ritchie Herbert, Rochester Inst. F—Gill Egan, Union (N.Y.) F—Russ McKinnon, Babson F—Paul Donato, Babson
1985	G—Chet Hallice, Rochester Inst. D—John Hawkins, Rochester Inst. D—Dave Geatz, Babson F—Bobby Trowell, Rochester Inst. F—Peter DeArmas, Plattsburgh St. F—Jamie Knight, Union (N.Y.)
1986	G—Jim Martin, Bemidji St. D—*Chris Panek, Plattsburgh St. D—Dale Rivington, Rochester Inst. F—Mike Alexander, Bemidji St. F—Tim Lescarbeau, Bemidji St. F—Todd Lescarbeau, Bemidji St.
1987	G—*Craig Barnett, Plattsburgh St. D—*Chris Panek, Plattsburgh St. D—Peter Wasserman, Oswego St. F—*Joey Ferras, Plattsburgh St. F—*Dave Piromalli, Plattsburgh St. F—Rian Reed, St. Cloud St.

*Participation in championship vacated.

Individual Records

ALL GAMES

GOALS

4—Curt McLeod, St. Thomas (Minn.) vs. Augsburg, 1984;
Dave Piromalli, Plattsburgh St. vs. Oswego St., 1987;
Chris McGee, Babson vs. Oswego St., 1991; Curt Healey,
Norwich vs. Plattsburgh St., 1997.

GOALS, TOURNAMENT

8—Tom Niles, Wis.-River Falls, 1988; Chris Campbell, Wis.-
Superior, 1992.

FASTEST OPENING-GAME GOAL

:08—Jeff Lupu, Fredonia St. vs. Wis.-River Falls, 1994.

FASTEST GOAL, START OF PERIOD

:08—Jeff Lupu, Fredonia St. vs. Wis.-River Falls, 1994
(first).

FASTEST CONSECUTIVE GOALS

:12—Russ Johnson, Wis.-River Falls vs. Bowdoin, 1996
(second period).

FASTEST HAT TRICK

6:02—Ross Sealfon, Middlebury vs. Rochester Inst., 1999.

ASSISTS

5—Mike Bournazakis, Rochester Inst. vs. Lebanon Valley,
2001.

ASSISTS, TOURNAMENT

10—Paul Caufield, Wis.-Stevens Point, 1989; Brian Bolf, St.
Thomas (Minn.), 2000.

POINTS

6—Joe Caswell, Elmira vs. Salem St., 1993 (2 goals, 4
assists); Eric Seidel, Plattsburgh St. vs. Augsburg, 1998
(2 goals, 4 assists).

POINTS, TOURNAMENT

14—Paul Caufield, Wis.-Stevens Point, 1989.

PENALTIES

6—Pat Carli, Elmira vs. Wis.-River Falls, 1988; Jason
Courtemanche, Elmira vs. Wis.-Stevens Point, 1993.

SHUTOUTS, TOURNAMENT

2—Ross Cherry, Middlebury (vs. Curry and St. Thomas
[Minn.]), 2005.

SAVES (Excluding Overtime)

54—Jeff Markham, Wis.-Superior vs. Wis.-Stevens Point, 1993.

SAVES (Including Overtime)

69—Dave Graichen, Wis.-Superior vs. Norwich, 1997 (2 ot).

SAVES, PERIOD

27—Craig Barnett, Plattsburgh St. vs. Minn. St. Mankato, 1986 (second).

SAVES, TOURNAMENT

227—Les Sirota, Plattsburgh St., 1990 (6 games plus 3 minigames).

CHAMPIONSHIP GAME**GOALS**

4—Dave Piromalli, Plattsburgh St. vs. Oswego St., 1987.

FASTEST GAME-OPENING GOAL

1:36—Robert MacIntyre, Middlebury vs. St. Norbert, 2006.

FASTEST GOAL, START OF PERIOD**(Excluding Overtime)**

:33—Garren Reisweber, Oswego St. vs. Middlebury, 2007 (second).

FASTEST GOAL, START OF PERIOD**(Including Overtime)**

:23—Colin Kendall, Wis.-Superior vs. Norwich, 2002.

FASTEST CONSECUTIVE GOALS

:15—Dave Piromalli, Plattsburgh St. vs. Oswego St., 1987 (third period).

FASTEST HAT TRICK

32:47—Chris Palmer, Rochester Inst. vs. Wis.-Stevens Point, 1989.

ASSISTS

3—Russ McKinnon, Babson vs. Union (N.Y.), 1984; Joe Thibert, Babson vs. Union (N.Y.), 1984; Greg Joyce, Wis.-River Falls vs. Wis.-Stevens Point, 1993 (ot).

POINTS

4—Paul Donato, Babson vs. Union (N.Y.), 1984 (2 goals, 2 assists); Russ McKinnon, Babson vs. Union (N.Y.), 1984 (1 goal, 3 assists); Joe Thibert, Babson vs. Union (N.Y.), 1984 (1 goal, 3 assists); Mike Alexander, Bemidji St. vs. Plattsburgh St., 1986 (2 goals, 2 assists); Dave Piromalli, Plattsburgh St. vs. Oswego St., 1987 (4 goals).

PENALTIES

6—Pat Carli, Elmira vs. Wis.-River Falls, 1988.

FEWEST GOALS ALLOWED

0—Keith Houghton, Babson vs. Union (N.Y.), 1984; Chris Farion, Middlebury vs. Fredonia St., 1995; Jon Marsh, Middlebury vs. Wis.-Superior, 1999; Marc Scheuer, Middlebury vs. St. Norbert, 2004 (ot); Ross Cherry, Middlebury vs. St. Thomas (Minn.), 2005; Doug Raeder, Middlebury vs. St. Norbert, 2006.

SAVES

47—Ryan Scott, Oswego St. vs. Middlebury, 2007 (ot).

SAVES, PERIOD

19—Todd Chin, Wis.-Stevens Point vs. Rochester Inst., 1989 (first); Bobby Gorman, Wis.-Stevens Point vs. Middlebury, 1998 (first); Ryan Scott, Oswego St. vs. Middlebury, 2007 (first).

Team Records**ALL GAMES****GOALS**

13—Rochester Inst. vs. Oswego St. (2), 1984.

GOALS, BOTH TEAMS

19—Wis.-Stevens Point (12) vs. Salem St. (7), 1992.

GOALS, PERIOD

8—Wis.-Stevens Point vs. Salem St., 1992 (second).

GOALS, BOTH TEAMS, PERIOD

9—Oswego St. (6) vs. Rochester Inst. (3), 1989 (first); Wis.-Stevens Point (8) vs. Salem St. (1), 1992 (second).

GOALS, TOURNAMENT

39—Wis.-River Falls, 1988.

GOALS, LOSING TEAM

7—Five times (most recent: Salem St. vs. Wis.-Stevens Point [12], 1992).

FEWEST GOALS

0—26 times (most recent: Twice in 2007).

FEWEST GOALS, BOTH TEAMS

1—Middlebury (1) vs. Fredonia St. (0), 1995; Middlebury (1) vs. St. Norbert (0), 2004 (ot).

WINNING MARGIN

11—Rochester Inst. (13) vs. Oswego St. (2), 1984; Wis.-Stevens Point (11) vs. Bemidji St. (0), 1989.

FASTEST CONSECUTIVE GOALS

:03—Bowdoin (Rich Dempsey and Chris Carosi) vs. Wis.-River Falls, 1996 (third period).

FASTEST CONSECUTIVE GOALS, BOTH TEAMS

:08—Bemidji St. (Tom Shinabarger), then Concordia-M'head (John Bowkus), 1987 (second period); St. John's (Minn.) (Brian Fischer), then Wis.-Superior (Eric Pitoscia), 2001 (first period).

ASSISTS

22—Rochester Inst. vs. Oswego St., 1984.

ASSISTS, BOTH TEAMS

28—Babson (20) vs. Oswego St. (8), 1991.

ASSISTS, TOURNAMENT

65—Rochester Inst., 1984 (37 goals, 4 games).

POINTS

35—Rochester Inst. vs. Oswego St., 1984 (13 goals, 22 assists).

POINTS, BOTH TEAMS

46—Wis.-Stevens Point (12 goals, 17 assists) vs. Salem St. (7 goals, 10 assists), 1992.

POINTS, TOURNAMENT

102—Rochester Inst., 1984 (37 goals, 65 assists).

PENALTIES

22—Rochester Inst. vs. Norwich, 1999.

PENALTIES, BOTH TEAMS

39—Wis.-Stevens Point (18) vs. Plattsburgh St. (21), 1990.

FEWEST PENALTIES

0—Wis.-River Falls vs. Rochester Inst., 1996.

FEWEST PENALTIES, BOTH TEAMS

3—Rochester Inst. (3) vs. Wis.-River Falls (0), 1996.

SHOTS ON GOAL

70—Norwich vs. Wis.-Superior, 1997 (2 ot).

SHOTS ON GOAL, BOTH TEAMS

119—Norwich (70) vs. Wis.-Superior (49), 1997 (2 ot).

SHOTS ON GOAL, PERIOD

31—Minn. St. Mankato vs. Plattsburgh St., 1986 (second).

SHOTS ON GOAL, BOTH TEAMS, PERIOD

50—Geneseo St. (24) vs. Babson (26), 1990 (second).

FEWEST SHOTS ON GOAL

10—Wentworth Inst. vs. Middlebury, 2002 (both games).

FEWEST SHOTS ON GOAL, BOTH TEAMS

39—Babson (16) vs. Union (N.Y.) (23), 1989; Wis.-River Falls (19) vs. Wis.-Stevens Point (20), 1994.

FEWEST SHOTS ON GOAL, REGULATION PERIOD

0—Wentworth Inst. vs. Middlebury, 2002 (second).

FEWEST SHOTS ON GOAL, BOTH TEAMS, REGULATION PERIOD

9—Wis.-Stevens Point (5) vs. Rochester Inst. (4), 1989 (first); Wis.-River Falls (5) vs. St. Mary's (Minn.) (4), 1995 (first); Middlebury (6) vs. Wis.-River Falls (3), 1995 (first); Rochester Inst. (5) vs. Wis.-River Falls (4), 2001 (third).

LONGEST GAME

93:26—Union (N.Y.) vs. Rochester Inst., 1984 (4 ot).

CHAMPIONSHIP GAME**GOALS**

10—Wis.-Stevens Point vs. Plattsburgh St. (1), 1990.

GOALS, BOTH TEAMS

13—Bemidji St. (8) vs. Plattsburgh St. (5), 1986.

GOALS, PERIOD

5—Wis.-Stevens Point vs. Plattsburgh St., 1990 (Game 1, first).

GOALS, BOTH TEAMS, PERIOD

6—Bemidji St. (4) vs. Plattsburgh St. (2), 1986 (second); Plattsburgh St. (4) vs. Oswego St. (2), 1987 (second); Wis.-Stevens Point (5) vs. Plattsburgh St., (1), 1990 (Game 1, first).

GOALS, LOSING TEAM

5—Plattsburgh St. vs. Bemidji St. (8), 1985.

FEWEST GOALS

0—Union (N.Y.) vs. Babson (8), 1984; Fredonia St. vs. Middlebury (1), 1995; Wis.-Superior vs. Middlebury (5), 1999; St. Norbert vs. Middlebury (1), 2004 (ot); St. Thomas (Minn.) vs. Middlebury (5), 2005; St. Norbert vs. Middlebury (3), 2006.

FEWEST GOALS, BOTH TEAMS

1—Middlebury (1) vs. Fredonia St. (0), 1995; Middlebury (1) vs. St. Norbert (0), 2004 (ot).

FEWEST GOALS ALLOWED

0—Babson vs. Union (N.Y.), 1984; Middlebury vs. Fredonia St., 1995; Middlebury vs. Wis.-Superior, 1999; Middlebury vs. St. Norbert, 2004 (ot); Middlebury vs. St. Thomas (Minn.), 2005; Middlebury vs. St. Norbert, 2006.

WINNING MARGIN

9—Wis.-Stevens Point (10) vs. Plattsburgh St. (1), 1990.

FASTEST CONSECUTIVE GOALS

:15—Plattsburgh St. (Dave Piromalli) vs. Oswego St., 1987 (third).

FASTEST CONSECUTIVE GOALS, BOTH TEAMS

:10—Wis.-River Falls (Tom Niles), then Elmira (Hank Banas), 1988 (second).

ASSISTS

15—Babson vs. Union (N.Y.), 1984; Plattsburgh St. vs. Oswego St., 1987; Wis.-Stevens Point vs. Plattsburgh St., 1990.

ASSISTS, BOTH TEAMS

22—Bemidji St. (14) vs. Plattsburgh St. (8), 1986.

POINTS

25—Wis.-Stevens Point vs. Plattsburgh St., 1990 (10 goals, 15 assists).

POINTS, BOTH TEAMS

35—Bemidji St. (8 goals, 14 assists) vs. Plattsburgh St. (5 goals, 8 assists), 1986.

PENALTIES

21—Plattsburgh St. vs. Wis.-Stevens Point, 1990.

PENALTIES, BOTH TEAMS

39—Plattsburgh St. (21) vs. Wis.-Stevens Point (18), 1990.

FEWEST PENALTIES

1—Middlebury vs. Fredonia St., 1995.

FEWEST PENALTIES, BOTH TEAMS

7—Middlebury (1) vs. Fredonia St. (6), 1995; Rochester Inst. (3) vs. Middlebury (4), 1996.

SHOTS ON GOAL

57—Wis.-Stevens Point vs. Plattsburgh St., 1990.

SHOTS ON GOAL, BOTH TEAMS

83—Middlebury (50) vs. Oswego St. (33), 2007 (7 goals).

SHOTS ON GOAL, PERIOD

21—Wis.-Stevens Point vs. Plattsburgh St., 1990 (first).

SHOTS ON GOAL, BOTH TEAMS, PERIOD

31—Wis.-Stevens Point (21) vs. Plattsburgh St. (10), 1990 (first).

FEWEST SHOTS ON GOAL

12—Wis.-Superior vs. Middlebury, 1999.

FEWEST SHOTS ON GOAL, BOTH TEAMS

43—Wis.-Stevens Point (24) vs. Rochester Inst. (19), 1989; St. Norbert (22) vs. Middlebury (21), 2006.

FEWEST SHOTS ON GOAL, PERIOD

1—Plattsburgh St. vs. Wis.-Stevens Point, 1990 (third).

FEWEST SHOTS ON GOAL, BOTH TEAMS, REGULATION PERIOD

9—Wis.-Stevens Point (5) vs. Rochester Inst. (4), 1989 (first).

LONGEST GAME

72:55—Oswego St. (4) vs. Middlebury (3), 2007 (ot).

Won-Lost-Tied Records in Tournament Play

(Note: Minigames not included in team's won-lost record. Third-place games were not played from 1988-90, and from 2002 to the present. In years without a third-place game, both semifinal losers are awarded third place.)

Team (Years Participated)	Yrs.	Won	Lost	Tied	Pct.	1st	2nd	3rd	4th
Amherst (1999)	1	0	2	0	.000	0	0	0	0
Augsburg (1984-98)	2	3	4	1	.438	0	0	0	2
Babson (1984-85-86-87-88-89-90-91-92-93-2007)	11	13	12	6	.516	1	0	4	0
Bemidji St. (1985-86-87-88-89)	5	11	9	0	.550	1	1	2	1
Bethel (Minn.) (2007)	1	1	1	0	.500	0	0	0	0
Bowdoin (1996-2002)	2	0	4	0	.000	0	0	0	0
Colby (1996)	1	0	2	0	.000	0	0	0	0
Concordia-M'head (1987-2000)	2	0	4	0	.000	0	0	0	0
Curry (2005)	1	0	1	0	.000	0	0	0	0
Elmira (1986-88-90-91-92-93-94-97-2003-06)	10	10	15	2	.407	0	1	2	1
Fredonia St. (1994-95-2007)	3	4	4	1	.500	0	1	1	0
Geneseo St. (1990-2005-06)	3	0	2	2	.250	0	0	0	0
Gust. Adolphus (1990-91-93)	3	0	4	2	.167	0	0	0	0
Hobart (2004-06)	2	1	2	0	.333	0	0	1	0
Lake Forest (1991)	1	0	2	0	.000	0	0	0	0
Lebanon Valley (2001)	1	0	2	0	.000	0	0	0	0
Manhattanville (2005-06-07)	3	1	3	0	.250	0	0	1	0
Mass.-Dartmouth (2006-07)	2	1	2	0	.333	0	0	0	0
Mercyhurst (1991)	1	1	1	0	.500	0	0	0	0
Middlebury (1995-96-97-98-99-2000-01-02-03-04-05-06-07)	13	34	6	2	.833	8	1	2	0
Minn. St. Mankato (1985-86-90-91-92)	5	5	8	3	.406	0	1	1	1
New England Col. (1984-2001-05)	3	1	4	1	.250	0	0	1	0
Norwich (1987-97-99-2000-02-03-04-06-07)	9	15	8	2	.640	2	1	2	1
Oswego St. (1984-87-88-89-91-98-2003-07)	8	8	12	0	.400	1	2	0	0
*Plattsburgh St. (1985-86-87-88-90-92-93-95-97-98-99-2000-01-02-04)	15	19	15	8	.548	2	1	4	2
Potsdam St. (1996)	1	0	2	0	.000	0	0	0	0
Rochester Inst. (1984-85-86-89-94-96-97-98-99-2000-01-02)	12	22	15	4	.585	1	3	2	1
St. Cloud St. (1987)	1	2	2	0	.500	0	0	1	0
St. John's (Minn.) (1996-97-2001-03-05)	5	2	7	1	.250	0	0	1	0
St. Mary's (Minn.) (1989-95)	2	0	4	0	.000	0	0	0	0
St. Norbert (1997-98-99-2002-03-04-05-06-07)	9	9	9	1	.500	0	2	2	0
St. Olaf (2006)	1	0	1	0	.000	0	0	0	0
St. Thomas (Minn.) (1984-85-86-88-90-92-94-99-2000-02-04-05)	12	8	15	4	.370	0	2	0	0
Salem St. (1985-87-92-93-94-95)	6	6	9	1	.406	0	0	1	1
Trinity (Conn.) (2003-05)	2	1	2	0	.333	0	0	1	0
Union (N.Y.) (1984-85-86-89)	4	4	7	1	.375	0	1	1	0
Wentworth Inst. (2000-02-03-04)	4	0	6	0	.000	0	0	0	0
Wis.-Eau Claire (1989)	1	0	2	0	.000	0	0	0	0
Wis.-River Falls (1984-88-93-94-95-96-98-2001-03-04-07)	11	22	12	0	.647	2	1	2	1
Wis.-Stevens Point (1988-89-90-91-92-93-94-95-98)	9	19	12	3	.614	4	2	0	0
Wis.-Superior (1992-93-94-95-96-97-99-2000-01-02-06)	11	23	15	3	.598	1	3	1	4

*Record adjusted by the NCAA Committee on Infractions.

All-Time Results

(Note: In 1984 and 1985, first-round series based on two-game, total-goals format.)

1984 First Round: Augsburg 8, St. Thomas (Minn.) 7; Augsburg 5, St. Thomas (Minn.) 5 (ot) (Augsburg wins, 13-12). Babson 4, New England Col. 3; Babson 2, New England Col. 2 (ot) (Babson wins, 6-5). Rochester Inst. 13, Oswego St. 2; Rochester Inst. 10, Oswego St. 1 (Rochester Inst. wins, 23-3). Union (N.Y.) 4, Wis.-River Falls 0; Wis.-River Falls 6, Union (N.Y.) 4 (Union wins, 8-6). **Semifinals:** Babson 7, Augsburg 2; Union (N.Y.) 5, Rochester Inst. 4 (4 ot). **Third Place:** Rochester Inst. 10, Augsburg 1. **Championship:** Babson 8, Union (N.Y.) 0.

1985 First Round: Union (N.Y.) 5, Babson 1; Babson 3, Union (N.Y.) 2 (Union wins, 7-4). Rochester Inst. 5, St. Thomas (Minn.) 4; Rochester Inst. 5, St. Thomas (Minn.) 2 (Rochester Inst. wins, 10-6). Plattsburgh St. 6, Salem St. 1; Plattsburgh St. 4, Salem St. 2 (Plattsburgh St. wins, 10-3). Minn. St. Mankato 4, Bemidji St. 2; Bemidji St. 9, Minn. St. Mankato 2 (Bemidji St. wins, 11-6). **Semifinals:** Rochester Inst. 3, Union (N.Y.) 2; Bemidji St. 8, Plattsburgh St. 7 (3 ot). **Third Place:** Union (N.Y.) 9, Plattsburgh St. 6. **Championship:** Rochester Inst. 5, Bemidji St. 1.

(Note: From 1986-01, first-round series tied after two games were decided by a minigame.)

1986 First Round: Minn. St. Mankato 6, St. Thomas (Minn.) 5; St. Thomas (Minn.) 6, Minn. St. Mankato 1; Minn. St. Mankato 2, St. Thomas (Minn.) 0 (minigame). *Plattsburgh St. 7, Babson 5; Babson 8, *Plattsburgh St. 5; *Plattsburgh

St. 3, Babson 1 (minigame). Bemidji St. 4, Elmira 2; Elmira 5, Bemidji St. 3; Bemidji St. 3, Elmira 0 (minigame). Rochester Inst. 4, Union (N.Y.) 1; Rochester Inst. 8, Union (N.Y.) 7. **Semifinals:** *Plattsburgh St. 7, Minn. St. Mankato 5; Bemidji St. 4, Rochester Inst. 3 (ot). **Third Place:** Rochester Inst. 6, Minn. St. Mankato 0. **Championship:** Bemidji St. 8, *Plattsburgh St. 5.

*Plattsburgh State's participation in the 1986 tournament vacated by the NCAA Committee on Infractions.

1987 First Round: *Plattsburgh St. 6, Norwich 2; Norwich 4, *Plattsburgh St. 3; *Plattsburgh St. 2, Norwich 1 (minigame [ot]). Bemidji St. 3, Concordia-M'head 1; Bemidji St. 8, Concordia-M'head 6. Oswego St. 3, Babson 2; Babson 2, Oswego St. 1; Oswego St. 1, Babson 0 (minigame). Salem St. 8, St. Cloud St. 4; St. Cloud St. 3, Salem St. 2 (ot); St. Cloud St. 2, Salem St. 1 (minigame). **Semifinals:** *Plattsburgh St. 7, Bemidji St. 4; Oswego St. 5, St. Cloud St. 2. **Third Place:** St. Cloud St. 6, Bemidji St. 4. **Championship:** *Plattsburgh St. 8, Oswego St. 3.

*Plattsburgh State's participation in the 1987 tournament vacated by the NCAA Committee on Infractions.

(Note: From 1988-90, semifinal and championship series tied after two games were decided by a minigame.)

1988 First Round: Elmira 6, Oswego St. 3; Elmira 10, Oswego St. 2. Babson 5, *Plattsburgh St. 2; *Plattsburgh St. 3, Babson 2; Babson 1, *Plattsburgh St. 0 (minigame). Wis.-River Falls 6, Wis.-Stevens Point 5; Wis.-River Falls 9, Wis.-Stevens Point 5. Bemidji St. 5, St. Thomas (Minn.) 1; Bemidji St. 3, St. Thomas (Minn.) 1. **Semifinals:** Babson 4, Elmira 3; Elmira 9, Babson 1; Elmira 2, Babson 1 (minigame [ot]). Wis.-River Falls 6, Bemidji St. 4; Wis.-River Falls 5, Bemidji St.

3. **Championship:** Wis.-River Falls 7, Elmira 1; Elmira 5, Wis.-River Falls 3; Wis.-River Falls 3, Elmira 0 (minigame).

*Plattsburgh State's participation in the 1988 tournament vacated by the NCAA Committee on Infractions.

1989 First Round: Oswego St. 7, Rochester Inst. 5; Rochester Inst. 5, Oswego St. 2; Rochester Inst. 4, Oswego St. 1 (minigame). Babson 1, Union (N.Y.) 1; Babson 3, Union (N.Y.) 2. Wis.-Stevens Point 5, Wis.-Eau Claire 2; Wis.-Stevens Point 5, Wis.-Eau Claire 3. Bemidji St. 5, St. Mary's (Minn.) 4; Bemidji St. 7, St. Mary's (Minn.) 2. **Semifinals:** Rochester Inst. 6, Babson 2; Rochester Inst. 7, Babson 5. Wis.-Stevens Point 11, Bemidji St. 0; Wis.-Stevens Point 6, Bemidji St. 3. **Championship:** Wis.-Stevens Point 3, Rochester Inst. 3; Wis.-Stevens Point 3, Rochester Inst. 2.

1990 First Round: Elmira 5, Plattsburgh St. 2; Plattsburgh St. 4, Elmira 2; Plattsburgh St. 1, Elmira 0 (minigame). Babson 3, Geneseo St. 3; Babson 1, Geneseo St. 1; Babson 1, Geneseo St. 0 (minigame). Wis.-Stevens Point 4, St. Thomas (Minn.) 4; Wis.-Stevens Point 3, St. Thomas (Minn.) 0. Minn. St. Mankato 4, Gust. Adolphus 1; Minn. St. Mankato 2, Gust. Adolphus 2. **Semifinals:** Plattsburgh St. 4, Babson 4; Plattsburgh St. 4, Babson 4; Plattsburgh St. 2, Babson 1 (minigame). Wis.-Stevens Point 5, Minn. St. Mankato 4; Wis.-Stevens Point 3, Minn. St. Mankato 3. **Championship:** Wis.-Stevens Point 10, Plattsburgh St. 1; Plattsburgh St. 6, Wis.-Stevens Point 3; Wis.-Stevens Point 1, Plattsburgh St. 0 (minigame).

1991 First Round: Wis.-Stevens Point 9, Lake Forest 1; Wis.-Stevens Point 6, Lake Forest 3. Babson 4, Oswego St. 1; Babson 10, Oswego St. 4. Mercyhurst 5, Elmira 4; Elmira 7, Mercyhurst 6; Elmira 2, Elmira 1 (minigame [ot]). Minn. St. Mankato 4, Gust. Adolphus 4; Minn. St. Mankato 7,

Gust. Adolphus 2. **Semifinals:** Wis.-Stevens Point 5, Babson 2; Minn. St. Mankato 7, Elmira 3. **Third Place:** Babson 3, Elmira 2. **Championship:** Wis.-Stevens Point 6, Minn. St. Mankato 2.

1992 First Round: Plattsburgh St. 3, Elmira 1; Plattsburgh St. 8, Elmira 1. Wis.-Superior 8, Minn. St. Mankato 7; Wis.-Superior 4, Minn. St. Mankato 3. Salem St. 6, Babson 4; Babson 4, Salem St. 3; Salem St. 3, Babson 0 (minigame). St. Thomas (Minn.) 4, Wis.-Stevens Point 3; Wis.-Stevens Point 4, St. Thomas (Minn.) 2; Wis.-Stevens Point 1, St. Thomas (Minn.) 0 (minigame). **Semifinals:** Plattsburgh St. 8, Wis.-Superior 5; Wis.-Stevens Point 12, Salem St. 7. **Third Place:** Salem St. 7, Wis.-Superior 6 (ot). **Championship:** Plattsburgh St. 7, Wis.-Stevens Point 3.

1993 First Round: Plattsburgh St. 5, Babson 2; Plattsburgh St. 9, Babson 4. Wis.-River Falls 5, Gust. Adolphus 2; Wis.-River Falls 4, Gust. Adolphus 2. Salem St. 6, Elmira 2; Elmira 10, Salem St. 4; Elmira 4, Salem St. 0 (minigame). Wis.-Stevens Point 5, Wis.-Superior 3; Wis.-Superior 8, Wis.-Stevens Point 3; Wis.-Stevens Point 2, Wis.-Superior 0 (minigame). **Semifinals:** Wis.-River Falls 4, Plattsburgh St. 2; Wis.-Stevens Point 7, Elmira 2. **Third Place:** Elmira 8, Plattsburgh St. 3. **Championship:** Wis.-Stevens Point 4, Wis.-River Falls 3 (ot).

1994 First Round: Fredonia St. 3, Rochester Inst. 3; Fredonia St. 7, Rochester Inst. 0. Wis.-River Falls 4, Wis.-Stevens Point 2; Wis.-River Falls 4, Wis.-Stevens Point 3. Salem St. 6, Elmira 4; Salem St. 4, Elmira 4. Wis.-Superior 3, St. Thomas (Minn.) 3; Wis.-Superior 5, St. Thomas (Minn.) 1. **Semifinals:** Wis.-River Falls 4, Fredonia St. 3; Wis.-Superior 3, Salem St. 2 (ot). **Third Place:** Fredonia St. 7, Salem St. 4. **Championship:** Wis.-River Falls 6, Wis.-Superior 4.

1995 First Round: Fredonia St. 8, Salem St. 2; Salem St. 8, Fredonia St. 3; Fredonia St. 3, Salem St. 0 (minigame). Wis.-Superior 8, Wis.-Stevens Point 4; Wis.-Superior 5, Wis.-Stevens Point 2. Middlebury 3, Plattsburgh St. 2; Middlebury 6, Plattsburgh St. 1. Wis.-River Falls 5, St. Mary's (Minn.) 1; Wis.-River Falls 5, St. Mary's (Minn.) 3. **Semifinals:** Fredonia St. 4, Wis.-Superior 3; Middlebury 3, Wis.-River Falls 1. **Third Place:** Wis.-River Falls 6, Wis.-Superior 5 (ot). **Championship:** Middlebury 1, Fredonia St. 0.

1996 First Round: Middlebury 2, Colby 1; Middlebury 5, Colby 1. Wis.-Superior 6, St. John's (Minn.) 5; Wis.-Superior 7, St. John's (Minn.) 2. Wis.-River Falls 7, Bowdoin 1; Wis.-River Falls 7, Bowdoin 3. Rochester Inst. 6, Potsdam St. 3; Rochester Inst. 5, Potsdam St. 3. **Semifinals:** Middlebury 4, Wis.-Superior 3; Rochester Inst. 2, Wis.-River Falls 1. **Third Place:** Wis.-River Falls 8, Wis.-Superior 2. **Championship:** Middlebury 3, Rochester Inst. 2.

1997 First Round: Norwich 3, Plattsburgh St. 3; Norwich 5, Plattsburgh St. 2. St. Norbert 2, Wis.-Superior 0; Wis.-Superior 4, St. Norbert 1; Wis.-Superior 1, St. Norbert 0 (minigame). St. John's (Minn.) 2, Elmira 2; St. John's (Minn.) 4, Elmira 2. Middlebury 6, Rochester Inst. 4; Middlebury 6, Rochester Inst. 3. **Semifinals:** Wis.-Superior 2, Norwich 1 (2 ot); Middlebury 4, St. John's (Minn.) 1. **Third Place:** St. John's (Minn.) 4, Norwich 3. **Championship:** Middlebury 3, Wis.-Superior 2.

1998 First Round: Middlebury 5, Oswego St. 1; Middlebury 6, Oswego St. 3. Plattsburgh St. 6, Rochester Inst. 3; Rochester Inst. 3, Plattsburgh St. 2; Plattsburgh St. 2, Rochester Inst. 0 (minigame). Augsburg 3, Wis.-River Falls 2; Augsburg 4, Wis.-River Falls 3. St. Norbert 3, Wis.-Stevens Point 1; Wis.-Stevens Point 2, St. Norbert 1; Wis.-Stevens Point 2, St. Norbert 0 (minigame). **Semifinals:** Middlebury 5, Augsburg 2; Wis.-Stevens Point 8, Plattsburgh St. 2. **Third Place:** Plattsburgh St. 9, Augsburg 5. **Championship:** Middlebury 2, Wis.-Stevens Point 1.

1999 First Round: St. Norbert 4, Middlebury 2; Middlebury 6, St. Norbert 3; Middlebury 2, St. Norbert 0 (minigame). Rochester Inst. 7, Amherst 2; Rochester Inst. 6, Amherst 2. Wis.-Superior 5, St. Thomas (Minn.) 5; Wis.-Superior 4, St. Thomas (Minn.) 3. Norwich 4, Plattsburgh St. 4; Norwich 3, Plattsburgh St. 2. **Semifinals:** Middlebury 9, Rochester Inst. 3; Wis.-Superior 4, Norwich 2. **Third Place:** Norwich 9, Rochester Inst. 2. **Championship:** Middlebury 5, Wis.-Superior 0.

2000 First Round: Norwich 4, Rochester Inst. 1; Norwich 5, Rochester Inst. 1. Wis.-Superior 3, Concordia-M'head 2; Wis.-Superior 4, Concordia-M'head 1. St. Thomas (Minn.) 6, Wentworth Inst. 0; St. Thomas (Minn.) 10, Wentworth Inst. 3. Middlebury 1, Plattsburgh St. 1; Middlebury 4, Plattsburgh St. 4; Plattsburgh St. 1, Middlebury 0 (minigame). **Semifinals:** Norwich 5, Wis.-Superior 4 (ot); St. Thomas (Minn.) 7, Plattsburgh St. 1. **Third Place:** Plattsburgh St. 2, Wis.-Superior 0. **Championship:** Norwich 2, St. Thomas (Minn.) 1.

2001 First Round: Rochester Inst. 8, Lebanon Valley 1; Rochester Inst. 10, Lebanon Valley 2. Wis.-River Falls 8, New England Col. 1; Wis.-River Falls 2, New England Col. 1. Wis.-Superior 5, St. John's (Minn.) 4; Wis.-Superior 4, St. John's (Minn.) 0. Plattsburgh St. 3, Middlebury 1; Plattsburgh St. 5, Middlebury 2. **Semifinals:** Plattsburgh St. 5, Wis.-Superior 3; Rochester Inst. 5, Wis.-River Falls 2. **Third Place:** Wis.-Superior 3, Wis.-River Falls 1. **Championship:** Plattsburgh St. 6, Rochester Inst. 2.

(Note: In 2002, quarterfinal series tied after two games were decided by a minigame.)

2002 First Round: Wis.-Superior 2, St. Thomas (Minn.) 1. **Quarterfinal series:** Rochester Inst. 4, Plattsburgh St. 4 (ot); Rochester Inst. 2, Plattsburgh St. 2 (ot); Plattsburgh St. 1, Rochester Inst. 0 (minigame). Norwich 3, Bowdoin 0; Norwich 7, Bowdoin 0. Middlebury 6, Wentworth Inst. 0; Middlebury 9, Wentworth Inst. 0. St. Norbert 4, Wis.-Superior 4 (ot); Wis.-Superior 4, St. Norbert 2. **Semifinals:** Norwich 5, Middlebury 2; Wis.-Superior 5, Plattsburgh St. 0. **Championship:** Wis.-Superior 3, Norwich 2 (ot).

(Note: From 2003 to the present, single-elimination format has been used.)

2003 First Round: Wis.-River Falls 2, St. John's (Minn.) 0. **Quarterfinals:** Middlebury 5, Elmira 1; Oswego St. 4, Wentworth Inst. 3; St. Norbert 5, Wis.-River Falls 2; Norwich 5, Trinity (Conn.) 4. **Semifinals:** Oswego St. 6, Middlebury 0; Norwich 6, St. Norbert 3. **Championship:** Norwich 2, Oswego St. 1.

2004 First Round: Wis.-River Falls 3, St. Thomas (Minn.) 2 (ot). **Quarterfinals:** Middlebury 9, Wentworth Inst. 1; Norwich 9, Hobart 5; Plattsburgh St. 5, Curry 4 (ot); St. Norbert 3, Wis.-River Falls 0. **Semifinals:** Middlebury 3, Norwich 2 (2 ot); St. Norbert 4, Plattsburgh St. 1. **Championship:** Middlebury 1, St. Norbert 0 (ot).

2005 First Round: St. Thomas (Minn.) 4, St. John's (Minn.) 1. **Quarterfinals:** St. Thomas (Minn.) 3, St. Norbert 2; Trinity (Conn.) 4, Geneseo St. 0; Middlebury 6, Curry 0; New England Col. 4, Manhattanville 2. **Semifinals:** St. Thomas (Minn.) 4, Trinity (Conn.) 1; Middlebury 5, New England Col. 2. **Championship:** Middlebury 5, St. Thomas (Minn.) 0.

2006 First Round: Wis.-Superior 2, St. Olaf 1; Mass.-Dartmouth 8, Geneseo St. 2. **Quarterfinals:** St. Norbert 8, Wis.-Superior 2; Hobart 3, Norwich 1; Elmira 2, Manhattanville 1 (2 ot); Middlebury 3, Mass.-Dartmouth 1. **Semifinals:** St. Norbert 5, Hobart 4 (ot); Middlebury 2, Elmira 1. **Championship:** Middlebury 3, St. Norbert 0.

2007 First Round: Bethel (Minn.) 2, Wis.-River Falls 1; Middlebury 9, Fredonia St. 0. **Quarterfinals:** St. Norbert 4, Bethel (Minn.) 1; Oswego St. 3, Norwich 0; Manhattanville 5, Babson 3; Middlebury 3, Mass.-Dartmouth 2. **Semifinals:** Oswego St. 4, St. Norbert 3 (ot); Middlebury 3, Manhattanville 2. **Championship:** Oswego St. 4, Middlebury 3 (ot).

Men's Award Winners

Division I Awards.....	70
Division III Awards	75
Special Awards	80



Division I Awards

AHCA All-America Teams

The American Hockey Coaches Association (AHCA) Division I and III All-America teams have been selected by the AHCA Awards Committee since 1954.

2007

East First Team

John Curry, Sr., Boston U.
Drew Bagnall, Sr., St. Lawrence
Reid Cashman, Sr., Quinnipiac
Brian Boyle, Sr., Boston College
David Jones, Jr., Dartmouth
Michel Leveille, Sr., Maine

West First Team

David Brown, Sr., Notre Dame
Alex Goligoski, Jr., Minnesota
Jack Johnson, So., Michigan
Ryan Duncan, So., North Dakota
T.J. Hensick, Sr., Michigan
Jonathan Toews, So., North Dakota

East Second Team

Jon Quick, So., Massachusetts
Matt Gilroy, So., Boston U.
Sean Sullivan, Sr., Boston U.
Nick Dodge, Jr., Clarkson
Eric Ehn, Jr., Air Force
Trevor Smith, So., New Hampshire

West Second Team

Bobby Goepfert, Sr., St. Cloud St.
Taylor Chorney, So., North Dakota
Matt Hunwick, Sr., Michigan
Nathan Davis, Jr., Miami (Ohio)
Scott Parse, Sr., Neb.-Omaha
Mike Santorelli, Jr., Northern Mich.

2006

East First Team

Cory Schneider, So., Boston College
Peter Harrold, Sr., Boston College
Dan Spang, Sr., Boston U.
Chris Collins, Sr., Boston College
Greg Moore, Sr., Maine
T.J. Trevelyan, Sr., St. Lawrence

West First Team

Brian Elliott, Jr., Wisconsin
Matt Carle, Jr., Denver
Andy Greene, Sr., Miami (Ohio)
Scott Parse, Jr., Neb.-Omaha
Ryan Potulny, Jr., Minnesota
Brett Sterling, Sr., Colorado Col.

East Second Team

John Curry, Jr., Boston U.
Reid Cashman, Jr., Quinnipiac
Brian Yandle, Sr., New Hampshire
Brian Boyle, Jr., Boston College
Michel Leveille, Jr., Maine
Mike Ouellette, Sr., Dartmouth

West Second Team

Bobby Goepfert, Jr., St. Cloud St.
Tom Gilbert, Sr., Wisconsin
Nathan Oystriick, Sr., Northern Mich.
David Backes, Jr., Minn. St. Mankato
Joe Pavelski, So., Wisconsin
Paul Stastny, So., Denver

2005

East First Team

David McKee, So., Cornell
Andrew Alberts, Sr., Boston College
Noah Welch, Sr., Harvard
Sean Collins, Sr., New Hampshire
Patrick Eaves, Jr., Boston College
Jason Guerriero, Sr., Northeastern

West First Team

Curtis McElhinney, Sr., Colorado Col.

Matt Carle, So., Denver
Mark Stuart, Jr., Colorado Col.
T.J. Hensick, So., Michigan
Marty Sertich, Jr., Colorado Col.
Brett Sterling, Jr., Colorado Col.

East Second Team

Dov Grumet-Morris, Sr., Harvard
Charlie Cook, Sr., Cornell
Brian Yandle, Jr., New Hampshire
Matt Moulson, Jr., Cornell
Ryan Shannon, Sr., Boston College
Lee Stempniak, Sr., Dartmouth

West Second Team

Tuomas Tarkki, Sr., Northern Mich.
Andy Greene, Jr., Miami (Ohio)
Brett Skinner, Jr., Denver
Gabe Gauthier, Jr., Denver
Colin Murphy, Sr., Michigan Tech
Jeff Tambellini, Jr., Michigan

2004

East First Team

Yann Danis, Sr., Brown
Andrew Alberts, Jr., Boston College
Thomas Pock, Sr., Massachusetts
Steve Saviano, Sr., New Hampshire
Lee Stempniak, Jr., Dartmouth
Tony Voce, Sr., Boston College

West First Team

Bernd Bruckler, Jr., Wisconsin
Keith Ballard, Jr., Minnesota
Ryan Caldwell, Sr., Denver
Brandon Bochenski, Jr., North Dakota
Junior Lessard, Sr., Minn. Duluth
Zach Parise, So., North Dakota

East Second Team

Jim Howard, So., Maine
Prestin Ryan, Sr., Maine
Stephen Wood, Sr., Providence
Patrick Eaves, So., Providence
Todd Jackson, Sr., Maine
Ryan Shannon, Jr., Boston College
Colin Shields, Sr., Maine

West Second Team

Al Montoya, So., Michigan
Beau Geisler, Sr., Minn. Duluth
A.J. Thelan, Fr., Michigan St.
Derek Edwardson, Sr., Miami (Ohio)
Jim Slater, Jr., Michigan St.
Thomas Vanek, So., Minnesota

2003

East First Team

David LeNeveu, So., Cornell
Freddy Meyer, Sr., Boston U.
Doug Murray, Sr., Cornell
Ben Eaves, Jr., Boston College
Chris Higgins, So., Yale
Dominic Moore, Sr., Harvard

West First Team

Mike Brown, So., Ferris St.
John-Michael Liles, Sr., Michigan St.
Tom Preissing, Sr., Colorado Col.
Noah Clarke, Sr., Colorado Col.
Chris Kunitz, Sr., Ferris St.
Peter Sejna, Jr., Colorado Col.

East Second Team

Mike Ayers, Jr., New Hampshire
J.D. Forrest, Jr., Boston College
Noah Welch, So., Harvard
Stephen Baby, Sr., Cornell
Lanny Gare, Sr., New Hampshire
Colin Hemingway, Sr., New Hampshire

West Second Team

Curtis McElhinney, So., Colorado Col.
Brad Fast, Sr., Michigan St.
Paul Martin, Jr., Minnesota
Shane Joseph, Jr., Minn. St. Mankato
Grant Stevenson, So., Minn. St. Mankato
R.J. Umberger, Jr., Ohio St.

2002

East First Team

Matt Underhill, Sr., Cornell
Jim Fahey, Sr., Northeastern
Doug Murray, Jr., Cornell
Marc Cavosie, Jr., Rensselaer
Darren Haydar, Sr., New Hampshire
Colin Hemingway, Jr., New Hampshire

West First Team

Ryan Miller, Jr., Michigan St.
Mike Komisarek, So., Michigan
Jordan Leopold, Sr., Minnesota
Mike Cammalleri, Jr., Michigan
Mark Hartigan, Sr., St. Cloud St.
John Pohl, Sr., Minnesota

East Second Team

Yann Danis, So., Brown
Chris Dymment, Sr., Boston U.
Peter Metcalf, Sr., Maine
Niko Dimitrakos, Sr., Maine
Ben Eaves, So., Boston College
Matt Murley, Sr., Rensselaer

West Second Team

Wade Dubielewicz, Jr., Denver
Andrew Hutchinson, Sr., Michigan St.
John-Michael Liles, Jr., Michigan St.
Greg Zanon, Jr., Neb.-Omaha
Rob Collins, Sr., Ferris St.
Mark Cullen, Sr., Colorado Col.
Jeff Hoggan, Sr., Neb.-Omaha

2001

East First Team

Ty Conklin, Sr., New Hampshire
Bobby Allen, Sr., Boston College
Kent Huskins, Sr., Clarkson
Erik Anderson, Sr., St. Lawrence
Brian Gionta, Sr., Boston College
Jeff Hamilton, Sr., Yale

West First Team

Ryan Miller, So., Michigan St.
Jordan Leopold, Jr., Minnesota
Travis Roche, So., North Dakota
Dany Heatley, So., Wisconsin
Andy Hilbert, So., Michigan
Jeff Panzer, Sr., North Dakota

East Second Team

Nolan Schaefer, So., Providence
Matt Desrosiers, Sr., St. Lawrence
Ron Hainsey, So., Mass.-Lowell
Carl Corazzini, Sr., Boston U.
Krys Kolanos, So., Boston College
Devin Rask, So., Providence

West Second Team

Scott Meyer, Sr., St. Cloud St.
Jeff Jillson, Jr., Michigan
Greg Zanon, So., Neb.-Omaha
Mike Bishai, Jr., Western Mich.
Mike Cammalleri, So., Michigan
Mark Cullen, Jr., Colorado Col.
Bryan Lundbohm, Jr., North Dakota

2000

East First Team

Joel Laing, Sr., Rensselaer
Justin Harney, Sr., St. Lawrence
Mike Mottau, Sr., Boston College
Brian Gionta, Jr., Boston College
Andy McDonald, Sr., Colgate
Jeff Farkas, Sr., Boston College

West First Team

Karl Goehring, Jr., North Dakota
Jeff Dessner, Jr., Wisconsin
Jeff Jillson, So., Michigan
Shawn Horcoff, Sr., Michigan St.
Jeff Panzer, Jr., North Dakota
Steve Reinprecht, Sr., Wisconsin

East Second Team

Ty Conklin, Jr., New Hampshire
Chris Dymment, So., Boston U.

Brian Pothier, Sr., Rensselaer
Brandon Dietrich, So., St. Lawrence
Cory Larose, Sr., Maine
Brad Tapper, Jr., Rensselaer

West Second Team

Jayne Platt, Jr., Lake Superior St.
Mike Pudlick, Sr., St. Cloud St.
Mike Weaver, Sr., Michigan St.
Mike Comrie, So., Michigan
Lee Goren, Sr., North Dakota
Dany Heatley, Fr., Wisconsin

1999

East First Team

Eric Heffler, Sr., St. Lawrence
David Cullen, Sr., Maine
Mike Mottau, Jr., Boston College
Brian Gionta, So., Boston College
Steve Komriya, Sr., Maine
Jason Krog, Sr., New Hampshire

West First Team

Joe Blackburn, So., Michigan St.
Scott Swanson, Sr., Colorado Col.
Brad Williamson, Sr., North Dakota
Jason Blake, Sr., North Dakota
Brian Swanson, Sr., Colorado Col.
Mike York, Sr., Michigan St.

East Second Team

Michel Larocque, Sr., Boston U.
Jayme Filipowicz, Jr., New Hampshire
Willie Mitchell, So., Clarkson
Erik Cole, So., Clarkson
Jeff Hamilton, Jr., Yale
Rejean Stringer, Sr., Merrimack

West Second Team

Jeff Maund, So., Ohio St.
Benoit Cotnoir, Sr., Notre Dame
Mike Weaver, Jr., Michigan St.
Hugo Boisvert, Jr., Ohio St.
Paul Comrie, Sr., Denver
Jay Panzer, Sr., North Dakota

1998

East First Team

Marc Robitaille – Northeastern
Ray Giroux – Yale
Tom Poti – Boston U.
Chris Drury – Boston U.
Mark Mowers – New Hampshire
Marty Reasoner – Boston College

West First Team

Chad Alban – Michigan St.
Dan Boyle – Miami (Ohio)
Curtis Murphy – North Dakota
Hugo Boisvert – Ohio St.
Bill Muckalt – Michigan
Mike York – Michigan St.

East Second Team

Alex Westlund – Yale
Chris Kelleher – Boston
Mike Mottau – Boston College
Steve Shirreffs – Princeton
Brian Gionta – Boston College
Jeff Hamilton – Yale
Eric Healey – Rensselaer

West Second Team

Karl Goehring – North Dakota
Calvin Elfring – Colorado Col.
Tyler Hariton – Michigan St.
Sean Berens – Michigan St.
Jason Blake – North Dakota
Brian Swanson – Colorado Col.

1997

East First Team

Trevor Koenig – Union (N.Y.)
Jon Coleman – Boston U.
Matt Pagnutti – Clarkson
Chris Drury – Boston U.
Todd White – Clarkson
Martin St. Louis – Vermont

West First Team

Marty Turco – Michigan
 Dan Boyle – Miami (Ohio)
 Mike Crowley – Minnesota
 Randy Robitaille – Miami (Ohio)
 Brendan Morrison – Michigan
 John Madden – Michigan

East Second Team

Dan Murphy – Clarkson
 Chris Kelleher – Boston U.
 Tim Murray – New Hampshire
 Mike Harder – Colgate
 Eric Healey – Rensselaer
 Jason Krog – New Hampshire

West Second Team

Kirk Daubenspeck – Wisconsin
 Andy Roach – Ferris St.
 Curtis Murphy – North Dakota
 Jason Botterill – Michigan
 David Hoogsteen – North Dakota
 Mark Parrish – St. Cloud St.

1996**East First Team**

Tim Thomas – Vermont
 Jeff Tory – Maine
 Dan McGillis – Northeastern
 Jay Pandolfo – Boston U.
 Eric Perrin – Vermont
 Martin St. Louis – Vermont

West First Team

Ryan Bach – Colorado Col.
 Keith Aldridge – Lake Superior St.
 Mike Crowley – Minnesota
 Peter Geronazzo – Colorado Col.
 Brendan Morrison – Michigan
 Brian Bonin – Minnesota

East Second Team

Dan Murphy – Clarkson
 Jon Coleman – Boston U.
 Brad Dexter – Colgate
 Chris Drury – Boston U.
 Todd White – Clarkson
 Burke Murphy – St. Lawrence

West Second Team

Marc Magliarditi – Western Mich.
 Andy Roach – Ferris St.
 Dan Trebil – Minnesota
 Sean Tallaire – Lake Superior St.
 Kevin Hilton – Michigan
 Teeder Wynne – North Dakota

1995**East First Team**

Blair Allison – Maine
 Brian Mueller – Clarkson
 Chris Imes – Maine
 Mike Grier – Boston U.
 Greg Bullock – Mass.-Lowell
 Martin St. Louis – Vermont

West First Team

Charles Thuss – Miami (Ohio)
 Kelly Perrault – Bowling Green
 Brian Rafalski – Wisconsin
 Brian Holzinger – Bowling Green
 Brendan Morrison – Michigan
 Brian Bonin – Minnesota

East Second Team

Tim Thomas – Vermont
 Kaj Linna – Boston U.
 Jeff Tory – Maine
 Chris O'Sullivan – Boston U.
 Marko Tuomainen – Clarkson
 Chad Quenneville – Providence

West Second Team

Ryan Bach – Colorado Col.
 Kent Fearnas – Colorado Col.
 Keith Aldridge – Lake Superior St.
 Jay McNeill – Colorado Col.
 Mike Knuble – Michigan
 Anson Carter – Michigan St.

1994**East First Team**

Dwayne Roloson – Mass.-Lowell

Brian Mueller – Clarkson
 Sean McCann – Harvard
 Mike Pomichter – Boston U.
 Craig Conroy – Clarkson
 Steve Martins – Harvard

West First Team

Jamie Ram – Michigan Tech
 Shawn Reid – Colorado Col.
 John Gruden – Ferris St.
 David Oliver – Michigan
 Brian Wiseman – Michigan
 Chris Marinucci – Minn. Duluth

East Second Team

J.P. McKersie – Boston U.
 Rich Brennan – Boston U.
 Derek Maguire – Harvard
 Jacques Joubert – Boston U.
 Shane Henry – Mass.-Lowell
 Chad Quenneville – Providence

West Second Team

Steve Shields – Michigan
 Jeff Wells – Bowling Green
 Chris McAlpine – Minnesota
 Dean Fedorchuk – Alas. Fairbanks
 Clayton Beddoes – Lake Superior St.
 Steve Guolla – Michigan St.

1993**East First Team**

Mikey Dunham – Maine
 Chris Imes – Maine
 Jack Duffy – Yale
 Dave Sacco – Boston U.
 Ted Drury – Harvard
 Paul Kariya – Maine

West First Team

Jamie Ram – Michigan Tech
 Barry Richter – Wisconsin
 Brett Hauer – Minn. Duluth
 Bryan Smolinski – Michigan St.
 Derek Plante – Minn. Duluth
 Greg Johnson – North Dakota

East Second Team

Neil Little – Rensselaer
 Aaron Miller – Vermont
 Kaj Linna – Boston U.
 Cal Ingraham – Maine
 Jim Montgomery – Maine
 Mark Kaufmann – Yale

West Second Team

Steve Shields – Michigan
 Bob Marshall – Miami (Ohio)
 Michael Smith – Lake Superior St.
 Fred Knipscheer – St. Cloud St.
 Brian Savage – Miami (Ohio)
 Brian Rolston – Lake Superior St.

1992**East First Team**

Parris Duffus – Cornell
 Mike Brewer – Brown
 Dan Laperriere – St. Lawrence
 Scott Pellerin – Maine
 Dave Sacco – Boston U.
 Jean-Yves Roy – Maine

West First Team

Darrin Madeley – Lake Superior St.
 Mark Astley – Lake Superior St.
 Joby Messier – Michigan St.
 Dallas Drake – Northern Mich.
 Denny Felsner – Michigan
 Dwayne Norris – Michigan St.

East Second Team

Scott LaGrand – Boston College
 Christian Soucy – Vermont
 Tom Dion – Boston U.
 Rob Gaudreau – Providence
 Domenic Amodeo – New Hampshire
 Dale Band – Colgate
 Mike Lappin – St. Lawrence

West Second Team

Duane Derksen – Wisconsin
 Chris Hynnes – Colorado Col.
 Doug Zmolek – Minnesota
 Jim Hiller – Northern Mich.

Greg Johnson – North Dakota
 Larry Olimb – Minnesota

1991**East First Team**

Les Kuntar – St. Lawrence
 Keith Carney – Maine
 Dan Ratushny – Cornell
 David Emma – Boston College
 Shawn McEachern – Boston U.
 Jean-Yves Roy – Maine

West First Team

Darrin Madeley – Lake Superior St.
 Brad Werenka – Northern Mich.
 Jason Woolley – Michigan St.
 Scott Beattie – Northern Mich.
 Jim Dowd – Lake Superior St.
 Greg Johnson – North Dakota

East Second Team

Jeff Levy – New Hampshire
 Peter Ahola – Boston U.
 Ted Crowley – Boston College
 Peter Ciavaglia – Harvard
 Joe Juneau – Rensselaer
 Jim Montgomery – Maine

West Second Team

Bill Pye – Northern Mich.
 Sean Hill – Wisconsin
 Karl Johnston – Lake Superior St.
 Denny Felsner – Michigan
 David Roberts – Michigan
 Doug Weight – Lake Superior St.

1990**East First Team**

Dave Gagnon – Colgate
 Gregory Brown – Boston College
 Rob Cowie – Northeastern
 David Emma – Boston College
 Steve Heinze – Boston College
 Joe Juneau – Rensselaer

West First Team

Chad Erickson – Minn. Duluth
 Rob Blake – Bowling Green
 Russ Parent – North Dakota
 Nelson Emerson – Bowling Green
 Kip Miller – Michigan St.
 Gary Shuchuk – Wisconsin

East Second Team

Chris Harvey – Brown
 Keith Carney – Maine
 Dan Ratushny – Cornell
 Joel Gardner – Colgate
 Jean-Yves Roy – Maine
 C.J. Young – Harvard

West Second Team

Jason Muzzatti – Michigan St.
 Kord Cernich – Lake Superior St.
 Kip Noble – Michigan Tech
 Lee Davidson – North Dakota
 Jim Dowd – Lake Superior St.
 David Shields – Denver

1989**East First Team**

Michael O'Neill – Yale
 Gregory Brown – Boston College
 Mike Hurlbut – St. Lawrence
 Dave Capuano – Maine
 Lane MacDonald – Harvard
 Kyle McDonough – Vermont

West First Team

Bruce Hoffer – Lake Superior St.
 Kord Cernich – Lake Superior St.
 Myles O'Connor – Michigan
 Kip Miller – Michigan St.
 Greg Parks – Bowling Green
 Bobby Reynolds – Michigan St.

East Second Team

David Littman – Boston College
 Bob Beers – Maine
 Dave Williams – Dartmouth
 Rick Bennett – Providence
 Timothy Sweeney – Boston College
 C.J. Young – Harvard

West Second Team

Curtis Joseph – Wisconsin
 Darryl Olsen – Northern Mich.
 Todd Richards – Minnesota
 Sheldon Gorski – Ill.-Chicago
 Daryn McBride – Denver
 Dave Snuggerud – Minnesota

1988**East First Team**

Bruce Racine – Northeastern
 Jack Capuano – Maine
 Brian McColgan – St. Lawrence
 Rejean Boivin – Colgate
 Dave Capuano – Maine
 Peter Lappin – St. Lawrence

West First Team

Robb Stauber – Minnesota
 Scott Paluch – Bowling Green
 Paul Stanton – Wisconsin
 Steve Johnson – North Dakota
 Paul Ranheim – Wisconsin
 Mark Vermette – Lake Superior St.

East Second Team

John Fletcher – Clarkson
 Brian Dowd – Northeastern
 Don Sweeney – Harvard
 Luciano Borsato – Clarkson
 Gord Cruickshank – Providence
 Mike Golden – Maine
 Mike McHugh – Maine

West Second Team

Dean Anderson – Wisconsin
 Mike DeAngelis – Minn. Duluth
 Randy Skarda – Minnesota
 Phil Berger – Northern Mich.
 Nelson Emerson – Bowling Green
 Steve Tuttle – Wisconsin

1987**East First Team**

Bruce Racine – Northeastern
 Mark Benning – Harvard
 Brian Leetch – Boston College
 Craig Janney – Boston College
 Lane MacDonald – Harvard
 Joe Nieuwendyk – Cornell

West First Team

Gary Kruzich – Bowling Green
 Wayne Gayne – Western Mich.
 Ian Kidd – North Dakota
 Tony Hrkac – North Dakota
 Bob Joyce – North Dakota
 Mitch Messier – Michigan St.

East Second Team

Scott Yearwood – St. Lawrence
 Hank Lammens – St. Lawrence
 Eric Weinrich – Maine
 Peter Lappin – St. Lawrence
 Jon Morris – Mass.-Lowell
 Kevin Stevens – Boston College

West Second Team

Eddie Belfour – North Dakota
 Rob Doyle – Colorado Col.
 Don McSween – Michigan St.
 Gary Emmons – Northern Mich.
 Tony Granato – Wisconsin
 Brad Jones – Michigan

1986**East First Team**

Doug Dadswell – Cornell
 Cliff Abrecht – Princeton
 Mike Dark – Rensselaer
 Scott Fusco – Harvard
 Scott Harlow – Boston College
 Joe Nieuwendyk – Cornell

West First Team

Gary Kruzich – Bowling Green
 Wayne Gayne – Western Mich.
 Norm Maciver – Minn. Duluth
 Dallas Gaume – Denver
 Mike Donnelly – Michigan St.
 Dan Dorion – Western Mich.

East Second Team

Grant Blair – Harvard
 Chris Terreri – Providence
 Mark Benning – Harvard
 Jay Octeau – Boston U.
 Andy Otto – Clarkson
 Doug Brown – Boston College
 John Cullen – Boston U.
 Clark Donatelli – Boston U.
 Randy Wood – Yale

West Second Team

Bill Horn – Western Mich.
 Chris Olson – Denver
 Don McSween – Michigan St.
 Scott Sandelin – North Dakota
 Jim Smith – Denver
 Matt Christensen – Minn. Duluth
 Dwight Mathiasen – Denver
 Corey Millen – Minnesota
 Jamie Wansbrough – Bowling Green

1985**East First Team**

Chris Terreri – Providence
 Dave Fretz – Clarkson
 Ken Hammond – Rensselaer
 Tim Army – Providence
 Scott Fusco – Harvard
 Adam Oates – Rensselaer

West First Team

Rick Kosti – Minn. Duluth
 Norm Maciver – Minn. Duluth
 Dan McFall – Michigan St.
 Pat Micheletti – Minnesota
 Kelly Miller – Michigan St.
 Craig Simpson – Michigan St.
 Bill Watson – Minn. Duluth

East Second Team

Jeff Cooper – Colgate
 Jim Averill – Northeastern
 Peter Taglianetti – Providence
 Doug Brown – Boston College
 John Carter – Rensselaer
 Bob Sweeney – Boston College

West Second Team

Glenn Healy – Western Mich.
 Gary Haight – Michigan St.
 Tim Thomas – Wisconsin
 Tony Granato – Wisconsin
 Steve Moria – Alas. Fairbanks
 Ray Staszak – Ill.-Chicago

1984**East First Team**

Cleon Daskalakis – Boston U.
 Bob Armstrong – Clarkson
 Dave Fretz – Clarkson
 John Carter – Rensselaer
 Adam Oates – Rensselaer
 Steve Smith – Colgate

West First Team

Jon Casey – North Dakota
 Garry Galley – Bowling Green
 Tom Kurvers – Minn. Duluth
 Dan Kane – Bowling Green
 Paul Pooley – Ohio St.
 Bill Watson – Minn. Duluth

East Second Team

Daren Puppa – Rensselaer
 Peter Taglianetti – Providence
 T.J. Connolly – Boston U.
 Kevin Foster – Vermont
 Ken Manchurek – Northeastern
 Gates Orlando – Providence

West Second Team

Rick Kosti – Minn. Duluth
 Dan McFall – Michigan St.
 Bill Schaffhauser – Northern Mich.
 Perry Pooley – Ohio St.
 Dan Dorion – Western Mich.
 Bob Lakso – Minn. Duluth

1983**East**

Darren Eliot – Cornell
 Gray Weicker – St. Lawrence
 Mark Fusco – Harvard
 Randy Velischek – Providence
 Robert Brooke – Yale
 Kurt Kleinendorst – Providence
 Colin Patterson – Clarkson

West

Ron Scott – Michigan St.
 Doug Lidster – Colorado Col.
 James Patrick – North Dakota
 Kirt Bjork – Notre Dame
 Pat Flatley – Wisconsin
 Brian Hills – Bowling Green

1982**East**

Brian Hayward – Cornell
 Mark Fusco – Harvard
 Chris Renaud – Colgate
 Andy Brickley – New Hampshire
 Steve Cruickshank – Clarkson
 Kirk McCaskill – Vermont

West

Ron Scott – Michigan St.
 Bruce Driver – Wisconsin
 Brian MacLellan – Bowling Green
 Brian Hills – Bowling Green
 George McPhee – Bowling Green
 John Newberry – Wisconsin

1981**East**

Don Sylvestri – Clarkson
 Mark Fusco – Harvard
 Ed Small – Clarkson
 Sandy Beadle – Northeastern
 Bryan Cleaver – Clarkson
 Gary Conn – Maine

West

Paul Fricker – Michigan
 Marc Chorney – North Dakota
 Tim Watters – Michigan Tech
 Steve Bozek – Northern Mich.
 Neal Broten – Minnesota
 Steve Ulseth – Minnesota

1980**East**

Mark Holden – Brown
 Andre Aubut – Maine
 Louis Cote – Vermont
 Bill Army – Boston College
 Ross Brownridge – Dartmouth
 Craig Homola – Vermont

West

Roy Schultz – Wisconsin
 David Feamster – Colorado Col.
 Howard Walker – North Dakota
 Theran Welsh – Wisconsin
 Murray Eaves – Michigan
 Tim Harrer – Minnesota
 Greg Meredith – Notre Dame
 Mark Taylor – North Dakota

1979**East**

Jim Craig – Boston U.
 Louis Cote – Vermont
 Jack O'Callahan – Boston U.
 Ralph Cox – New Hampshire
 Joe Mullen – Boston College
 Lance Nethery – Cornell

West

Bob Iwabuchi – North Dakota
 Bill Baker – Minnesota
 Curt Giles – Minn. Duluth
 Mark Johnson – Wisconsin
 Kevin Maxwell – North Dakota
 Mark Pavelich – Minn. Duluth

1978**East**

Mike Laycock – Brown
 Bill Blackwood – Clarkson
 Peter Shier – Cornell
 Ralph Cox – New Hampshire
 Joe Mullen – Boston College
 Lance Nethery – Cornell

West

Ernie Glanville – Denver
 Curt Giles – Minn. Duluth
 Ken Morrow – Bowling Green
 Doug Berry – Denver
 Mike Eaves – Wisconsin
 Mark Johnson – Wisconsin

1977**East**

Brian Shields – Clarkson
 Bill Blackwood – Clarkson
 Tim Burke – New Hampshire
 Rick Meagher – Boston U.
 Bob Miller – New Hampshire
 Dave Taylor – Clarkson

West

Julian Baretta – Wisconsin
 Jack Brownschidle – Notre Dame
 Craig Norwich – Wisconsin
 Dave Debol – Michigan
 Mike Eaves – Wisconsin
 Brian Walsh – Notre Dame

1976**East**

Brian Shields – Clarkson
 Peter Brown – Boston U.
 Ron Wilson – Providence
 Cliff Cox – New Hampshire
 Jamie Hislop – New Hampshire
 Rick Meagher – Boston U.
 Bill Gilligan – Brown

West

Ed Mio – Colorado Col.
 Jack Brownschidle – Notre Dame
 Craig Norwich – Wisconsin
 Tom Ross – Michigan St.
 Mike Eaves – Wisconsin
 Mike Zuke – Michigan Tech

1975**East**

Brian Petrovek – Harvard
 Vic Stanfield – Boston U.
 Ron Wilson – Providence
 Rick Meagher – Boston U.
 Tim O'Connell – Vermont
 Randy Roth – Harvard

West

Ed Mio – Colorado Col.
 Les Auge – Minnesota
 Brian Engblom – Wisconsin
 Bob D'Alvise – Michigan Tech
 Mike Polich – Minnesota
 Tom Ross – Michigan St.

1974**East**

Cap Raeder – New Hampshire
 George Kuzmicz – Cornell
 Vic Stanfield – Boston U.
 Bill Burlington – Boston U.
 Gordie Clark – New Hampshire
 Randy Roth – Harvard

West

Robbie Moore – Michigan
 Norm Barnes – Michigan St.
 Jim Nahrgang – Michigan Tech
 Steve Colp – Michigan St.
 Doug Palazzari – Colorado Col.
 Mike Zuke – Michigan Tech

1973**East**

Ed Walsh – Boston U.
 Tom Mellor – Boston College

Keith Smith – Brown U.
 Gordie Clark – New Hampshire
 Steve Dolloff – Boston U.
 Bob McManama – Harvard

West

Ron Grahame – Denver
 Bob Boyd – Michigan St.
 Bill Nyrop – Notre Dame
 Pat Boutette – Minn. Duluth
 Ed Bumbacco – Notre Dame
 Rob Palmer – Denver

1972**East**

Dan Brady – Boston U.
 Bob Brown – Boston U.
 Steve Warr – Clarkson
 John Danby – Boston U.
 Larry Fullan – Cornell
 Dave Hynes – Harvard

West

Jim Watt – Michigan St.
 Jeff Rotsch – Wisconsin
 Alan Hangsleben – North Dakota
 Bob Winograd – Colorado Col.
 Walter Ledingham – Minn. Duluth
 Doug Palazzari – Colorado Col.
 Tom Peluso – Denver

1971**East**

Bruce Bullock – Clarkson
 Bob Brown – Boston U.
 Steve Warr – Clarkson
 Joe Cavanagh – Harvard
 Kevin Pettit – Cornell
 Steve Stirling – Boston U.

West

Morris Trewin – Michigan Tech
 Mike Christie – Denver
 Rob Murray – Michigan Tech
 Walter Ledingham – Minn. Duluth
 Donald Thompson – Michigan St.
 Vic Venasky – Denver

1970**East**

Bruce Bullock – Clarkson
 Curt Bennett – Brown
 Dan Lodboa – Cornell
 Mike Hyndman – Boston U.
 Joe Cavanagh – Harvard
 Tom Earl – Colgate
 Tim Sheehy – Boston College

West

Murray McLachlan – Minnesota
 Ron Busniuk – Minn. Duluth
 John Jagger – Wisconsin
 John Marks – North Dakota
 Wally Olds – Minnesota
 Robert Collyard – Colorado Col.
 Murray Keogan – Minn. Duluth
 George Morrison – Denver

1969**East**

Ken Dryden – Cornell
 Paul Hurley – Boston College
 Bruce Pattison – Cornell
 Joe Cavanagh – Harvard
 Brian Cornell – Cornell
 Tim Sheehy – Boston College
 Peter Tufford – Cornell
 Herb Wakabayashi – Boston U.

West

Rick Duffett – Michigan St.
 Keith Magnuson – Denver
 John Marks – North Dakota
 Robert Collyard – Colorado Col.
 Al Karlander – Michigan Tech
 George Morrison – Denver
 Robert Munro – North Dakota

1968**East**

Ken Dryden – Cornell
 Bruce Pattison – Cornell
 Walter Stanowski – Cornell
 Brian Cornell – Cornell
 Wayne Small – Brown
 Herb Wakabayashi – Boston U.

West

James Keough – Michigan
 Terry Abram – North Dakota
 Keith Magnuson – Denver
 Gary Gambucci – Minnesota
 Robert Munro – North Dakota
 James Wiste – Denver

1967**East**

Ken Dryden – Cornell
 Brian Gilmour – Boston U.
 Harry Orr – Cornell
 Doug Ferguson – Cornell
 Jack Morrison – Yale
 Jerry York – Boston College

West

Tony Esposito – Michigan Tech
 Rick Best – Michigan Tech
 Jerry Lafond – North Dakota
 Bruce Riutta – Michigan Tech
 Huffer Christiansen – Minn. Duluth
 Bob Lindberg – Colorado Col.
 Gary Milroy – Michigan Tech
 James Wiste – Denver

1966**East**

Terry Yurkiewicz – Clarkson
 Bob Gaudreau – Brown
 Tom Ross – Boston U.
 Fred Bassi – Boston U.
 John Cunniff – Boston College
 Doug Ferguson – Cornell

West

Tony Esposito – Michigan Tech
 Bob Hill – Minn. Duluth
 Bruce Riutta – Michigan Tech
 Wayne Smith – Denver
 Terry Casey – North Dakota
 Bob Lindberg – Colorado Col.
 Doug Volmar – Michigan St.

1965**East**

Terry Yurkiewicz – Clarkson
 Jack Ferreira – Boston U.
 Bob Gaudreau – Brown
 Tom Ross – Boston U.
 John Cunniff – Boston College
 Grant Heffernan – Providence
 Jerry Knightley – Rensselaer

West

Tony Esposito – Michigan Tech
 Don Ross – North Dakota
 Wayne Smith – Denver
 Doug Roberts – Michigan St.
 Mel Wakabayashi – Michigan
 Doug Woog – Minnesota

1964**East**

Bob Perani – St. Lawrence
 Richie Green – Boston U.
 Larry Kish – Providence
 Corby Adams – Clarkson
 Bob Brinkworth – Rensselaer
 Jerry Knightley – Rensselaer

West

Garry Bauman – Michigan Tech
 Carl Lackey – Michigan St.
 Tom Polonic – Michigan
 Craig Falkman – Minnesota
 John Simus – Colorado Col.
 Gordon Wilkie – Michigan

1963**East**

Richie Broadbelt – St. Lawrence
 Pat Brophy – Clarkson
 David Johnston – Harvard
 Calvin Wagner – Clarkson
 Bob Brinkworth – Rensselaer
 Jack Leetch – Boston College
 Dates Fryberger – Middlebury

West

Garry Bauman – Michigan Tech
 Lou Nanne – Minnesota
 Don Ross – North Dakota
 George Hill – Michigan Tech
 Al McLean – North Dakota
 Dave Merrifield – North Dakota
 Bill Staub – Denver

1962**East**

Frank Stephenson – Colby
 David Johnston – Harvard
 Arlie Parker – St. Lawrence
 Bill Hogan – Boston College
 Ron Ryan – Colby
 Dates Fryberger – Middlebury

West

John Chandik – Michigan St.
 Henry Akervall – Michigan Tech
 Elov Seger – Michigan Tech
 Lou Angotti – Michigan Tech
 Red Berenson – Michigan
 Gerald Sullivan – Michigan Tech

1961**East**

Rod Blackburn – New Hampshire
 Arlie Parker – St. Lawrence
 Red Martin – Boston College
 Terry Slater – St. Lawrence
 Phil Latreille – Middlebury
 Art Chisholm – Northeastern

West

George Kirkwood – Denver
 Marty Howe – Denver
 Grant Munro – Denver
 Red Berenson – Michigan
 Bill Masterton – Denver
 Jerry Walker – Denver

1960**East**

Tom Wahman – Dartmouth
 Red Martin – Boston College
 Rusty Ingersoll – Dartmouth
 Terry Slater – St. Lawrence
 Phil Latreille – Middlebury
 Art Chisholm – Northeastern

West

George Cuculick – Michigan Tech
 Marty Howe – Denver
 George Konik – Denver
 Paul Coppo – Michigan Tech
 Reg Morelli – North Dakota
 Bill Masterton – Denver

1959**East**

Gerry Jones – Yale
 Joe Jangro – Boston College
 Pat Presley – St. Lawrence
 Bob Marquis – Boston U.
 Paul Midghall – Rensselaer
 Phil Latreille – Middlebury

West

Joe Selinger – Michigan St.
 Bill Steenson – North Dakota
 Bob Watt – Michigan
 John Kosiancic – Michigan Tech
 Bob White – Michigan
 Murray Williamson – Minnesota

1958**East**

Eddie MacDonald – Clarkson
 Bob Dupuis – Boston U.
 Don MacLeod – Boston U.
 Bob Cleary – Harvard
 Bob Marquis – Boston U.
 Paul Midghall – Rensselaer

West

Jack McCartan – Minnesota
 Bill Steenson – North Dakota
 Ed Zemrau – Denver
 Dick Burg – Minnesota
 Red Hay – Colorado Col.
 Bob McCusker – Colorado Col.
 Bob White – Michigan

1957

Eddie MacDonald – Clarkson
 Pat Presley – St. Lawrence
 Bill Steenson – North Dakota
 Don Wishart – Colorado Col.
 Bob Cleary – Harvard
 Red Hay – Colorado Col.
 Joe McLean – St. Lawrence
 Ron O'Brien – St. Lawrence
 Ed Rowe – Clarkson

1956

Lorne Howes – Michigan
 Robert Schiller – Michigan
 Doug Silverberg – Colorado Col.
 Art Smith – Clarkson
 Garry Kearns – Rensselaer
 Red Hay – Colorado Col.
 William MacFarland – Michigan
 Jack McManus – Michigan Tech
 Bill Reichart – North Dakota
 Ed Rowe – Clarkson

1955

Lorne Howes – Michigan
 Chuck Flynn – Harvard
 Mike Buchanan – Michigan
 Robert Schiller – Michigan
 Doug Silverberg – Colorado Col.
 Phil Hilton – Colorado Col.
 Bill Cleary – Harvard
 Dick Dunnigan – Michigan
 William MacFarland – Michigan
 John Mayasich – Minnesota
 Bill Reichart – North Dakota
 Tom Rendall – Michigan
 Clare Smith – Colorado Col.

1954

Jim Mattson – Minnesota
 Spike Schultz – North Dakota
 Jim Haas – Michigan
 Ken Yackel – Minnesota
 Ben Cherski – North Dakota
 Dick Dougherty – Minnesota
 William MacFarland – Michigan
 John Mayasich – Minnesota

Division I First- Team All-Americans by College

1954-2007**BOSTON COLLEGE (40)**

07—Brian Boyle
 06—Chris Collins
 Peter Harrold
 Cory Schneider
 05—Andrew Alberts
 Patrick Eaves
 04—Andrew Alberts
 Tony Voce
 03—Ben Eaves
 01—Bobby Allen
 Brian Gionta
 00—Jeff Farkas
 Brian Gionta
 Mike Mottau

99—Brian Gionta
 Mike Mottau
 98—Marty Reasoner
 91—David Emma
 90—Gregory Brown
 David Emma
 Steve Heinze
 89—Gregory Brown
 87—Craig Janney
 Brian Leetch
 86—Scott Harlow
 80—Bill Army
 79—Joe Mullen
 78—Joe Mullen
 73—Tom Mellor
 70—Tim Sheehy
 69—Paul Hurley
 Tim Sheehy
 67—Jerry York
 66—John Cunniff
 65—John Cunniff
 63—Jack Leetch
 62—Bill Hogan
 61—Red Martin
 60—Red Martin
 59—Joe Jangro
BOSTON U. (44)
 07—John Curry
 06—Dan Spang
 03—Freddy Meyer
 98—Chris Drury
 Tom Poti
 97—Jon Coleman
 Chris Drury
 96—Jay Pandolfo
 95—Mike Grier
 94—Mike Pomichter
 93—Dave Sacco
 92—Dave Sacco
 91—Shawn McEachern
 84—Cleon Daskalakis
 79—Jim Craig
 Jack O'Callahan
 77—Rick Meagher
 76—Peter Brown
 Rick Meagher
 75—Rick Meagher
 Vic Stanfield
 74—Bill Burlington
 Vic Stanfield
 73—Steve Dolloff
 Keith Smith
 Ed Walsh
 72—Dan Brady
 Bob Brown
 John Danby
 71—Bob Brown
 Steve Stirling
 70—Mike Hyndman
 69—Herb Wakabayashi
 68—Herb Wakabayashi
 67—Brian Gilmour
 66—Fred Bassi
 Tom Ross
 65—Jack Ferreira
 Tom Ross
 64—Richie Green
 59—Bob Marquis
 58—Bob Dupuis
 Dan MacLeod
 Bob Marquis

BOWLING GREEN (15)

95—Brian Holzinger
 Kelly Perrault
 90—Rob Blake
 Nelson Emerson
 89—Greg Parks
 88—Scott Paluch
 87—Gary Kruzich
 86—Gary Kruzich
 84—Garry Galley
 Dan Kane
 83—Brian Hills
 82—Brian Hills
 Brian MacLellan
 George McPhee
 78—Ken Morrow

BROWN (9)

04—Yann Danis
 92—Mike Brewer

80—Mark Holden
78—Mike Laycock
76—Bill Gilligan
70—Curt Bennett
68—Wayne Small
66—Bob Gaudreau
65—Bob Gaudreau

CLARKSON (33)

01—Kent Huskins
97—Matt Pagnutti
Todd White
95—Brian Mueller
94—Craig Conroy
Brian Mueller
85—Dave Fretz
84—Bob Armstrong
Dave Fretz
83—Colin Patterson
82—Steve Cruickshank
81—Bryan Cleaver
Ed Small
Don Sylvestri
78—Bill Blackwood
77—Bill Blackwood
Brian Shields
Dave Taylor
76—Brian Shields
72—Steve Warr
71—Bruce Bullock
Steve Warr
70—Bruce Bullock
66—Terry Yurkiewicz
65—Terry Yurkiewicz
64—Corby Adams
63—Pat Brophy
Calvin Wagner
59—Eddie MacDonald
57—Eddie MacDonald
Ed Rowe
56—Ed Rowe
Art Smith

COLBY (2)

62—Ron Ryan
Frank Stephenson

COLGATE (6)

00—Andy McDonald
90—Dave Gagnon
88—Rejean Boivin
84—Steve Smith
82—Chris Renaud
70—Tom Earl

COLORADO COL. (34)

06—Brett Sterling
05—Curtis McElhinney
Marty Sertich
Brett Sterling
Mark Stuart
03—Noah Clarke
Tom Preissing
Peter Sejna
99—Brian Swanson
Scott Swanson
96—Ryan Bach
Peter Geronazzo
94—Shawn Reid
83—Doug Lidster
80—David Feamster
76—Ed Mio
75—Ed Mio
74—Doug Palazzari
72—Doug Palazzari
Bob Winograd
70—Robert Collyard
69—Robert Collyard
67—Bob Lindberg
66—Bob Lindberg
64—John Simus
59—Red Hay
Bob McCusker
57—Red Hay
Don Wishart
56—Red Hay
Doug Silverberg
55—Phil Hilton
Doug Silverberg
Clare Smith

CORNELL (31)

05—David McKee
03—David LeNeveu

Doug Murray
02—Doug Murray
Matt Underhill
92—Parris Duffus
91—Dan Ratushny
87—Joe Nieuwendyk
86—Doug Dadswell
Joe Nieuwendyk
83—Darren Eliot
82—Brian Hayward
79—Lance Nethery
78—Lance Nethery
Peter Shier
74—George Kuzmicz
72—Larry Fullan
71—Kevin Pettit
70—Dan Lodboa
69—Brian Cornell
Ken Dryden
Bruce Pattison
Peter Tufford
68—Brian Cornell
Ken Dryden
Bruce Pattison
Walter Stanowski
67—Ken Dryden
Doug Ferguson
Harry Orr
66—Doug Ferguson

DARTMOUTH (5)

07—David Jones
04—Lee Stempniak
80—Ross Brownridge
60—Rusty Ingersoll
Tom Wahman

DENVER (29)

06—Matt Carle
05—Matt Carle
04—Ryan Caldwell
86—Dallas Gaume
78—Doug Berry
Ernie Glanville
73—Ron Grahame
Rob Palmer
72—Tom Peluso
71—Mike Christie
Vic Venasky
70—George Morrison
69—Keith Magnuson
George Morrison
68—Keith Magnuson
James Wiste
67—James Wiste
66—Wayne Smith
65—Wayne Smith
63—Bill Staub
61—Marty Howe
George Kirkwood
Bill Masterton
Grant Munro
Jerry Walker
60—Marty Howe
George Konik
Bill Masterton
58—Ed Zemrau

FERRIS ST. (3)

03—Mike Brown
Chris Kunitz
94—John Gruden

HARVARD (27)

05—Noah Welch
03—Dominic Moore
94—Steve Martins
Sean McCann
93—Ted Drury
89—Lane McDonald
87—Mark Benning
Lane MacDonald
86—Scott Fusco
85—Scott Fusco
83—Mark Fusco
82—Mark Fusco
81—Mark Fusco
75—Brian Petrovek
Randy Roth
74—Randy Roth
73—Bob McManama
72—Dave Hynes
71—Joe Cavanagh
70—Joe Cavanagh

69—Joe Cavanagh
63—David Johnston
62—David Johnston
59—Bob Cleary
57—Bob Cleary
56—Bill Cleary
Chuck Flynn

LAKE SUPERIOR ST. (8)

96—Keith Aldrige
92—Mark Astley
Darrin Madeley
91—Jim Dowd
Darrin Madeley
89—Kord Cernich
Bruce Hoffort
88—Mark Vermette

MAINE (19)

07—Michel Leveille
06—Greg Moore
99—David Cullen
Steve Kariya
96—Jeff Tory
95—Blair Allsion
Chris Imes
93—Mike Dunham
Chris Imes
Paul Kariya
92—Scott Pellerin
Yean-Yves Roy
91—Keith Carney
Jean-Yves Roy
89—Dave Capuano
88—Dave Capuano
Jack Capuano
81—Gary Conn
80—Andre Aubut

MASSACHUSETTS (1)

04—Thomas Pock

MASS.-LOWELL (2)

95—Greg Bullock
94—Dwayne Roloson

MIAMI (OHIO) (5)

06—Andy Greene
98—Dan Boyle
97—Dan Boyle
Randy Robitaille
95—Charles Thuss

MICHIGAN (41)

07—T.J. Hensick
Jack Johnson
05—T.J. Hensick
02—Mike Cammalleri
Mike Komisarek
01—Andy Hilbert
00—Jeff Jillson
98—Bill Muckalt
97—John Madden
Brendan Morrison
Marty Turco
96—Brendan Morrison
95—Brendan Morrison
94—David Oliver
Brian Wiseman
92—Denny Felsner
89—Myles O'Connor
81—Paul Fricker
80—Murray Eaves
77—Dave Debol
74—Robbie Moore
68—James Keough
65—Mel Wakabayaski
64—Tom Polonic
Gordon Wilkie
62—Red Berenson
61—Red Berenson
59—Bob Watt
Bob White
58—Bob White
56—Lorne Howes
William MacFarland
Robert Schiller
55—Mike Buchanan
Dick Dunnigan
Lorne Howes
William MacFarland
Tom Rendall
Robert Schiller
54—Jim Haas
William MacFarland

MICHIGAN ST. (35)

03—John-Michael Liles
02—Ryan Miller
01—Ryan Miller
00—Shawn Horcoff
99—Joe Blackburn
Mike York
98—Chad Alban
Mike York
93—Bryan Smolinski
92—Joby Messier
Dwayne Norris
91—Jason Woolley
90—Kip Miller
89—Kip Miller
Bobby Reynolds
87—Mitch Messier
86—Mike Donnelly
85—Dan McFall
Kelly Miller
Craig Simpson
83—Ron Scott
82—Ron Scott
76—Tom Ross
75—Rom Ross
74—Norm Barnes
Steve Colp
73—Bob Boyd
72—Jim Watt
71—Donald Thompson
69—Rick Duffett
66—Doug Volmar
65—Doug Roberts
64—Carl Lackey
62—John Chandik
59—Joe Selinger

MICHIGAN TECH (28)

94—Jamie Ram
93—Jamie Ram
81—Tim Watters
76—Mike Zuke
75—Bob D'Alvise
74—Jim Nahrgang
Mike Zuke
71—Rob Murray
Morris Trewin
69—Al Karlander
67—Rick Best
Tony Esposito
Gary Milroy
Bruce Riutta
66—Tony Esposito
Bruce Riutta
65—Tony Esposito
64—Garry Bauman
63—Garry Bauman
George Hill
62—Henry Akervall
Lou Angotti
Elov Seger
Gerald Sullivan
60—Paul Coppo
George Cuculick
59—John Kosiancic
56—Jack McManus

MIDDLEBURY (5)

63—Dates Fryberger
62—Dates Fryberger
61—Phil Latreille
60—Phil Latreille
59—Phil Latreille

MINNESOTA (32)

07—Alex Goligoski
06—Ryan Potulny
04—Keith Ballard
02—Jordan Leopold
John Pohl
01—Jordan Leopold
97—Mike Crowley
96—Brian Bonin
Mike Crowley
95—Brian Bonin
88—Robb Stauber
85—Pat Micheletti
81—Neal Broten
Steve Ulseth
80—Tim Harrer
79—Bill Baker
75—Les Auge
Mike Polich

70—Murray McLachlan
Wally Olds
68—Gary Gambucci
65—Doug Woog
64—Craig Falkman
63—Lou Nanne
59—Murray Williamson
58—Dick Burg
Jack McCartan
55—John Mayasich
54—Dick Dougherty
Jim Mattson
John Mayasich
Ken Yackel

MINN. DULUTH (21)

04—Junior Lessard
94—Chris Marinucci
93—Brett Hauer
Derek Plante
90—Chad Erickson
86—Norm Maciver
85—Rick Kost
Norm Maciver
Bill Watson
84—Tom Kurvers
Bill Watson
79—Curt Giles
Mark Pavelich
78—Curt Giles
73—Pat Boutette
72—Walter Ledingham
71—Walter Ledingham
70—Ron Busniuk
Murray Keogan
67—Huffer Christiansen
66—Bob Hill

NEB.-OMAHA (1)

06—Scott Parse

NEW HAMPSHIRE (18)

05—Sean Collins
04—Steve Saviano
02—Darren Haydar
Colin Hemingway
01—Ty Conklin
99—Jason Krog
98—Mark Mowers
82—Andy Brickley
79—Ralph Cox
78—Ralph Cox
77—Tim Burke
Bob Miller
76—Cliff Cox
Jamie Hislop
74—Gordie Clark
Cap Raeder
73—Gordie Clark
61—Rob Blackburn

NORTH DAKOTA (44)

07—Ryan Duncan
Jonathan Toews

04—Brandon Bochenski
Zach Parise
01—Jeff Panzer
Travis Roche
00—Karl Goehring
Jeff Panzer
99—Jason Blake
Brad Williamson
98—Curtis Murphy
93—Greg Johnson
91—Greg Johnson
90—Russ Parent
88—Steve Johnson
87—Tony Hrkac
Bob Joyce
Ian Kidd
84—John Casey
83—James Patrick
81—Marc Chorney
80—Mark Taylor
Howard Walker
79—Bob Iwabuchi
Kevin Maxwell
72—Alan Hangsleben
69—John Marks
Robert Munro
68—Terry Abram
Robert Munro
67—Jerry Lafond
66—Terry Casey
65—Don Ross
63—Al McLean
Dave Merrifield
Don Ross

NORTHEASTERN (10)

05—Jason Guerriero
02—Jim Fahey
98—Marc Robitaille
97—Dan McGillis
90—Rob Cowie
88—Bruce Racine
87—Bruce Racine
81—Sandy Beadle
61—Art Chisholm
60—Art Chisholm

NORTHERN MICH. (4)

92—Dallas Drake
91—Scott Beattie
Brad Werenka
81—Steve Bozek

NOTRE DAME (9)

07—David Brown
83—Kirt Bjork

80—Greg Meredith
77—Jack Brownschidle
Brian Walsh
76—Jack Brownschidle
73—Ed Bumbacco
Bill Nyrop
70—John Marks

OHIO ST. (2)

98—Hugo Boisvert
84—Paul Pooley

PRINCETON (1)

86—Cliff Abrecht

PROVIDENCE (8)

85—Tim Army
Chris Terrieri
83—Kurt Kleinendorst
Randy Velischek
76—Ron Wilson
75—Ron Wilson
65—Grant Heffernan
64—Larry Kish

QUINNIPIAC (1)

07—Reid Cashman

RENSSELAER (15)

02—Marc Cavosie
00—Joel Laing
90—Joe Juneau
86—Mike Dark
85—Ken Hammond
Adam Oates
84—John Carter
Adam Oates
65—Jerry Knightley
64—Bob Brinkworth
Jerry Knightley
63—Bob Brinkworth
59—Paul Midghall
58—Paul Midghall
56—Garry Kearns

ST. CLOUD ST. (1)

02—Mark Hartigan

ST. LAWRENCE (21)

07—Drew Bagnall
06—T.J. Trevelyan
01—Erik Anderson
00—Justin Harney
99—Eric Heffler
92—Dan Laperriere
91—Les Kuntar
89—Mike Hurlbut
88—Peter Lappin
Brian McColgan
83—Gray Weicker
64—Bob Perani
63—Richie Broadbelt
62—Arlie Parker
61—Arlie Parker
Terry Slater
60—Terry Slater

59—Pat Presley
57—Joe McLean
Ron O'Brien
Pat Presley

UNION (N.Y.) (1)

97—Trevor Koenig

VERMONT (11)

97—Martin St. Louis
96—Erin Perrin
Martin St. Louis
Tim Thomas
95—Martin St. Louis
89—Kyle McDonough
82—Kirk McCaskill
80—Louis Cote
Craig Homola
79—Louis Cote
75—Tim O'Connell

WESTERN MICH. (3)

87—Wayne Gayne
86—Dan Dorion
Wayne Gayne

WISCONSIN (26)

06—Brian Elliott
04—Bernd Bruckler
01—Dany Heatley
00—Jeff Dessner
Steve Reinprecht
95—Brian Rafalski
93—Barry Richter
90—Gary Shuchuk
88—Paul Ranheim
Paul Stanton
83—Pat Flatley
82—Bruce Driver
John Newberry
80—Roy Schultz
Theran Welsh
79—Mark Johnson
78—Mike Eaves
Mark Johnson
77—Julian Baretta
Mike Eaves
Craig Norwich
76—Mike Eaves
Craig Norwich
75—Brian Engblom
72—Jeff Rotsch
70—John Jagger

YALE (8)

03—Chris Higgins
01—Jeff Hamilton
98—Ray Giroux
93—Jack Duffy
89—Michael O'Neill
83—Robert Brooke
67—Jack Morrison
59—Gerry Jones

Division III Awards

AHCA All-America Teams

The American Hockey Coaches Association (AHCA) Division III All-America teams have been selected by the AHCA Awards Committee since 1970.

2007**East First Team**

Andrew Gallant, Sr., Manhattanville
Arthur Fritch, Jr., Colby
Tom Maldonado, Jr., Middlebury
Rick Cleaver, Jr., Norwich
Mitch Stephens, Sr., Geneseo St.
Neil Trimm, Jr., Neumann

West First Team

A.J. Bucchino, Jr., Wis.-River Falls
Jim Henkemeyer, Jr., Wis.-River Falls
Derek Paige, Jr., Wis.-Superior

Marc Belanger, Jr., St. Norbert
T.J. Dahl, Jr., Wis.-River Falls
Aaron Johnson, Sr., Augsburg

East Second Team

Ryan Scott, Jr., Oswego St.
Mike Gooch, Jr., Neumann
John Halverson, Sr., Trinity (Conn.)
Mike Heddon, So., Neumann
Brendan McLaughlin, So., Oswego St.
Greg Osborne, Sr., Colby

West Second Team

Mike Stone, Jr., Wis.-Stout
John Paulson, Jr., St. Olaf
Ryan VanBoeckel, Sr., St. Thomas (Minn.)
Derek Hansberry, So., Wis.-River Falls
Nick Pernula, Jr., St. Thomas (Minn.)
Brian Soik, Sr., Milwaukee Engr.

2006**East First Team**

George Papachristopoulos, Sr., Bowdoin
Jon Landry, Sr., Bowdoin

Jeff Smith, Sr., Middlebury
Mickey Gilchrist, So., Middlebury
Gus Katsuras, Sr., Hamilton
Garrett Winder, Sr., Norwich

West First Team

Adam Hanna, Sr., St. John's (Minn.)
John Bottoms, Sr., St. Thomas (Minn.)
Andrew Derton, Jr., St. Norbert
Connor Hughes, Sr., St. Norbert
Aaron Johnson, Jr., Augsburg
Dan Krmpotich, Sr., St. Thomas (Minn.)

East Second Team

Jon Dryjowicz-Burek, Fr.,
Mass.-Dartmouth
Greg Gallagher, Sr., Hobart
Brian Mulaly, Sr., Norwich
Rick Cleaver, So., Norwich
Jeremy Koning, Sr., New England Col.
Ryan Woodward, Jr., Oswego St.

West Second Team

Kyle Jones, So., St. Norbert
Jon Keseley, Jr., Gust. Adolphus

Darryl Smolero, Sr., St. John's (Minn.)
Scott Bjorklund, Sr., St. John's (Minn.)
Andy Cote, Jr., St. Norbert
Brandon Wilcox, Sr., St. Thomas (Minn.)

2005**East First Team**

Doug Kisielius, Sr., Trinity (Conn.)
Brian Phinney, Sr., Middlebury
Patrick Walsh, Sr., Colby
Gus Katsuras, Jr., Hamilton
Kurtis McLean, Sr., Norwich
Joseph Ori, Sr., Trinity (Conn.)

West First Team

Adam Hanna, Jr., St. John's (Minn.)
Darryl Smolero, Jr., St. John's (Minn.)
Ryan Tew, Sr., St. Norbert
Jason Deitsch, Jr., St. Norbert
Garrett Larson, Sr., Wis.-River Falls
Mike Wiggins, Sr., Wis.-Superior

East Second Team

Brett Walker, Sr., Geneseo St.

Jon Lounsbury, Sr., Southern Me.
Tom Sullivan, Jr., Babson
Eric Frank, Jr., Mass.-Dartmouth
Beau Kretzman, Sr., Amherst
Jimmy Sokol, Sr., Utica

West Second Team

Kyle Jones, Fr., St. Norbert
Keith Detlefson, Jr., Gust. Adolphus
Dale Lupul, Sr., Wis.-Superior
Scott Bjorklund, Jr., St. John's (Minn.)
Anthony Blumer, Sr., St. Thomas (Minn.)
Kyle Nosan, Sr., Wis.-Superior

2004

East First Team

Raj Bhangoo, Sr., Wentworth Inst.
Lou DiMasi, Sr., Norwich
Lawne Snyder, Sr., Elmira
Travis Banga, Sr., New England Col.
Kevin Cooper, Sr., Middlebury
Kurtis McLean, Jr., Norwich

West First Team

Jeff Dotson, Sr., Wis.-Stout
Darryl Smolero, So., St. John's (Minn.)
Ryan Tew, Jr., St. Norbert
Scott Bjorklund, So., St. John's (Minn.)
Jason Deitsch, Jr., St. Norbert
Dustan Lick, Jr., St. Thomas (Minn.)

East Second Team

Adam Lavelle, Jr., Hobart
Joe Carrabs, Sr., Oswego St.
Chad Kemp, Sr., Plattsburgh St.
Chris Lee, Sr., Potsdam St.
Don Patrick, Sr., Oswego St.
Mike Tarantino, Sr., Rochester Inst.

West Second Team

Adam Hanna, Fr., St. John's (Minn.)
Adam Holmgren, Jr., St. John's (Minn.)
Dale Lupul, Jr., Wis.-Superior
Spencer Carbery, So., St. Norbert
Jim Murphy, Sr., Wis.-River Falls
Kevin Willey, Sr., St. John's (Minn.)

2003

East First Team

Will Hamele, Sr., Fredonia St.
Joe Carrabs, Jr., Oswego St.
Lou DiMasi, Jr., Norwich
Travis Banga, Jr., New England Col.
Kevin Cooper, Jr., Middlebury
Kurtis McLean, So., Norwich

West First Team

Nathan Ziemski, Sr., Wis.-Superior
Adam Kragthorpe, Sr., Wis.-River Falls
Steve Rodberg, Sr., Wis.-Superior
Jaro Cesky, Sr., Augsburg
Jason Deitsch, So., St. Norbert
Maris Ziedins, Sr., St. Norbert

East Second Team

Doug Kiselius, So., Trinity (Conn.)
Peter Ollari, Sr., Plattsburgh St.
Nick Stauder, Sr., Salem St.
Brendon Hodge, Sr., Plattsburgh St.
Don Patrick, Jr., Oswego St.
Brian Yingling, Sr., Lebanon Valley

West Second Team

Rick Gregory, Sr., St. John's (Minn.)
Trevor Peterson, Sr.,
Concordia-M'head
Ryan Tew, So., St. Norbert
Colin Kendall, Sr., Wis.-Superior
Ryan Langenbrunner, Fr., St. John's,
(Minn.)
Evan Stensrud, Sr., Wis.-River Falls

2002

East First Team

Christian Carlsson, Sr., Middlebury
Matt Dunn, Sr., Middlebury
Jerry Galway, Sr., Rochester Inst.
Mike Bournazakis, Jr., Rochester Inst.
Mike Carosi, Sr., Bowdoin
Kurtis McLean, Fr., Norwich

West First Team

Dan Melde, So., Gust. Adolphus

Adam Kragthorpe, Jr., Wis.-River Falls
Jim Underwood, Fr., St. Norbert
Tony Lawrence, Sr., St. Thomas (Minn.)
Mike Possin, Sr., St. John's (Minn.)
Maris Ziedins, Jr., St. Norbert

East Second Team

Niklas Sundberg, Sr., Plattsburgh St.
Ryan Constantine, Sr., Middlebury
Peter Ollari, Jr., Plattsburgh St.
Kevin Cooper, So., Middlebury
Jason Kilcan, Jr., Plattsburgh St.
Todd Nowicki, Sr., Buffalo St.

West Second Team

Ryan Gill, So., St. Norbert
Bruce Leonard, Sr., Wis.-Superior
Drew Palmgren, Jr., St. Thomas (Minn.)
Chris Bodnar, Sr., St. Norbert
Chris Hackett, Jr., Wis.-Superior
Colin Kendall, Jr., Wis.-Superior

2001

East First Team

Tyler Euverman, So., Rochester Inst.
Jerry Galway, Jr., Rochester Inst.
Jim Smith, Sr., Amherst
Keith Aucoin, Sr., Norwich
Peter Bournazakis, Sr., Rochester Inst.
Derek Hahn, Jr., Rochester Inst.

West First Team

Bryan Howard, Sr., Concordia-M'head
Eliot Komar, Sr., Wis.-River Falls
Adam Kragthorpe, So., Wis.-River Falls
Jeff Glowa, Sr., Wis.-Superior
Ivan Prokic, Sr., Wis.-Superior
Adam Sedgwick, Sr., St. Norbert

East Second Team

Niklas Sundberg, Jr., Plattsburgh St.
Matt Skoglund, Sr., Middlebury
Bryan Murray, Sr., Plattsburgh St.
Ralph Aiello, Sr., New England Col.
Scott Goldman, Sr., Middlebury
Brendon Hodge, So., Plattsburgh St.

West Second Team

Nathan Ziemski, So., Wis.-Superior
Mike McMahon, Jr., St. Thomas (Minn.)
Milan Tomaska, Jr., Wis.-Superior
Jeff Bernard, Sr., Wis.-River Falls
Jared Gustafson, Sr., Bethel (Minn.)
Tony Lawrence, Jr., St. Thomas (Minn.)

2000

East First Team

David Haimson, Sr., Williams
Ben Barnett, Sr., Middlebury
Mike Ludwar, Sr., Norwich
Keith Aucoin, Jr., Norwich
Marc Bellemare, Sr., Norwich
Curt Goldman, Sr., Middlebury

West First Team

Bryan Howard, Jr., Concordia-M'head
Tommy Cianflone, Sr., St. Norbert
Rob Gramer, Sr., Concordia-M'head
Steve Aronson, Sr., St. Thomas (Minn.)
Ryan Maxson, Jr., Wis.-Stevens Point
Kevin Adam, Sr., Bethel (Minn.)

East Second Team

Lou Mastromarino, Sr., Salem St.
Brian Collum, Sr., Southern Me.
Bryan Murray, Jr., Plattsburgh St.
John Giannacopoulos, Sr., Middlebury
Jeff Paluseo, Sr., Plattsburgh St.
Pat Staerker, Sr., Rochester Inst.

West Second Team

Bobby Gould, So., Wis.-Stevens Point
Jared Gustafson, Jr., Bethel (Minn.)
Mike McMahon, Jr., St. Thomas (Minn.)
Brian Bolf, Sr., St. Thomas (Minn.)
Jeff Glowa, Jr., Wis.-Superior
Adam Sedgwick, Jr., St. Norbert

1999

East First Team

David Haimson, Jr., Williams
Jerry Galway, So., Rochester Inst.
Rob Koh, Sr., Colby

Tracey Belanger, Sr., Plattsburgh St.
Marc Bellemare, Jr., Norwich
Pat Staerker, Jr., Rochester Inst.

West First Team

Brady Alstead, Sr., Wis.-River Falls
Chris Chelios, Sr., Wis.-Superior
Kevin Fricke, Sr., Wis.-Stevens Point
Steve Aronson, Jr., St. Thomas (Minn.)
Ben Gorewich, Sr., Wis.-Stevens Point
Rob Smillie, Sr., St. Norbert

East Second Team

Mark Breeden, Sr., Geneseo St.
Ben Barnett, Jr., Middlebury
Mike Ludwar, Jr., Norwich
Keith Aucoin, So., Norwich
John Giannacopoulos, Jr., Middlebury
Rob MacDonald, Sr., Amherst

West Second Team

Mike Szkodzinski, Jr., St. Norbert
Tommy Cianflone, So., St. Norbert
Ryan Hartung, Sr., St. Thomas (Minn.)
Kevin Adam, Jr., Bethel (Minn.)
Matt Erredge, Sr., St. John's (Minn.)
Adam Sedgwick, So., St. Norbert

1998

East First Team

Francois Bourbeau – Middlebury
Jason Desloover – Plattsburgh St.
Ryan Goldman – Middlebury
Steve Moffat – Plattsburgh St.
Steve Naughton – Potsdam St.
Mark Spence – Middlebury

West First Team

Bobby Gorman – Wis.-Stevens Point
Tom Maryshak – St. Norbert
Tryg Sarsland – St. John's (Minn.)
Steve Aronson – St. Thomas (Minn.)
Forrest Gore – Wis.-Stevens Point
Rob Smillie – St. Norbert

East Second Team

Mark Breeden – Geneseo St.
Rob Koh – Colby
Eric Linkowski – Connecticut Col.
Brian DeFeo – Oswego St.
John Evangelista – Mercyhurst
Pat Staerker – Rochester Inst.

West Second Team

Ryan McIntosh – Augsburg
Mike Donaghue – Bemidji St.
Lon Hovland – Wis.-Superior
Todd Cary – Augsburg
Matt Erredge – St. John's (Minn.)
Aaron Novak – Bemidji St.

1997

East First Team

Chris Farion – Middlebury
Joe Baudo – Hamilton
Sebastian Bilodeau – Middlebury
Dan Lavergne – Colby
Geoff Liska – Norwich
Steve Toll – Rochester Inst.

West First Team

David Graichen – Wis.-Superior
Shawn Pomplun – Bemidji St.
Ben Butters – Bethel (Minn.)
Jeff Sobb – Bemidji St.
Frank Savino – St. Mary's (Minn.)
Forrest Gore – Wis.-Stevens Point

East Second Team

Jamie Morris – Rochester Inst.
Rob Koh – Colby
Bryan Cossette – Rochester Inst.
Dave Evans – Elmira
John Evangelista – Mercyhurst
Steve Moffat – Plattsburgh St.

West Second Team

Jeff Heil – Wis.-River Falls
Chris Chelios – Wis.-Superior
Janne Hassi – Wis.-Superior
Nate DeMars – St. Mary's (Minn.)
Bill Houck – Wis.-Eau Claire
Brian Barker – Wis.-Superior

1996

East First Team

Derek Puppa – Ala.-Huntsville
David Woodward – Babson
Ian Smith – Middlebury
Ryan Equale – Connecticut Col.
Kevin McKinnon – Mercyhurst
Chris Maybury – Rochester Inst.

West First Team

Brady Alstead – Wis.-River Falls
Aaron Arf – Wis.-River Falls
Lindsey Braun – Wis.-Superior
Bernie Adlys – Bemidji St.
Jason Lesteberg – Gust. Adolphus
Russ Johnson – Wis.-River Falls

East Second Team

Stu Logan – Bowdoin
Sebastian Bilodeau – Middlebury
Adam French – Rochester Inst.
Mario Mazzuca – Ala.-Huntsville
Brian Cronin – Colby
Geoff Liska – Norwich

West Second Team

David Graichen – Wis.-Superior
Troy Edwards – Bemidji St.
Janne Hassi – Wis.-Superior
Mike LeDuc – Augsburg
Mike Rotsch – St. Thomas (Minn.)
Brian Barker – Wis.-Superior

1995

East First Team

Marc Siegel – Williams
Paul Croteau – Bowdoin
Ian Smith – Middlebury
Charlie Gaffney – Bowdoin
Craig Conley – Fredonia St.
Rob Concannon – Salem St.

West First Team

David Graichen – Wis.-Superior
Jene Boullanne – Bemidji St.
Brian Lyke – Minn. St. Mankato
Omer Belisle – Bemidji St.
Matt Loen – Wis.-Eau Claire
Kevin Sobb – Wis.-Superior

East Second Team

Francois Bourbeau – Middlebury
Dave Woodward – Babson
Justin Proud – Mercyhurst
Bryan Quinn – Connecticut Col.
Gary Masocco – Fredonia St.
Chris Maybury – Rochester Inst.

West Second Team

Robin Cook – Bemidji St.
Aaron Arf – Wis.-River Falls
Vance Mattson – Wis.-Superior
Peter Rutili – Augsburg
Bob Haskins – Hamline
Corby Manes – St. Mary's (Minn.)

1994

East First Team

Marc Siegel – Williams
Paul Croteau – Bowdoin
Jim Pinti – Fredonia St.
Lenny Pereira – Plattsburgh St.
Jay Murphy – Rochester Inst.
Kurt Mallett – Salem St.

West First Team

Jeff Markham – Wis.-Superior
Chris Morque – Bemidji St.
Mick Kempffer – Wis.-Stevens Point
C.J. Beaurline – Augsburg
Mike Schwengler – Wis.-Eau Claire
Frank Cirone – Wis.-Stevens Point

East Second Team

Joe Bonvie – Salem St.
D.J. Keating – Salem St.
Mark Yannetti – Williams
Craig Conley – Fredonia St.
Charlie Gaffney – Bowdoin
Jeff Lupu – Fredonia St.

West Second Team

Dave Ketola – Wis.-Stevens Point
 Todd Dvorak – Wis.-Eau Claire
 Steve Elmsmore – Wis.-Superior
 James Karner – Bemidji St.
 Jon Engfer – St. Thomas (Minn.)
 Fred Harbinson – Wis.-Superior

1993**East First Team**

Marc Siegel – Williams
 Andrew Moir – Mercyhurst
 Neil Sinclair – Middlebury
 Charlie Gaffney – Bowdoin
 Ray Alcindor – Middlebury
 Lenny Pereira – Plattsburgh St.

West First Team

Dave Ketola – Wis.-Stevens Point
 Mick Kempffer – Wis.-Stevens Point
 Chris Valicevic – St. Mary's (Minn.)
 Todd Tretter – Wis.-Stevens Point
 Chris Campbell – Wis.-Superior
 Glen Lang – Wis.-Superior

East Second Team

Mark Kuryak – Babson
 John Lashar – Babson
 Chris Potter – Connecticut Col.
 Dan Pompeo – Babson
 Chris McGee – Babson
 Rob Madia – Mercyhurst

West Second Team

Brad Nowak – St. Mary's (Minn.)
 Erik Hendrikson – Gust. Adolphus
 Gary Gustafson – Bemidji St.
 Jamie Erb – Bemidji St.
 Marc Terris – Concordia-M'head
 Jon Engfer – St. Thomas (Minn.)

1992**East First Team**

Mark Kuryak – Babson
 Doug Cochran – Middlebury
 Matt Weir – Elmira
 Kent Hughes – Middlebury
 Bryan Krygier – Connecticut Col.
 Joe Spinelli – Elmira

West First Team

Bret Newcomb – Gust. Adolphus
 Tim Potter – Minn. St. Mankato
 Nick Wohlers – St. Thomas (Minn.)
 Paul Caufield – Wis.-Stevens Point
 Alex Hicks – Wis.-Eau Claire
 Glen Lang – Wis.-Superior

East Second Team

Brent Truchon – Middlebury
 Pat Currie – Middlebury
 Bill Innocent – Mass.-Boston
 Derek Bettencourt – Colby
 Bernie Cassell – Elmira
 Matthew Robbins – Salem St.

West Second Team

Todd Chin – Wis.-Stevens Point
 Paul Ferry – Bemidji St.
 Mick Kempffer – Wis.-Stevens Point
 Brent Eilefson – St. Olaf
 Mark Hicks – Wis.-Eau Claire
 Brad Kennett – Bemidji St.

1991**East First Team**

Joe Capprini – Babson
 Bill Gall – Rochester Inst.
 Jules Jardine – Elmira
 Scott Burfoot – Mercyhurst
 Glen Mazurowski – Geneseo St.
 Joe Spinelli – Elmira

West First Team

Glen Prodhall – Minn. St. Mankato
 Pat Cullen – Bemidji St.
 David Esse – Wis.-Superior
 Paul Caufield – Wis.-Stevens Point
 Alex Hicks – Wis.-Eau Claire
 Scott Johnson – Bemidji St.

East Second Team

Brent Truchon – Middlebury
 Martin Beliveau – Plattsburgh St.
 Doug Cochran – Middlebury
 Marc Alcindor – Middlebury
 Terry Campbell – Union (N.Y.)
 Bryan Krygier – Connecticut Col.

West Second Team

Dan Vacco – Lake Forest
 Derek Cooper – Minn. St. Mankato
 Adam Rice – St. Olaf
 Mike Hassman – Concordia-M'head
 David Newcomer – Gust. Adolphus
 Bill Rooney – Minn. St. Mankato

1990**East First Team**

Lou Germain – Geneseo St.
 Jim Creamer – Babson
 Jules Jardine – Elmira
 Mike Haviland – Elmira
 Chris Smith – Geneseo St.
 Joe Spinelli – Elmira

West First Team

Rick Royal – St. Scholastica
 Jeffrey Miller – St. Thomas (Minn.)
 Greg Robertson – Wis.-Eau Claire
 Mike Hassman – Concordia-M'head
 Alex Hicks – Wis.-Eau Claire
 Brad Wiley – St. Mary's (Minn.)

East Second Team

Joe Capprini – Babson
 Sean Cascio – Geneseo St.
 Chris Vlachos – Salem St.
 Brad Chin – Bowdoin
 Chris Palmer – Rochester Inst.
 John Stringfellow – Oswego St.

West Second Team

Kevin Marion – Wis.-Stevens Point
 Doug Bowman – Lake Forest
 Terry Hughes – Minn. St. Mankato
 Paul Caufield – Wis.-Stevens Point
 Jeffrey Hatton – St. Thomas (Minn.)
 Mark Hicks – Wis.-Eau Claire

1989**East First Team**

Guy Hebert – Hamilton
 Kevin Potter – Bowdoin
 Dan Williams – Elmira
 Scott Brown – Rochester Inst.
 Sean Fitzgerald – Oswego St.
 Brendan Hickey – Bowdoin

West First Team

Steve O'Shea – Bemidji St.
 Tim Coghlin – Wis.-Stevens Point
 Matthew Montgomery – St. Mary's (Minn.)
 Ralph Barahona – Wis.-Stevens Point
 Pat McPartlin – Wis.-Stevens Point
 Brad Mattson – St. Mary's (Minn.)

East Second Team

Ron Kinghorn – Union (N.Y.)
 Tim Cordick – Rochester Inst.
 Jim Creamer – Babson
 Ron Beran – Babson
 Scott Marinaro – Elmira
 Harry McCabe – Hamilton

West Second Team

Rob Grim – St. Mary's (Minn.)
 Greg Robertson – Wis.-Eau Claire
 Tom Shinabargar – Bemidji St.
 Jeff Jaraczewski – Wis.-Eau Claire
 Dan Richards – Bemidji St.
 Arron Scott – Wis.-River Falls

1988**East**

Tony Mongillo – Elmira
 Mike Boyce – Merrimack
 Dan Williams – Elmira
 Todd Krygier – Connecticut Col.
 Tom Sasso – Babson
 Jim Vesey – Merrimack

West

Steve O'Shea – Bemidji St.
 Tim Coghlin – Wis.-Stevens Point
 Joe Lagoo – Wis.-River Falls
 Dallas Miller – Augsburg
 Ian Resch – Bemidji St.
 Arron Scott – Wis.-River Falls

1987**East First Team**

Jim Hrivnak – Merrimack
 Bob Fowler – Merrimack
 Jon Leonard – Bowdoin
 Joe Ferras – Plattsburgh St.
 John McGeough – Bowdoin
 Tom Sasso – Babson

West First Team

Doug Voss – Bethel (Minn.)
 Scott Jenewein – Minn. St. Mankato
 Mark Rice – Concordia-M'head
 Mike Brodzinski – St. Cloud St.
 Todd Lescarbeau – Bemidji St.
 Tom Palkowski – St. Thomas (Minn.)

East Second Team

Tom Acquaviva – Babson
 Matt Delguidice – St. Anselm
 Mike Boyce – Merrimack
 Todd Krygier – Connecticut Col.
 Howard Vandermast – Potsdam St.
 Vin Paolucci – Colby
 Mike Snell – Oswego St.
 Jim Vesey – Merrimack

West Second Team

Ken Hilgert – Minn. St. Mankato
 Andy Clark – St. John's (Minn.)
 Terry Mattson – Bemidji St.
 Brad Johnson – St. Scholastica
 Pat McPhartlin – Wis.-Stevens Point
 Dallas Miller – Augsburg

1986**East**

Walter Edwards – Colby
 Jon Leonard – Bowdoin
 Bill Nash – Norwich
 Joe Lunny – Holy Cross
 Hubie McDonough – St. Anselm
 Tom Sasso – Babson
 Jim Vesey – Merrimack

West

Cory Goddard – St. Scholastica
 Greg Bishop – Bemidji St.
 Steve Olson – St. Thomas (Minn.)
 Mike Alexander – Bemidji St.
 Scott Curwin – St. Scholastica
 Tom Diedrich – St. Thomas (Minn.)

1985**East**

Keith Houghton – Babson
 Blaise MacDonald – Rochester Inst.
 Mike McGrath – Salem St.
 Brian Bell – Potsdam St.
 Peter DeArmas – Plattsburgh St.
 Hubie McDonough – St. Anselm

West

Mark Liska – Bemidji St.
 Dennis Gibbons – Bemidji St.
 Jon Pingree – Lake Forest
 Scott Thomas – Bethel (Minn.)
 Mike Alexander – Bemidji St.
 Scott Curwin – St. Scholastica
 Bo Snuggerud – St. Thomas (Minn.)

1984**East**

Dave Burkholder – Rochester Inst.
 Jean Roy – Bowdoin
 Frank Simonetti – Norwich
 Paul Donato – Babson
 Chris Johnstone – Rochester Inst.
 Mark Roberto – Norwich

West

Mark Liska – Bemidji St.
 Drey Bradley – Bemidji St.

Jim Molle – Alas. Anchorage
 Doug Keys – Gust. Adolphus
 Joel Otto – Bemidji St.
 Dennis Sorenson – Alas. Anchorage

1983**East**

Chris Trincerri – Norwich
 Hap Grabeldinger – Elmira
 Jean Roy – Bowdoin
 Michael Carr – Mass.-Lowell
 David Lair – Oswego St.
 Steve Murphy – St. Anselm

West

Mark Liska – Bemidji St.
 Drey Bradley – Bemidji St.
 Mike Piette – Wis.-River Falls
 Tom Kern – Minn. St. Mankato
 Steve Nelson – St. Olaf
 Joel Otto – Bemidji St.

1982**East**

John MacKenzie – Mass.-Lowell
 Paul Lohnes – Mass.-Lowell
 Jean Roy – Bowdoin
 Gaetan D'Anjou – Plattsburgh St.
 Ed Galiani – New England Col.
 Ken Kaiser – Mass.-Lowell

West

Rory Eidsness – St. Cloud St.
 Randy Allen – Gust. Adolphus
 Dan Pratt – St. Cloud St.
 Rick Hjelm – Gust. Adolphus
 Tom Kern – Minn. St. Mankato
 Scott MacFarlane – Lake Forest

1981**East**

Bill Provencher – Bowdoin
 Doug Kimura – Plattsburgh St.
 Paul Lohnes – Mass.-Lowell
 Dean Jenkins – Mass.-Lowell
 Tom Lawler – Merrimack
 Rick Pratt – Oswego St.

West

Steve Carroll – Minn. St. Mankato
 Scott Robideaux – St. Scholastica
 Mike Weinkauf – Minn. St. Mankato
 John Erickson – Gust. Adolphus
 Rob Feenie – Ill.-Chicago
 Mark Hentges – St. Thomas (Minn.)

1980**East**

Gary Whear – Babson
 Dean Fraser – Merrimack
 Paul Lohnes – Mass.-Lowell
 Tom Mulligan – Mass.-Lowell
 Mark Pletts – Bowdoin
 Gerald Curley – Holy Cross
 Dean Jenkins – Mass.-Lowell
 Tom Lawler – Merrimack

West

Walt Aufderheide – St. Scholastica
 Scott Robideaux – St. Scholastica
 John Erickson – Gust. Adolphus
 Keith Gilbertson – St. Scholastica
 Peter Hammer – St. Scholastica

1979**East**

Jay Palladino – Salem St.
 Gerry Ciarcia – Bowdoin
 Doug Kimura – Plattsburgh St.
 Tom Jacobs – Mass.-Lowell
 Craig MacTavish – Mass.-Lowell
 Bob Magnuson – Merrimack

West

Dennis Ewanchuck – Ill.-Chicago
 Dick Gunderson – St. John's (Minn.)
 Dave Saatzter – Minn. St. Mankato
 Ted Cotter – Ill.-Chicago
 Dave Reichel – St. Cloud St.
 Larry Ward – Minn. St. Mankato

1978**East**

Jim Stewart – Holy Cross
Gerry Ciarcia – Bowdoin
Mike Smith – American Int'l
Bob Devaney – Bowdoin
Tom Mullen – American Int'l
Greg Preston – Oswego St.

West

Bob Janecyk – Chicago St.
Mike Cadwell – Wis.-River Falls
Dave Saatzer – Minn. St. Mankato
Mike Cody – Gust. Adolphus
Steve Hansen – Gust. Adolphus
Dave Reichel – St. Cloud St.

1977**East**

Jerry Gagnon – Salem St.
Paul Dunn – Merrimack
Jack Rankin – Union (N.Y.)
Tom Morrill – Boston St.
Tom Mullen – American Int'l
Dave Rost – Army

West

Bob Janecyk – Chicago St.
Tom Anderson – Minn. St. Mankato
Bruce Edwards – Gust. Adolphus
Bill Essel – Minn. St. Mankato
Steve Hansen – Gust. Adolphus
Jeff Keys – St. Thomas (Minn.)

1976**East**

Jerry Gagnon – Salem St.
Rick Zeller – Williams
Kurt Ziemendorf – Hamilton
Cam McGregor – Norwich
Tom Mullen – American Int'l
Mike Reynolds – Merrimack

West

Bob Janecyk – Chicago St.
Tom Anderson – Minn. St. Mankato
John Mulvihill – Gust. Adolphus
Gary Hansen – Gust. Adolphus
George Hansen – Chicago St.
Mike Stusick – Lake Forest

1975**East**

Jim Brimsek – Middlebury
Rich Lamby – Salem St.
John Vigneron – Bowdoin
George Clark – Army
Bill Dunn – Merrimack
Jim Morris – St. Anselm

West

Bob Smith – Ill.-Chicago
Greg Olson – Minn. St. Mankato
Neil Smith – Western Mich.
Gary Hansen – Gust. Adolphus
Rob Hodge – Western Mich.
Mike Stusick – Lake Forest
Pat Sullivan – St. Cloud St.

1974**East**

Bill Cantwell – Norwich
Dick Lamby – Salem St.
John Murphy – Vermont
Ted Castle – Vermont
George Clark – Army
Willie MacKinnon – Vermont

West

Robert Smith – Ill.-Chicago
Doug Reed – Western Mich.
Dennis Trooien – Gust. Adolphus
Richard Agren – Gust. Adolphus
James Stangl – Minn. St. Mankato
Mike Stusick – Lake Forest
Patrick Sullivan – St. Cloud St.

1973**East**

Bill Cantwell – Norwich
Brad Cooke – Vermont
Mark Petit – Merrimack
Dick Donovan – Bowdoin
Pat Keenan – Massachusetts
Pat Wright – Vermont

West

Dave Gross – Minn. St. Mankato
Mike Smith – Lake Forest
Dennis Trooien – Gust. Adolphus
John Fitzsimmons – St. Cloud St.
Peter Taylor – Lake Forest
Bill Techar – Minn. St. Mankato

1972**East**

P.J. Flaherty – Massachusetts
Brian Sullivan – Massachusetts
Ted Yeates – Vermont
Pat Keenan – Massachusetts
Steve Self – Colby
Pat Wright – Vermont

West

Don Muio – Lake Superior St.
Jim Miller – Gust. Adolphus
Mike Smith – Lake Forest
Bob Elsen – St. Thomas (Minn.)
George Roberts – Gust. Adolphus
Jim Wiley – Lake Superior St.

1971**East**

David Reece – Vermont
Bob Kullen – Bowdoin
Ted Yeates – Vermont
Dave Forbes – American Int'l
Jim Grip – Norwich
Bruce Jangro – Salem St.

West

Andy Micheletti – Gust. Adolphus
James Field – Lake Forest
John McNamara – Minn. St. Mankato
Paul Oberstar – St. Cloud St.
George Roberts – Gust. Adolphus

1970**East**

John Bradley – Bowdoin
David Reece – Vermont
Peter Sears – Oswego St.
Michael Gilligan – Salem St.
Robert Hall – Bowdoin
George Kreiner – Vermont
Todd Smith – Colby
Gary Bensen – Williams
Edward Good – Bowdoin
Michael Thomas – Hamilton

West

Ronald Gordon – St. Cloud St.
James Field – Lake Forest
James Lundbohm – Gust. Adolphus
Tony Guernsey – Lake Forest
Gerald Krieger – Gust. Adolphus
Clive Wang – Ill.-Chicago

Division III First- Team All-Americans by College

1970-2007**ALA.-HUNTSVILLE (1)**

96—Derek Puppa

ALAS. ANCHORAGE (2)

84—Jim Molle
Dennis Sorenson

AMERICAN INT'L (5)

78—Tom Mullen
Mike Smith
77—Tom Mullen

76—Tom Mullen
71—Dave Forbes

AMHERST (1)

01—Jim Smith

ARMY (3)

77—Dave Rost
75—George Clark
74—George Clark

AUGSBURG (5)

07—Aaron Johnson
06—Aaron Johnson
03—Jaro Cesky
94—C.J. Beaurline
88—Dallas Miller

BABSON (10)

96—David Woodward
92—Mark Kuryak
91—Joe Capprini
90—Jim Creamer
88—Tom Sasso
87—Tom Sasso
86—Tom Sasso
85—Keith Houghton
84—Paul Donato
80—Gary Whear

BEMIDJI ST. (23)

97—Shawn Pomplun
Jeff Sobb
96—Bernie Adlys
95—Omar Belisle
Jude Boullanne
94—Chris Morque
91—Pat Cullen
Scott Johnson
89—Steve O'Shea
88—Steve O'Shea
Ian Resch
87—Todd Lescarbeau
86—Mike Alexander
Greg Biskup
85—Mike Alexander
Dennis Gibbons
Mark Liska
84—Drey Bradley
Mark Liska
Joel Otto
83—Drey Bradley
Mark Liska
Joel Otto

BETHEL (MINN.) (4)

00—Kevin Adam
97—Ben Butters
87—Doug Voss
85—Scott Thomas

BOSTON ST. (1)

77—Tom Morrill

BOWDOIN (26)

06—Jon Landry
George Papachristopoulos
02—Mike Carosi
95—Paul Croteau
Charlie Gaffney
94—Paul Croteau
93—Charlie Gaffney
89—Brendan Hickey
Kevin Potter
88—Jon Leonard
John McGeough
87—Jon Leonard
84—Jean Roy
83—Jean Roy
82—Jean Roy
81—Bill Provencher
80—Mark Pletts
79—Gerry Ciarcia
78—Gerry Ciarcia
Bob Devaney
75—John Vigneron
73—Dick Donovan
71—Bob Kullen
70—John Bradley
Edward Good
Robert Hall

CHICAGO ST. (4)

78—Bob Janecyk
77—Bob Janecyk
76—George Hansen
Bob Janecyk

COLBY (7)

07—Arthur Fritch
05—Patrick Walsh
99—Rob Koh
97—Dan Lavergne
86—Walter Edwards
72—Steve Self
70—Todd Smith

CONCORDIA-M'HEAD (5)

01—Bryan Howard
00—Rob Gramer
Bryan Howard
90—Mike Hassman
87—Mark Rice

CONNECTICUT COL. (3)

96—Ryan Equale
92—Bryan Krygier
88—Todd Krygier

ELMIRA (12)

04—Lawne Snyder
92—Joe Spinelli
Matt Weir
91—Jules Jardine
Joe Spinelli
90—Mike Haviland
Jules Jardine
Joe Spinelli
89—Dan Williams
88—Tony Mongillo
Dan Williams
83—Hap Grabeldinger

FREDONIA ST. (3)

03—Will Hamel
95—Craig Conley
94—Jim Pinti

GENESEO ST. (4)

07—Mitch Stephens
91—Glen Mazurowski
90—Lou Germaine
Chris Smith

GUST. ADOLPHUS (24)

02—Dan Melde
96—Jason Lesteberg
92—Bret Newcomb
84—Doug Keys
82—Randy Allen
Rick Hjelm
81—John Erickson
80—John Erickson
78—Mike Cody
Steve Hansen
77—Bruce Edwards
Steve Hansen
76—Gary Hansen
John Mulvihill
75—Gary Hansen
74—Richard Agren
Dennis Trooien
73—Dennis Trooien
72—Jim Miller
George Roberts
71—Andy Micheletti
George Roberts
70—Gerald Kreiger
James Lundbohm

HAMILTON (6)

06—Gus Katsuras
05—Gus Katsuras
97—Joe Baudo
89—Guy Hebert
76—Kurt Ziemendorf
70—Michael Thomas

HOLY CROSS (3)

86—Joe Lunny
80—Gerald Curley
78—Jim Stewart

ILL.-CHICAGO (6)

81—Rob Feenie
79—Ted Cotter
Dennis Ewanchuck
75—Bob Smith
74—Robert Smith
70—Clive Wang

LAKE FOREST (11)

85—Jon Pingree
82—Scott MacFarlane
76—Mike Stusick

75—Mike Stusick
74—Mike Stusick
73—Mike Smith
Peter Taylor
72—Mike Smith
71—James Field
70—James Field
Tony Guernsey

LAKE SUPERIOR ST. (2)

72—Don Munio
Jim Wiley

MANHATTANVILLE (1)

07—Andrew Gallant

MASSACHUSETTS (4)

73—Pat Keenan
72—P.J. Flaherty
Pat Keenan
Brian Sullivan

MASS.-LOWELL (11)

83—Michael Carr
82—Ken Kaiser
Paul Lohnes
John Mackenzie
81—Dean Jenkins
Paul Lohnes
80—Dean Jenkins
Paul Lohnes
Tom Mulligan
79—Tom Jacobs
Craig MacTavish

MERCYHURST (3)

96—Kevin McKinnon
93—Andrew Mori
91—Scott Burfoot

MERRIMACK (13)

88—Mike Boyce
Jim Vesey
87—Bob Fowler
Jim Hrivnak
86—Jim Vesey
81—Tom Lawler
80—Dean Fraser
Tom Lawler
79—Bob Magnuson
77—Paul Dunn
76—Mike Reynolds
75—Bill Dunn
73—Mark Petit

MIDDLEBURY (22)

07—Tom Maldonado
06—Mickey Gilchrist
Jeff Smith
05—Brian Phinney
04—Kevin Cooper
03—Kevin Cooper
02—Christian Carlsson
Matt Dunn
00—Ben Barnett
Curt Goldman
98—Francois Bourbeau
Ryan Goldman
Mark Spence
97—Sebastien Bilodeau
Chris Farion
96—Ian Smith
95—Ian Smith
93—Ray Alcindor
Neil Sinclair
92—Doug Cochran
Kent Hughes
75—Jim Brimsek

MINN. ST. MANKATO (19)

95—Brian Lyke
92—Tim Potter
91—Glen Prodhahl
87—Scott Jenewein
83—Tom Kern
82—Tom Kern
81—Steve Carroll
Mike Weinkauff
79—Dave Saatzer
Larry Ward
78—Dave Saatzer
77—Tom Anderson
Bill Essel
76—Tom Anderson
75—Greg Olson
74—James Stangl

73—Dave Gross
Bill Techar
71—John McNamara

NEUMANN (1)

07—Neil Trimm

NEW ENGLAND COL. (3)

04—Travis Banga
03—Travis Banga
82—Ed Galiani

NORWICH (22)

07—Rick Cleaver
06—Garrett Winder
05—Kurtis McLean
04—Lou DiMasi
Kurtis McLean
03—Lou DiMasi
Kurtis McLean
02—Kurtis McLean
01—Keith Aucoin
00—Keith Aucoin
Marc Bellemare
Mike Ludwar
99—Marc Bellemare
97—Geoff Liska
86—Bill Nash
84—Mark Roberto
Frank Simonetti
83—Chris Trincer
76—Cam McGregor
74—Bill Cantwell
73—Bill Cantwell
71—Jim Grip

OSWEGO ST. (6)

03—Joe Carrabs
89—Sean Fitzgerald
83—David Lair
81—Rick Pratt
78—Greg Preson
70—Peter Sears

PLATTSBURGH ST. (10)

99—Tracey Belanger
98—Jason Desloover
Steve Moffat
94—Lenny Pereira
93—Lenny Pereira
87—Joe Ferras
85—Peter DeArmas
82—Gaetan D'Anjou
81—Doug Kimura
79—Doug Kimura

POTSDAM ST. (2)

98—Steve Naughton
85—Brian Bell

ROCHESTER INST. (16)

02—Mike Bournazakis
Jerry Galway
01—Peter Bournazakis
Tyler Euverman
Jerry Galway
Derek Hahn
99—Jerry Galway
Pat Staerker
97—Steve Toll
96—Chris Maybury
94—Jay Murphy
91—Bill Gall
89—Scott Brown
85—Blaise MacDonald
84—Dave Burkholder
Chris Johnstone

ST. ANSELM (4)

86—Hubie McDonough
85—Hubie McDonough
83—Steve Murphy
75—Jim Morris

ST. CLOUD ST. (10)

87—Mike Brodzinski
82—Rory Eidsness
Dan Pratt
79—Dave Reichel
78—Dave Reichel
75—Pat Sullivan
74—Pat Sullivan
73—John Fitzsimmons
71—Paul Oberstar
70—Ronald Gordon

ST. JOHN'S (MINN.) (7)

06—Adam Hanna
05—Adam Hanna
Darryl Smoleroff
04—Scott Bjorkland
Darryl Smoleroff
98—Tryg Sarsland
79—Dick Gunderson

ST. MARY'S (MINN.) (5)

97—Frank Saviano
93—Chris Valicevic
90—Brad Wiley
89—Brad Mattson
Matthew Montgomery

ST. NORBERT (16)

07—Marc Belanger
06—Andrew Derton
Connor Hughes
05—Jason Deitsch
Ryan Tew
04—Jason Deitsch
Ryan Tew
03—Jason Deitsch
Maris Ziedins
02—Jim Underwood
Maris Ziedins
01—Adam Segdwick
00—Tommy Cianflone
99—Rob Smillie
98—Tom Maryshak
Rob Smillie

ST. OLAF (1)

83—Steve Nelson

ST. SCHOLASTICA (9)

90—Rick Royal
86—Scott Curwin
Cory Goddard
85—Scott Curwin
81—Scott Robideaux
80—Walt Aufderheide
Keith Gilbertson
Peter Hammer
Scott Robideaux

ST. THOMAS (MINN.) (17)

06—John Bottoms
Dan Krmpottich
04—Dustan Lick
02—Tony Lawrence
Miike Possin
00—Steve Aronson
99—Steve Aronson
98—Steve Aronson
92—Nick Wohlers
90—Jeffrey Miller
87—Tom Palkowski
86—Tom Diedrich
Steve Olson
85—Bo Snuggerud
81—Mark Hentges
77—Jeff Keys
72—Bob Elsen

SALEM ST. (10)

95—Rob Concannon
94—Kurt Mallett
85—Mike McGrath
79—Jay Palladino
77—Jerry Gagnon
76—Jerry Gagnon
75—Rich Lamby
74—Dick Lamby
71—Bruce Jangro
70—Michael Gilligan

TRINITY (CONN.) (2)

05—Doug Kisielius
Joseph Ori

UNION (N.Y.) (1)

77—Jack Rankin

VERMONT (11)

74—Ted Castle
Willie MacKinnon
John Murphy
73—Brad Cooke
Pat Wright
72—Pat Wright
Ted Yeates
71—David Reece
Ted Yeates

70—George Kreiner
David Reece

WENTWORTH INST. (1)

04—Raj Bhangoo

WESTERN MICH. (3)

75—Rob Hodge
Neil Smith
74—Doug Reed

WILLIAMS (7)

00—David Haimson
99—David Haimson
95—Marc Siegel
94—Marc Siegel
93—Marc Siegel
76—Rick Zeller
70—Gary Bensen

WIS.-EAU CLAIRE (6)

95—Matt Loen
94—Mike Schwengler
92—Alex Hicks
91—Alex Hicks
90—Alex Hicks
Greg Robertson

WIS.-RIVER FALLS (17)

07—A.J. Bucchino
T.J. Dahl
Jim Henkemeyer
05—Garrett Larson
Mike Wiggins
03—Adam Kragthorpe
02—Adam Kragthorpe
01—Eliot Komar
Adam Kragthorpe
99—Brady Alstead
96—Brady Alstead
Aaron Arf
Russ Johnson
88—Joe Lagoo
Arron Scott
83—Mike Piette
78—Mike Cadwell

WIS.-STEVENS POINT (17)

00—Ryan Maxson
99—Kevin Fricke
Bob Gorewich
98—Forrest Gore
Bobby Gorman
97—Forrest Gore
94—Crank Cirone
Mick Kempffer
93—Mick Kempffer
Dave Ketola
Todd Tretter
92—Paul Cauffield
91—Paul Cauffield
89—Ralph Barahona
Tim Coghlin
Pat McPartlin
88—Tim Coghlin

WIS.-STOUT (1)

04—Jeff Dotson

WIS.-SUPERIOR (15)

07—Derek Paige
03—Steve Rodberg
Nathan Ziemski
01—Jeff Glowa
Ivan Prokic
99—Chris Chelios
97—David Graichen
96—Lindsey Braun
95—David Graichen
Kevin Sobb
94—Jeff Markham
93—Chris Campbell
Glen Lang
92—Glen Lang
91—David Esse

Special Awards

HOBEBY BAKER AWARD

The Hobey Baker Award, named for the legendary Princeton hockey player who died in World War I, recognizes strength of character both on and off the ice. Each year's winner is selected from a group of 10 finalists by the votes of a 25-member selection committee, along with the results of Vote for Hobey, an online fan ballot.

2007	Ryan Duncan, North Dakota, forward
2006	Matt Carle, Denver, defense
2005	Marty Sertich, Colorado Col., forward
2004	Junior Lessard, Minn. Duluth, forward
2003	Peter Sejna, Colorado Col., forward
2002	Jordan Leopold, Minnesota, defense
2001	Ryan Miller, Michigan St., goalie
2000	Mike Mottau, Boston College, defense
1999	Jason Krog, New Hampshire, center
1998	Chris Drury, Boston U., center
1997	Brendan Morrison, Michigan, center
1996	Brian Bonin, Minnesota, center
1995	Brian Holzinger, Bowling Green, center
1994	Chris Marinucci, Minn. Duluth, center
1993	Paul Kariya, Maine, left wing
1992	Scott Pellerin, Maine, left wing
1991	David Emma, Boston College, center
1990	Kip Miller, Michigan St., center
1989	Lane MacDonald, Harvard, right wing
1988	Robb Stauber, Minnesota, goalie
1987	Tony Hrkac, North Dakota, center
1986	Scott Fusco, Harvard, left wing
1985	Bill Watson, Minn. Duluth, right wing
1984	Tom Kurvers, Minn. Duluth, defense
1983	Mark Fusco, Harvard, defense
1982	George McPhee, Bowling Green, left wing
1981	Neal Broten, Minnesota, center

SID WATSON AWARD

Presented to the college division Player of the Year by the American Hockey Coaches Association.

2007	Andrew Gallant, Manhattanville, goalie
2006	Adam Hanna, St. John's (Minn.), goalie
2005	Kurtis McLean, Norwich, forward
2004	Kevin Cooper, Middlebury, forward
2003	Maris Ziedins, St. Norbert, forward
2002	Jerry Galway, Rensselaer, defense
2001	Keith Aucoin, Norwich, forward
2000	Steve Aronson, St. Thomas (Minn.), forward
1999	Rob Smillie, St. Norbert, forward
1998	Mark Spence, Middlebury, forward
1997	Steve Toll, Rensselaer, forward
1996	Ian Smith, Middlebury, defense
1995	Charlie Gaffney, Bowdoin, forward
1994	Ray Alcindor, Middlebury, forward
1993	Frank Cirrone, Wis.-Stevens Point, forward

Men's Coaching Records

All-Divisions Coaching Records

Winningest All-Time by Percentage 82

Winningest All-Time by Victories 82

Division I Coaching Records 83

Winningest Active by Percentage 83

Winningest Active by Victories 83

Winningest All-Time by Percentage 83

Winningest All-Time by Victories 84

Division III Coaching Records 84


Winningest Active by Percentage 84

Winningest Active by Victories 84

Winningest All-Time by Percentage 85

Winningest All-Time by Victories 85

Coaching Honors 86



All-Divisions Coaching Records

(Minimum 10 years as a head coach at an NCAA school;
includes record as head coach at all four-year institutions.)

Winningest Coaches All-Time

BY PERCENTAGE

Rank	Coach (Colleges Coached, Tenure)	Yrs.	W	L	T	Pct.†
1.	*John Rolli (Mass.-Dartmouth 1985-07).....	23	466	119	20	.787
2.	Alfred Winsor Jr. (Harvard 1906-17, 1922).....	13	86	27	0	.761
3.	*Tim Coghlin (St. Norbert 1994-07).....	14	295	91	31	.745
4.	Ned Harkness (Rensselaer 1950-63; Cornell 1964-70; Union [N.Y.] 1976-77).....	23	380	130	10	.740
5.	*Bob Emery (Plattsburgh St. 1990-07).....	18	397	133	42	.731
6.	Bill Harrison (Clarkson 1948-57).....	10	128	47	6	.723
7.	*Bill Beaney (New England Col. 1978-84; Middlebury 1987-07).....	28	509	194	37	.713
8.	Ron Mason (Lake Superior St. 1967-73; Bowling Green 1974-79; Michigan St. 1980-02)	36	924	380	83	.696
9.	R.H. "Bob" Peters (North Dakota 1965-66; Bemidji St. 1967-82, 84-01).....	36	744	313	50	.695
10.	*Steve Freeman (Wis.-River Falls 1997-07).....	11	220	91	21	.694
11.	Larry Armstrong (Minnesota 1936-47).....	12	123	53	10	.688
12.	Vic Heyliger (Michigan 1944-56; Air Force 1969-74).....	20	318	141	17	.686
13.	Joseph Stubbs (Harvard 1928-38).....	11	95	43	6	.681
14.	Steve Stirling (Babson 1979-83, 86-93; Providence 1984-85).....	15	290	129	28	.680
15.	Dean Blais (North Dakota 1995-04).....	10	262	115	33	.679
16.	Shawn Walsh (Maine 1985-01).....	17	423	188	47	.679
17.	*Terry Skrypek (St. Thomas [Minn.] 1988-06).....	20	374	168	37	.678
18.	Barry Urbanski (Salem St. 1965-75).....	11	137	65	4	.675
19.	Murray Armstrong (Denver 1957-77).....	21	460	215	31	.674
20.	*Terry Meagher (Bowdoin 1984-07).....	24	393	184	40	.669
21.	Cheddy Thompson (Colorado Col. 1946-55).....	10	150	73	5	.669
22.	*Red Berenson (Michigan 1985-07).....	23	611	292	64	.665
23.	John "Snooks" Kelley (Boston College 1933-42, 1947-72).....	36	501	249	15	.665
24.	Doug Woog (Minnesota 1986-99).....	14	390	188	40	.663
25.	Len Ceglarski (Clarkson 1958-72; Boston College 1973-92).....	35	689	344	36	.661
26.	*Dean Fuller (Fitchburg St. 1985-07).....	23	390	195	28	.659
27.	*Don Lucia (Alas. Fairbanks 1988-93; Colorado Col. 1994-99; Minnesota 2000-07).....	20	499	251	58	.653
28.	Mark Morris (Clarkson 1989-02).....	14	306	153	42	.653
29.	*Jim Tortorella (Colby 1996-07).....	12	186	94	23	.652
30.	*Richard Umile (New Hampshire 1991-07).....	17	397	199	63	.650
31.	*Jack Parker (Boston U. 1974-07).....	34	759	392	93	.648
32.	John MacInnes (Michigan Tech 1957-82).....	26	555	295	39	.646
33.	Don Roberts (Gust. Adolphus 1965-96).....	32	515	278	25	.645
34.	Ralph C. Weiland (Harvard 1951-71).....	21	316	172	17	.643
35.	*Mike Schafer (Cornell 1996-07).....	12	235	125	42	.637
36.	Charlie Holt (New Hampshire 1968-83).....	18	364	210	15	.631
37.	*John Harrington (St. John's [Minn.] 1994-07).....	14	228	130	29	.627
38.	Clarence Wanamaker (Dartmouth 1916-18, 20; Yale 1922-28).....	11	97	57	5	.626
39.	*Mike McShane (St. Lawrence 1981-85; Providence 1986-94; Norwich 1996-07).....	26	502	292	44	.625
40.	Olav Kollevoll (St. Lawrence 1951-55; Colgate 1958-65).....	13	153	92	4	.622
41.	Jack Roos (Clarkson 1931-44, 47).....	17	134	79	7	.619
42.	Thom Lawler (Merrimack 1966-79).....	14	242	148	11	.617
43.	Bob Johnson (Colorado Col. 1964-66; Wisconsin 1967-82).....	19	406	248	27	.616
44.	William J. Cleary Jr. (Harvard 1972-90).....	19	325	200	22	.614
45.	Glenn Thomaris (Elmira 1988-01; Potsdam St. 2003-07).....	19	318	197	26	.612
46.	Jack Riley (Army 1951-86).....	36	542	343	20	.610
47.	Don Brose (Minn. St. Mankato 1970-83, 85-00).....	30	536	335	79	.609
48.	*Rand Pecknold (Quinnipiac 1995-07).....	13	243	150	37	.608
49.	*Bill O'Neill (Salem St. 1982-07).....	26	424	267	42	.607
50.	*Rich Gotkin (Mercyhurst 1989-07).....	19	347	218	39	.607
51.	Dick Bertrand (Cornell 1971-82; Ferris St. 1983-86)	16	292	186	19	.607
52.	Doug Ross (Ohio 1977; Kent St. 1979-81; Ala.-Huntsville 1985-07).....	27	457	294	43	.603
53.	Mike Addesa (Holy Cross 1977-79; Rensselaer 1980-89).....	13	236	155	9	.601
54.	*Joe Baldarotta (Wis.-Stevens Point 1992-07).....	16	265	171	38	.599
55.	*Jerry York (Clarkson 1973-79; Bowling Green 1980-94; Boston College 1995-07).....	35	767	503	76	.598

Rank	Coach (Colleges Coached, Tenure)	Yrs.	W	L	T	Pct.†
56.	John Gasparini (North Dakota 1978-94).....	17	407	270	26	.597
57.	George Menard (St. Lawrence 1956-67, 69-71).....	15	204	137	14	.594
58.	Steve Nelson (Wis.-Superior 1987-00).....	14	249	168	21	.592
59.	*John Dunham (Trinity [Conn.] 1975-07).....	33	441	306	34	.586
60.	Mark Mazzoleni (Wis.-Stevens Point 1986-91; Miami [Ohio] 1995-99; Harvard 2000-04).....	16	302	207	43	.586

*Active coach. †Ties computed as half won and half lost. &Now coaching at Cortland St.

BY VICTORIES

Rank	Coach (Colleges Coached, Tenure)	Yrs.	W	L	T	Pct.†
1.	Ron Mason (Lake Superior St. 1967-73; Bowling Green 1974-79; Michigan St. 1980-02)	36	924	380	83	.696
2.	*Jerry York (Clarkson 1973-79; Bowling Green 1980-94; Boston College 1995-07).....	35	767	503	76	.598
3.	*Jack Parker (Boston U. 1974-07).....	34	759	392	93	.648
4.	R.H. "Bob" Peters (North Dakota 1965-66; Bemidji St. 1967-82, 84-01).....	36	744	313	50	.695
5.	*Rick Comley (Lake Superior St. 1974-76; Northern Mich. 1977-02; Michigan St. 2003-07)	34	714	548	90	.561
6.	Len Ceglarski (Clarkson 1958-72; Boston College 1973-92).....	35	689	344	36	.661
7.	Jeff Sauer (Colorado Col. 1972-82; Wisconsin 1983-02).....	31	655	532	57	.549
8.	*Red Berenson (Michigan 1985-07).....	23	611	292	64	.665
9.	John MacInnes (Michigan Tech 1957-82).....	26	555	295	39	.646
10.	Jack Riley (Army 1951-86).....	36	542	343	20	.610
11.	Don Brose (Minn. St. Mankato 1970-83, 85-00).....	30	536	335	79	.609
12.	Don Roberts (Gust. Adolphus 1965-96).....	32	515	278	25	.645
13.	*Bill Beaney (New England Col. 1978-84; Middlebury 1987-07).....	28	509	194	37	.713
14.	Ed Saugestad (Augsburg 1958-96).....	37	503	354	21	.585
15.	*Mike McShane (St. Lawrence 1981-85; Providence 1986-94; Norwich 1996-07).....	26	502	292	44	.625
16.	John "Snooks" Kelley (Boston College 1933-42, 47-72).....	36	501	249	15	.665
17.	*Don Lucia (Alas. Fairbanks 1988-93; Colorado Col. 1994-99; Minnesota 2000-07).....	20	499	251	58	.653
18.	*John Rolli (Mass.-Dartmouth 1985-07).....	23	466	119	20	.787
19.	Murray Armstrong (Denver 1957-77).....	21	460	215	31	.674
20.	Doug Ross (Ohio 1977; Kent St. 1979-81; Ala.-Huntsville 1985-07).....	27	457	294	43	.603
21.	*George Gwozdecky (Wis.-River Falls 1982-84; Miami [Ohio] 1990-94; Denver 1995-07).....	21	447	315	61	.580
22.	*John Dunham (Trinity [Conn.] 1975-07).....	33	441	306	34	.586
23.	*Bill Wilkinson (Western Mich. 1983-99; Wayne St. [Mich.] 2000-07).....	25	426	444	79	.491
24.	*Bill O'Neill (Salem St. 1982-07).....	26	424	267	42	.607
25.	Shawn Walsh (Maine 1985-01).....	17	423	188	47	.679
26.	John Gasparini (North Dakota 1978-94) Mike Gilligan (Salem St. 1976-81; Vermont 1985-03).....	17	407	270	26	.597
29.	Craig Dahl (Bethel [Minn.] 1981-85; Wis.-River Falls 1986; St. Cloud St. 1988-05).....	24	407	402	57	.503
29.	Bob Johnson (Colorado Col. 1964-66; Wisconsin 1967-82).....	19	406	248	27	.616
30.	*Joe Marsh (St. Lawrence 1986-07).....	22	402	329	51	.547
31.	*Bob Emery (Plattsburgh St. 1990-07).....	18	397	133	42	.731
31.	*Richard Umile (New Hampshire 1991-07).....	17	397	199	63	.650
33.	*Terry Meagher (Bowdoin 1984-07).....	24	393	184	40	.669
34.	Doug Woog (Minnesota 1986-99).....	14	390	188	40	.663
34.	*Dean Fuller (Fitchburg St. 1985-07).....	23	390	195	28	.659
36.	Amo Bessone (Michigan Tech 1949-51; Michigan St. 1952-79).....	31	387	458	22	.459
37.	Ned Harkness (Rensselaer 1950-63; Cornell 1964-70; Union [N.Y.] 1976-77).....	23	380	130	10	.740
38.	Mike Sertich (Minn. Duluth 1983-00; Michigan Tech 2001-03).....	21	375	397	53	.487
39.	*Terry Skrypek (St. Thomas [Minn.] 1988-07).....	20	374	168	37	.678
40.	*Don Olson (St. Mary's [Minn.] 1977-89, 91-07).....	30	368	385	39	.489
41.	Charlie Holt (New Hampshire 1968-85).....	18	364	210	15	.631
42.	William J. Cleary Jr. (Mass.-Lowell 1970-91).....	22	363	270	22	.571
43.	Paul Duffy (Geneseo St. 1977-01).....	25	356	317	32	.528
44.	Tim Taylor (Yale 1977-07).....	30	354	467	57	.436
45.	*Rich Gotkin (Mercyhurst 1989-07).....	19	347	218	39	.607
46.	Brian Cavanaugh (Canisius 1981-82, 84-05).....	24	341	306	57	.525
47.	William McCormick (Williams 1955-89).....	35	336	355	21	.487
48.	*Tony Fritz (Lake Forest 1979-07).....	29	334	369	39	.479
49.	Jerry Welsh (Ohio St. 1976-95).....	20	328	381	56	.465
50.	William J. Cleary Jr. (Harvard 1972-90).....	19	325	200	22	.614

Rank	Coach (Colleges Coached, Tenure)	Yrs.	W	L	T	Pct.†
51.	Vic Heyliger (Michigan 1944-56; Air Force 1969-74).....	20	318	141	17	.686
	Glenn Thomaris (Elmira 1988-01; Potsdam St. 2003-07).....	19	318	197	26	.612
53.	Ralph C. Weiland (Harvard 1951-71).....	21	316	172	17	.643
54.	Edward Jeremiah (Dartmouth 1938-42, 46-63, 65-67).....	26	308	247	12	.554

Rank	Coach (Colleges Coached, Tenure)	Yrs.	W	L	T	Pct.†
55.	Charles Smith (Notre Dame 1969-87).....	19	307	320	31	.490
56.	Mark Morris (Clarkson 1989-02).....	14	306	153	42	.653
	Rob Riley (Babson 1984-85; Army 1987-04).....	20	306	302	34	.503
58.	Mark Mazzoleni (Wis.-Stevens Point 1986-91; Miami [Ohio] 1995-99; Harvard 2000-04).....	16	302	207	43	.586

*Active coach. †Ties computed as half won and half lost.

Division I Coaching Records

Winningest Active Coaches

(Minimum 5 years as a Division I head coach; includes record as head coach at all four-year institutions.)

BY PERCENTAGE

Coach, School	Yrs.	Won	Lost	Tied	Pct.
1. Jeff Jackson, Notre Dame.....	8	227	78	32	.721
2. Red Berenson, Michigan.....	23	611	292	64	.665
3. Don Lucia, Minnesota.....	20	499	251	58	.653
4. Richard Umile, New Hampshire.....	17	397	199	63	.650
5. Jack Parker, Boston U.	34	759	392	93	.648
6. Mike Schafer, Cornell.....	12	235	125	42	.637
7. Scott Owens, Colorado Col.	8	195	109	24	.631
8. Rand Pecknold, Quinnipiac.....	13	243	150	37	.608
9. Rick Gotkin, Mercyhurst.....	19	347	218	39	.607
10. Jerry York, Boston College.....	35	767	503	76	.598
11. George Gwozdecky, Denver.....	21	447	315	61	.580
12. Tim Whitehead, Maine.....	11	230	164	37	.577
13. Rick Comley, Michigan St.	34	714	548	90	.561
14. Joe Marsh, St. Lawrence.....	22	402	329	51	.547
15. Walt Kyle, Northern Mich.	5	102	84	17	.544
16. Mike Eaves, Wisconsin.....	6	116	97	23	.540
17. Tom Serratore, Bemidji St.	6	103	86	25	.540
18. Enrico Blasi, Miami (Ohio).....	8	154	130	27	.539
19. Paul Pearl, Holy Cross.....	12	191	168	36	.529
20. Blaise MacDonald, Mass.-Lowell.....	11	181	162	45	.524
21. David Burkholder, Niagara.....	6	106	96	18	.523
22. Don Vaughan, Colgate.....	14	239	217	46	.522
23. John Markell, Ohio St.	13	230	209	42	.522
24. Bruce Marshall, Connecticut.....	19	272	262	52	.509
25. Shaun Hannah, Sacred Heart.....	11	164	162	31	.503

†Ties computed as half won and half lost.

BY VICTORIES

Coach, School	Yrs.	Wins
1. Jerry York, Boston College.....	35	767
2. Jack Parker, Boston U.	34	759
3. Rick Comley, Michigan St.	34	714
4. Red Berenson, Michigan.....	23	611
5. Don Lucia, Minnesota.....	20	499
6. George Gwozdecky, Denver.....	21	447
7. Bill Wilkinson, Wayne St. (Mich.).....	25	426
8. Joe Marsh, St. Lawrence.....	22	402
9. Richard Umile, New Hampshire.....	17	397
10. Rick Gotkin, Mercyhurst.....	19	347
11. Don Cahoon, Massachusetts.....	20	279
12. Bruce Marshall, Connecticut.....	19	272
13. Gary Wright, American Int'l.....	23	245
14. Bob Gaudet, Dartmouth.....	19	244
15. Rand Pecknold, Quinnipiac.....	13	243
16. Bob Daniels, Ferris St.	15	239
Don Vaughan, Colgate.....	14	239
18. Mike Schafer, Cornell.....	12	235
19. John Markell, Ohio St.	13	230
Tim Whitehead, Maine.....	11	230
21. Jeff Jackson, Notre Dame.....	8	227
22. Frank Serratore, Air Force.....	14	198
23. Scott Owens, Colorado Col.	8	195
24. Paul Pearl, Holy Cross.....	12	191
25. Blaise MacDonald, Mass.-Lowell.....	11	181
26. Shaun Hannah, Sacred Heart.....	11	164
27. Mike Kemp, Neb.-Omaha.....	10	162
28. Enrico Blasi, Miami (Ohio).....	8	154
29. Jim Culhane, Western Mich.	8	128

Winningest Coaches All-Time

(Minimum 10 years as a Division I head coach; includes record as head coach at all four-year institutions.)

BY PERCENTAGE

Rank	Coach (Colleges Coached, Tenure)	Yrs.	W	L	T	Pct.†
1. Alfred Winsor Jr. (Harvard 1906-17, 1922).....	13	86	27	0		.761
2. Ned Harkness (Rensselaer 1950-63; Cornell 1964-70; Union [N.Y.] 1976-77).....	23	380	130	10		.740
3. Ron Mason (Lake Superior St. 1967-73; Bowling Green 1974-79; Michigan St. 1980-02).....	36	924	380	83		.696
4. R.H. "Bob" Peters (North Dakota 1965-66; Bemidji St. 1967-82, 84-01).....	36	744	313	50		.695
5. Larry Armstrong (Minnesota 1936-47).....	12	123	53	10		.688
6. Vic Heyliger (Michigan 1944-56; Air Force 1969-74).....	20	318	141	17		.686
7. Joseph Stubbs (Harvard 1928-38).....	11	95	43	6		.681
8. Dean Blais (North Dakota 1995-04).....	10	262	115	33		.679
9. Shawn Walsh (Maine 1985-01).....	17	423	188	47		.679
10. Murray Armstrong (Denver 1957-77).....	21	460	215	31		.674
11. Cheddy Thompson (Colorado Col. 1946-55).....	10	150	73	5		.669
12. *Red Berenson (Michigan 1985-07).....	23	611	292	64		.665
13. John "Snooks" Kelley (Boston College 1933-42, 47-72).....	36	501	249	15		.665
14. Doug Woog (Minnesota 1986-99).....	14	390	188	40		.663
15. Len Ceglarski (Clarkson 1958-72; Boston College 1973-92).....	35	689	344	36		.661
16. *Don Lucia (Alas. Fairbanks 1988-93; Colorado Col. 1994-99; Minnesota 2000-07).....	20	499	251	58		.653
17. Mark Morris (Clarkson 1989-02).....	14	306	153	42		.653
18. *Richard Umile (New Hampshire 1991-07).....	17	397	199	63		.650
19. *Jack Parker (Boston U. 1974-07).....	34	759	392	93		.648
20. John MacInnes (Michigan Tech 1957-82).....	26	555	295	39		.646
21. Ralph C. Weiland (Harvard 1951-71).....	21	316	172	17		.643
22. *Mike Schafer (Cornell 1996-07).....	12	235	125	42		.637
23. Charlie Holt (New Hampshire 1968-83).....	18	364	210	15		.631
24. Clarence Wanamaker (Dartmouth 1916-18, 20; Yale 1922-28).....	11	97	57	5		.626
25. *Mike McShane (St. Lawrence 1981-85; Providence 1986-94; Norwich 1996-07).....	26	502	292	44		.625
26. Olav Kollevoll (St. Lawrence 1951-55; Colgate 1958-65).....	13	153	92	4		.622
27. Jack Roos (Clarkson 1931-44, 47).....	17	134	79	7		.619
28. Thom Lawler (Merrimack 1966-79).....	14	242	148	11		.617
29. Bob Johnson (Colorado Col. 1964-66; Wisconsin 1967-82).....	19	406	248	27		.616
30. William J. Cleary Jr. (Harvard 1972-90).....	19	325	200	22		.614
31. Jack Riley (Army 1951-86).....	36	542	343	20		.610
32. Don Brose (Minn. St. Mankato 1970-83, 85-00).....	30	536	335	79		.609
33. *Rand Pecknold (Quinnipiac 1995-07).....	13	243	150	37		.608
34. *Rick Gotkin (Mercyhurst 1989-07).....	19	347	218	39		.607
35. Dick Bertrand (Cornell 1971-82; Ferris St. 1983-86).....	16	292	186	19		.607
36. Doug Ross (Ohio 1977; Kent St. 1979-81; Ala.-Huntsville 1985-07).....	27	457	294	43		.603
37. Mike Addesa (Holy Cross 1977-79; Rensselaer 1980-89).....	13	236	155	9		.601
38. *Jerry York (Clarkson 1973-79; Bowling Green 1980-94; Boston College 1995-07).....	35	767	503	76		.598
39. John Gasparini (North Dakota 1978-94).....	17	407	270	26		.597
40. George Menard (St. Lawrence 1956-67, 69-71).....	15	204	137	14		.594
41. Mark Mazzoleni (Wis.-Stevens Point 1986-91; Miami [Ohio] 1995-99; Harvard 2000-04).....	16	302	207	43		.586
42. John Mariucci (Minnesota 1953-55, 57-66).....	13	197	138	18		.584
43. *George Gwozdecky (Wis.-River Falls 1982-84; Miami [Ohio] 1990-94; Denver 1995-07).....	21	447	315	61		.580
44. Terry Slater (Colgate 1978-92).....	15	251	180	23		.578
45. *Tim Whitehead (Mass.-Lowell 1997-01; Maine 2002-07).....	11	230	164	37		.577
46. Lou Lamoriello (Providence 1969-83).....	15	244	181	15		.572

Rank	Coach (Colleges Coached, Tenure)	Yrs.	W	L	T	Pct.†
47.	William J. Riley Jr. (Mass.-Lowell 1970-91)	22	363	270	22	.571
48.	Rick Comley (Lake Superior St. 1974-76; Northern Mich. 1977-02; Michigan St. 2003-07)	34	714	548	90	.561
49.	Edward Jeremiah (Dartmouth 1938-42, 46-63, 65-67)	26	308	247	12	.554
50.	Brush Christiansen (Alas. Anchorage 1980-96)	17	287	229	30	.553
51.	Brad Buetow (Minnesota 1980-85; Colorado Col. 1989-93)	11	239	193	19	.551
52.	Jeff Sauer (Colorado Col. 1972-82; Wisconsin 1983-02)	31	655	532	57	.549
53.	*Joe Marsh (St. Lawrence 1986-07)	22	402	329	51	.547

*Active coach. †Ties computed as half won and half lost.

BY VICTORIES

Rank	Coach (Colleges Coached, Tenure)	Yrs.	W	L	T	Pct.†
1.	Ron Mason (Lake Superior St. 1967-73; Bowling Green 1974-79; Michigan St. 1980-02)	36	924	380	83	.696
2.	*Jerry York (Clarkson 1973-79; Bowling Green 1980-94; Boston College 1995-07)	35	767	503	76	.598
3.	*Jack Parker (Boston U. 1974-07)	34	759	392	93	.648
4.	R.H. "Bob" Peters (North Dakota 1965-66; Bemidji St. 1967-82, 84-01)	36	744	313	50	.695
5.	*Rick Comley (Lake Superior St. 1974-76; Northern Mich. 1977-02; Michigan St. 2003-07)	34	714	548	90	.561
6.	Len Ceglarski (Clarkson 1958-72; Boston College 1973-92)	35	689	344	36	.661
7.	Jeff Sauer (Colorado Col. 1972-82; Wisconsin 1983-02)	31	655	532	57	.549
8.	*Red Berenson (Michigan 1985-07)	23	611	292	64	.665
9.	John MacInnes (Michigan Tech 1957-82)	26	555	295	39	.646
10.	Jack Riley (Army 1951-86)	36	542	343	20	.610
11.	Don Brose (Minn. St. Mankato 1970-83, 85-00)	30	536	335	79	.609
12.	*Mike McShane (St. Lawrence 1981-85; Providence 1986-94; Norwich 1996-07)	26	502	292	44	.625
13.	John "Snooks" Kelley (Boston College 1933-42, 47-72)	36	501	249	15	.665
14.	*Don Lucia (Alas. Fairbanks 1988-93; Colorado Col. 1994-99; Minnesota 2000-07)	20	499	251	58	.653
15.	Murray Armstrong (Denver 1957-77)	21	460	215	31	.674
16.	Doug Ross (Ohio 1977; Kent St. 1979-81; Ala.-Huntsville 1985-07)	27	457	294	43	.603
17.	*George Gwozdecky (Wis.-River Falls 1982-84; Miami [Ohio] 1990-94; Denver 1995-07)	21	447	315	61	.580
18.	*Bill Wilkinson (Western Mich. 1983-99; Wayne St. [Mich.] 2000-07)	25	426	444	79	.491
19.	Shawn Walsh (Maine 1985-01)	17	423	188	47	.679
20.	John Gasparini (North Dakota 1978-94)	17	407	270	26	.597

Rank	Coach (Colleges Coached, Tenure)	Yrs.	W	L	T	Pct.†
	Mike Gilligan (Salem St. 1976-81; Vermont 1985-03)	25	407	337	47	.544
	Craig Dahl (Bethel [Minn.] 1981-85; Wis.-River Falls 1986; St. Cloud St. 1988-05)	24	407	402	57	.503
23.	Bob Johnson (Colorado Col. 1964-66; Wisconsin 1967-82)	19	406	248	27	.616
24.	*Joe Marsh (St. Lawrence 1986-07)	22	402	329	51	.547
25.	*Richard Umile (New Hampshire 1991-07)	16	397	199	63	.650
26.	Doug Woog (Minnesota 1986-99)	14	390	188	40	.663
27.	Amo Bessone (Michigan Tech 1949-51; Michigan St. 1952-79)	31	387	458	22	.459
28.	Ned Harkness (Rensselaer 1950-63; Cornell 1964-70; Union [N.Y.] 1976-77)	23	380	130	10	.740
29.	Mike Sertich (Minn. Duluth 1983-00; Michigan Tech 2001-03)	21	375	397	53	.487
30.	Charlie Holt (New Hampshire 1968-83)	18	364	210	15	.631
31.	William J. Riley Jr. (Mass.-Lowell 1970-91)	22	363	270	22	.571
32.	Tim Taylor (Yale 1977-06)	30	354	467	57	.436
33.	*Rick Gotkin (Mercyhurst 1989-07)	19	347	218	39	.607
34.	Brian Cavanaugh (Canisius 1981-82, 84-05)	24	341	306	57	.525
35.	Jerry Welsh (Ohio St. 1976-95)	20	328	381	56	.465
36.	William J. Cleary Jr. (Harvard 1972-90)	19	325	200	22	.614
37.	Vic Heyliger (Michigan 1944-56; Air Force 1969-74)	20	318	141	17	.686
38.	Ralph C. Weiland (Harvard 1951-71)	21	316	172	17	.643
39.	Edward Jeremiah (Dartmouth 1938-42, 46-63, 65-67)	26	308	247	12	.554
40.	Charles Smith (Notre Dame 1969-87)	19	307	320	31	.490
41.	Mark Morris (Clarkson 1989-02)	14	306	153	42	.653
	Rob Riley (Babson 1984-85; Army 1987-04)	20	306	302	34	.503
43.	Mark Mazzoleni (Wis.-Stevens Point 1986-91; Miami [Ohio] 1995-99; Harvard 2000-04)	16	302	207	43	.586
44.	Dick Bertrand (Cornell 1971-82; Ferris St. 1983-86)	16	292	186	19	.607
45.	Al Renfrew (Michigan Tech 1952-56; North Dakota 1957; Michigan 1958-73)	22	288	286	14	.502
46.	Brush Christiansen (Alas. Anchorage 1980-96)	17	287	229	30	.553
47.	Jim Cross (Vermont 1966-84)	19	280	251	7	.527
48.	*Don Cahoon (Lehigh 1974; Norwich 1980-82; Princeton 1992-00; Massachusetts 2001-07)	20	279	303	58	.481
49.	Murray Murdoch (Yale 1939-65)	27	278	236	20	.539
50.	Dean Blais (North Dakota 1995-04)	10	262	115	33	.679
51.	Ron Anderson (Merrimack 1984-98)	15	255	249	24	.506
	Fern Flaman (Northeastern 1971-89)	19	255	301	23	.460
53.	Terry Slater (Colgate 1978-92)	15	251	180	23	.578

*Active coach. †Ties computed as half won and half lost.

Division III Coaching Records

Winningest Active Coaches

(Minimum 5 years as a Division III head coach; includes record as head coach at all four-year institutions.)

BY PERCENTAGE

Coach, School	Yrs.	W	L	T	Pct.†
1. John Rolli, Mass.-Dartmouth	23	466	119	20	.787
2. Daniel Stauber, Wis.-Superior	7	147	42	23	.748
3. Tim Coghlin, St. Norbert	14	295	91	31	.745
4. Bob Emery, Plattsburgh St.	18	397	133	42	.731
5. Bill Beaney, Middlebury	28	509	194	37	.713
6. Steve Freeman, Wis.-River Falls	11	220	91	21	.694
7. Tom Carroll, New England Col.	5	93	40	6	.691
8. Keith Levinthal, Manhattanville	8	133	57	18	.683
9. Terry Skrypek, St. Thomas (Minn.)	20	374	168	37	.678
10. Terry Meagher, Bowdoin	24	393	184	40	.669
11. Dean Fuller, Fitchburg St.	23	390	195	28	.659
12. Jim Tortorella, Colby	12	186	94	23	.652
13. John Harrington, St. John's (Minn.)	14	228	130	29	.627
14. Mike McShane, Norwich	26	502	292	44	.625
15. Bill O'Neill, Salem St.	26	424	267	42	.607
16. Joe Baldarotta, Cortland St.	16	265	171	38	.599
17. Tim Ceglarski, Elmira	6	89	60	13	.590
18. Rob Davies, Curry	8	117	80	10	.589
19. John Dunham, Trinity (Conn.)	33	441	306	34	.586
20. Bill Kangas, Williams	18	236	172	35	.572
21. Wayne Wilson, Rochester Inst.	5	72	54	12	.565
22. Jeff Meredith, Fredonia St.	19	253	195	46	.560
23. Gary Heenan, Utica	6	78	60	17	.558
24. Mark Taylor, Hobart	7	92	71	20	.557

Coach, School

Yrs.	W	L	T	Pct.†	
25. Phil Grady, Hamilton	23	299	242	33	.550
26. Chris Brown, Augsburg	6	81	66	12	.547
27. Lou Izzi, Nichols	9	121	100	9	.546
28. Jack Arena, Amherst	24	286	261	46	.521

†Ties computed as half won and half lost.

BY VICTORIES

Coach, School

Yrs.	Wins
1. Bill Beaney, Middlebury	28
2. Mike McShane, Norwich	26
3. John Rolli, Mass.-Dartmouth	23
4. John Dunham, Trinity (Conn.)	33
5. Bill O'Neill, Salem St.	26
6. Bob Emery, Plattsburgh St.	18
7. Terry Meagher, Bowdoin	24
8. Dean Fuller, Fitchburg St.	23
9. Terry Skrypek, St. Thomas (Minn.)	20
10. Don Olson, St. Mary's (Minn.)	30
11. Tony Fritz, Lake Forest	29
12. Phil Grady, Hamilton	23
13. Tim Coghlin, St. Norbert	14
14. Jack Arena, Amherst	24
15. Joe Baldarotta, Cortland St.	16
16. Jeff Meredith, Fredonia St.	19
17. Bill Kangas, Williams	18
18. John Harrington, St. John's (Minn.)	14
19. Steve Freeman, Wis.-River Falls	11
Steve Baumgartner, Concordia-Mhead	21
21. Jeff Beaney, Southern Me.	20
22. Jim Tortorella, Colby	12
23. Mark Ostapina, Milwaukee Engr.	12

Coach, School	Yrs.	Wins
24. Daniel Stauber, Wis.-Superior.....	7	147
25. Keith Levinthal, Manhattanville.....	8	133
26. Terry Watkins, Wis.-Stout.....	11	132
27. Lou Izzi, Nichols.....	9	121
28. Rob Davies, Curry.....	8	117
29. John Guiney, Worcester St.....	14	107

Winningest Coaches All-Time

(Minimum 10 years as a Division III head coach; includes record as head coach at all four-year institutions.)

BY PERCENTAGE

Rank	Coach (Colleges Coached, Tenure)	Yrs.	W	L	T	Pct.†
1.	*John Rolli (Mass.-Dartmouth 1985-07).....	23	466	119	20	.787
2.	*Tim Coghlin (St. Norbert 1984-07).....	14	295	91	31	.745
3.	*Bob Emery (Plattsburgh St. 1990-07).....	18	397	133	42	.731
4.	*Bill Beaney (New England Col. 1978-84; Middlebury 1987-07).....	25	445	180	32	.702
5.	*Steve Freeman (Wis.-River Falls 1997-07).....	11	220	91	21	.694
6.	Steve Stirling (Babson 1979-83, 86-93; Providence 1984-85).....	15	290	129	28	.680
7.	*Terry Skrypek (St. Thomas [Minn.] 1988-07).....	20	374	168	37	.678
8.	Barry Urbanski (Salem St. 1965-75).....	11	137	65	4	.675
9.	*Terry Meagher (Bowdoin 1984-07).....	24	393	184	40	.669
10.	*Dean Fuller (Fitchburg St. 1985-07).....	23	390	195	28	.659
11.	*Jim Tortorella (Colby 1996-07).....	12	186	94	23	.652
12.	Don Roberts (Gust. Adolphus 1965-96).....	32	515	278	25	.645
13.	*John Harrington (St. John's [Minn.] 1994-07).....	14	228	130	29	.627
14.	*Mike McShane (St. Lawrence 1981-85; Providence 1986-94; Norwich 1996-07).....	26	502	292	44	.625
15.	Glenn Thomaris (Elmira 1988-01; Potsdam St. 2003-07).....	19	318	197	26	.612
16.	*Bill O'Neill (Salem St. 1982-07).....	26	424	267	42	.607
17.	*&Joe Baldarotta (Wis.-Stevens Point 1992-07).....	16	265	171	38	.599
18.	Steve Nelson (Wis.-Superior 1987-00).....	14	249	168	21	.592
19.	*John Dunham (Trinity [Conn.] 1975-07).....	33	441	306	34	.586
20.	Ed Saugestad (Augsburg 1958-96).....	37	503	354	21	.585
21.	Duke Nelson (Middlebury 1947-64).....	18	194	143	5	.575
22.	*Bill Kangas (Williams 1990-07).....	18	236	172	35	.572
23.	Bill Bowes (Assumption 1986-94; Wentworth Inst. 1995-04).....	18	251	191	18	.565
24.	*Jeff Meredith (Fredonia St. 1988-07).....	19	254	195	46	.560
25.	*Phil Grady (Hamilton 1985-07).....	23	299	242	33	.550
26.	Dave Webster (Plymouth St. 1977-96).....	20	208	172	16	.545
27.	Wendell Forbes (Middlebury 1965-86).....	22	259	225	23	.534
28.	Paul Donato (Babson 1994-04).....	11	139	121	21	.532
29.	Paul Duffy (Geneseo St. 1977-01).....	25	356	317	32	.528
30.	*Jack Arena (Amherst 1984-07).....	24	286	261	46	.521
31.	A.B. Snively (Williams 1932-43, 46-48; New Hampshire 1961-63).....	17	87	81	8	.517
32.	*Bruce Marshall (Connecticut 1989-07).....	19	272	262	52	.509
33.	Doug Roberts (Connecticut Col. 1981-03).....	23	261	258	28	.503
34.	Bob Pedersen (Brockport St. 1966-70; 72-77; 85-89).....	16	179	179	8	.500

*Active coach. †Ties computed as half won and half lost. &Now coaching at Cortland St.

BY VICTORIES

Rank	Coach (Colleges Coached, Tenure)	Yrs.	W	L	T	Pct.†
1.	Don Roberts (Gust. Adolphus 1965-96).....	32	515	278	25	.645
2.	*Bill Beaney (New England Col. 1978-84; Middlebury 1987-07).....	28	509	194	37	.713
3.	Ed Saugestad (Augsburg 1958-96).....	37	503	354	21	.585
4.	*Mike McShane (St. Lawrence 1981-85; Providence 1986-94; Norwich 1996-07).....	26	502	292	44	.625
5.	*John Rolli (Mass.-Dartmouth 1985-07).....	23	466	119	20	.787
6.	*John Dunham (Trinity [Conn.] 1975-07).....	33	441	306	34	.586
7.	*Bill O'Neill (Salem St. 1982-07).....	26	424	267	42	.607
8.	*Bob Emery (Plattsburgh St. 1990-07).....	18	397	133	42	.731
9.	*Terry Meagher (Bowdoin 1984-07).....	24	393	184	40	.669
10.	*Dean Fuller (Fitchburg St. 1985-07).....	23	390	195	28	.659
11.	*Terry Skrypek (St. Thomas [Minn.] 1988-07).....	20	374	168	37	.678
12.	*Don Olson (St. Mary's [Minn.] 1977-89, 91-07).....	30	368	385	39	.489
13.	Paul Duffy (Geneseo St. 1977-01).....	25	356	317	32	.528
14.	William McCormick (Williams 1955-89).....	35	336	355	21	.487
15.	*Tony Fritz (Lake Forest 1979-07).....	29	334	369	39	.476
16.	Glenn Thomaris (Elmira 1988-01; Potsdam St. 2003-07).....	19	318	197	26	.612
17.	*Phil Grady (Hamilton 1985-07).....	23	299	242	33	.550
18.	*Tim Coghlin (St. Norbert 1984-07).....	14	295	91	31	.745
19.	Steve Stirling (Babson 1979-83, 86-93; Providence 1984-85).....	15	290	129	28	.680
20.	*Jack Arena (Amherst 1984-07).....	24	286	261	46	.521
21.	Al MacCormack (Cortland St. 1982-97; Lebanon Valley 1999-07).....	25	278	342	18	.450
22.	David Snyder (Wesleyan [Conn.] 1972-03).....	32	277	432	31	.395
23.	*Bruce Marshall (Connecticut 1989-07).....	19	272	262	52	.509
24.	*&Joe Baldarotta (Wis.-Stevens Point 1992-07).....	16	265	171	38	.599
25.	Doug Roberts (Connecticut Col. 1981-03).....	23	261	258	28	.503
26.	Wendell Forbes (Middlebury 1965-86).....	22	259	225	23	.534
27.	*Jeff Meredith (Fredonia St. 1988-07).....	19	254	195	46	.560
28.	Bill Bowes (Assumption 1986-94; Wentworth Inst. 1995-04).....	18	251	191	18	.565
29.	Steve Nelson (Wis.-Superior 1987-00).....	14	249	168	21	.592
30.	*Bill Kangas (Williams 1990-07).....	18	236	172	35	.572
31.	*John Harrington (St. John's [Minn.] 1994-07).....	14	228	130	29	.627
32.	*Steve Freeman (Wis.-River Falls 1997-07).....	11	220	91	21	.694
33.	*Steve Baumgartner (Concordia-Mhead 1987-07).....	21	220	290	33	.436
34.	Paul Dion (Skidmore 1983-05).....	23	213	286	24	.430
35.	Dave Webster (Plymouth St. 1977-96).....	20	208	172	16	.545
36.	John Chapman (Connecticut 1961-81).....	21	196	221	7	.471
37.	Duke Nelson (Middlebury 1947-64).....	18	194	143	5	.575
38.	*Jeff Beaney (Southern Me. 1988-07).....	20	193	279	26	.414
39.	Charles Morrison (Lake Forest 1974-78; Union [N.Y.] 1979-88).....	15	191	221	9	.464
40.	*Jim Tortorella (Colby 1996-07).....	12	186	94	23	.652
41.	Bob Pedersen (Brockport St. 1966-70, 72-77, 85-89).....	16	179	179	8	.500
42.	Ed Seney (Potsdam St. 1989-02; St. Anselm 2003).....	14	169	187	20	.476

*Active coach. †Ties computed as half won and half lost. &Now coaching at Cortland St.

Coaching Honors

AHCA Coach of the Year

(Selected by the American Hockey Coaches Association)

DIVISION I

1951 Edward Jeremiah, Dartmouth
 1952 Cheddy Thompson, Colorado Col.
 1953 John Mariucci, Minnesota
 1954 Vic Heyliger, Michigan
 1955 Ralph "Cooney" Weiland, Harvard
 1956 William Harrison, Clarkson
 1957 Jack Riley, Army
 1958 Harry Cleverly, Boston U.
 1959 John "Snooks" Kelley, Boston College
 1960 Jack Riley, Army
 1961 Murray Armstrong, Denver
 1962 Jack Kelley, Colby
 1963 Tony Frasca, Colorado Col.
 1964 Tom Eccleston Jr., Providence
 1965 Jim Fullerton, Brown
 1966 Amo Bessone, Michigan St.
 Len Ceglarski, Clarkson
 1967 Edward Jeremiah, Dartmouth
 1968 Ned Harkness, Cornell
 1969 Charlie Holt, New Hampshire
 1970 John MacInnes, Michigan Tech
 1971 Ralph "Cooney" Weiland, Harvard
 1972 John "Snooks" Kelley, Boston College
 1973 Len Ceglarski, Boston College
 1974 Charlie Holt, New Hampshire
 1975 Jack Parker, Boston U.
 1976 John MacInnes, Michigan Tech
 1977 Jerry York, Clarkson

1978 Jack Parker, Boston U.
 1979 Charlie Holt, New Hampshire
 1980 Rick Comley, Northern Mich.
 1981 Bill O'Flaherty, Clarkson
 1982 Ferny Flaman, Northeastern
 1983 Bill Cleary, Harvard
 1984 Mike Sertich, Minn. Duluth
 1985 Len Ceglarski, Boston College
 1986 Ralph Backstrom, Denver
 1987 John "Gino" Gasparini, North Dakota
 1988 Frank Anzalone, Lake Superior St.
 1989 Joe Marsh, St. Lawrence
 1990 Terry Slater, Colgate
 1991 Rick Comley, Northern Mich.
 1992 Ron Mason, Michigan St.
 1993 George Gwozdecky, Miami (Ohio)
 1994 Don Lucia, Colorado Col.
 1995 Shawn Walsh, Maine
 1996 Bruce Crowder, Mass.-Lowell
 1997 Dean Blais, North Dakota
 1998 Tim Taylor, Yale
 1999 Richard Umile, New Hampshire
 2000 Joe Marsh, St. Lawrence
 2001 Dean Blais, North Dakota
 2002 Tim Whitehead, Maine
 2003 Bob Daniels, Ferris St.
 2004 Scott Sandelin, Minn. Duluth
 2005 George Gwozdecky, Denver
 2006 Enrico Blasi, Miami (Ohio)
 2007 Jeff Jackson, Notre Dame

DIVISION III

1970 Sid Watson, Bowdoin
 1971 Sid Watson, Bowdoin
 1972 Jack Canniff, Massachusetts
 1973 Jim Cross, Vermont

1974 Barry Urbanski, Boston St.
 1975 Wendall Forbes, Middlebury
 1976 Don Roberts, Gust. Adolphus
 1977 Bill Riley Jr., Mass.-Lowell
 1978 Sid Watson, Bowdoin
 1979 Don Brose, Minn. St. Mankato
 1980 Steve Stirling, Babson
 1981 Herb Hammond, Plattsburgh St.
 1982 Steve Stirling, Babson
 1983 Mike Gibbons, Bemidji St.
 Peter Van Buskirk, Holy Cross
 1984 R.H. "Bob" Peters, Bemidji St.
 1985 Rob Riley, Babson
 1986 Terry Meagher, Bowdoin
 1987 Tony Mariano, Norwich
 1988 Glenn Thomar, Elmira
 1989 Terry Meagher, Bowdoin
 1990 Bill Beaney, Middlebury
 1991 Glenn Thomar, Elmira
 1992 Bruce Marshall, Connecticut
 1993 Joe Baldarotta, Wis.-Stevens Point
 1994 Jeff Meredith, Fredonia St.
 1995 Bill Beaney, Middlebury
 1996 Dean Talafous, Wis.-River Falls
 1997 Mike McShane, Norwich
 1998 Mike Schwartz, Augsburg
 1999 Mike McShane, Norwich
 2000 Mike McShane, Norwich
 2001 Wayne Wilson, Rochester Inst.
 2002 Dan Stauber, Wis.-Superior
 2003 George Roll, Oswego St.
 2004 Bill Beaney, Middlebury
 2005 Terry Skrypek, St. Thomas (Minn.)
 2006 Bill Beaney, Middlebury
 2007 Ed Gosek, Oswego St.

2007 Men's Statistical Leaders

Division I Individual Leaders	88
Division I Team Leaders.....	90
Division III Individual Leaders.....	92
Division III Team Leaders	95



2007 Division I Individual Leaders

Points Per Game

Rank	Name, Team	Cl.	Games	Goals	Asst.	Pts.	Avg.
1.	T.J. Hensick, Michigan	Sr.	41	23	46	69	1.68
2.	Eric Ehn, Air Force	Jr.	40	24	39	63	1.58
3.	Kevin Porter, Michigan	Jr.	41	24	34	58	1.41
4.	Jonathan Toews, North Dakota	So.	34	18	28	46	1.35
5.	James Sixsmith, Holy Cross	Sr.	35	17	30	47	1.34
6.	David Jones, Dartmouth	Jr.	33	18	26	44	1.33
	Andrew Ramsey, Air Force	Sr.	36	23	25	48	1.33
8.	Ryan Duncan, North Dakota	So.	43	31	26	57	1.33
9.	Andrew Cogliano, Michigan	So.	38	24	26	50	1.32
10.	Scott Parse, Neb.-Omaha	Sr.	40	24	28	52	1.30
11.	Ted Cook, Niagara	So.	37	32	16	48	1.30
12.	Brian Boyle, Boston College	Sr.	42	19	34	53	1.26
13.	Ben Cotteau, Mercyhurst	Jr.	28	14	21	35	1.25
	Pierre-Luc O'Brien, Sacred Heart	Sr.	36	16	29	45	1.25
15.	Sean Bentivoglio, Niagara	Sr.	37	16	30	46	1.24
	Mark Letestu, Western Mich.	Fr.	37	24	22	46	1.24
17.	Paul Szczechura, Western Mich.	Sr.	37	19	26	45	1.22
18.	T.J. Oshie, North Dakota	So.	43	17	35	52	1.21
19.	Nathan Davis, Miami (Ohio)	Jr.	42	21	29	50	1.19
20.	Les Reaney, Niagara	So.	37	16	28	44	1.19
21.	Mason Raymond, Minn. Duluth	So.	39	14	32	46	1.18
22.	Mike Phillipich, Air Force	So.	37	16	27	43	1.16
23.	Andreas Nodl, St. Cloud St.	Fr.	40	18	28	46	1.15
24.	Nathan Gerbe, Boston College	So.	41	25	22	47	1.15
	Mike Santorelli, Northern Mich.	Jr.	41	30	17	47	1.15
26.	Erik Condra, Notre Dame	So.	42	14	34	48	1.14
	Ryan Jones, Miami (Ohio)	Jr.	42	29	19	48	1.14
28.	Andrew Gordon, St. Cloud St.	Jr.	40	22	23	45	1.13
	Michel Leveille, Maine	Sr.	40	19	26	45	1.13
	Josh Soares, Maine	Sr.	40	20	25	45	1.13
31.	Mike Radja, New Hampshire	Jr.	33	19	18	37	1.12
32.	Bear Trapp, Sacred Heart	So.	36	17	23	40	1.11
33.	Trevor Smith, New Hampshire	So.	39	21	22	43	1.10
34.	Brandon Wong, Quinnipiac	Fr.	40	27	17	44	1.10
35.	Chad Kolarik, Michigan	Jr.	41	18	27	45	1.10
36.	Benn Ferriero, Boston College	So.	42	23	23	46	1.10
37.	Luke Flicek, Army	Jr.	34	14	23	37	1.09
38.	Nick Dodge, Clarkson	Jr.	36	18	21	39	1.08
	Jack Johnson, Michigan	So.	36	16	23	39	1.08
40.	Chris Moran, Niagara	Fr.	37	9	31	40	1.08

Goals Per Game

Rank	Name, Team	Cl.	Games	Goals	Avg.
1.	Ted Cook, Niagara	So.	37	32	0.86
2.	Mike Santorelli, Northern Mich.	Jr.	41	30	0.73
3.	Ryan Duncan, North Dakota	So.	43	31	0.72
4.	Ryan Jones, Miami (Ohio)	Jr.	42	29	0.69
5.	Brandon Wong, Quinnipiac	Fr.	40	27	0.68
6.	Mark Letestu, Western Mich.	Fr.	37	24	0.65
7.	Andrew Ramsey, Air Force	Sr.	36	23	0.64
8.	Andrew Cogliano, Michigan	So.	38	24	0.63
9.	Matthew Scherer, Connecticut	Sr.	35	22	0.63
10.	Sean Backman, Yale	Fr.	29	18	0.62
11.	Nathan Gerbe, Boston College	So.	41	25	0.61
12.	Eric Ehn, Air Force	Jr.	40	24	0.60
	Scott Parse, Neb.-Omaha	Sr.	40	24	0.60
14.	Chris Myhro, Connecticut	So.	34	20	0.59
15.	Kevin Porter, Michigan	Jr.	41	24	0.59
16.	Mike Radja, New Hampshire	Jr.	33	19	0.58
17.	T.J. Hensick, Michigan	Sr.	41	23	0.56
	Bryan Lerg, Michigan St.	Jr.	41	23	0.56
19.	Ryan Dingle, Denver	Jr.	40	22	0.55
	Andrew Gordon, St. Cloud St.	Jr.	40	22	0.55
21.	Benn Ferriero, Boston College	So.	42	23	0.55
22.	David Jones, Dartmouth	Jr.	33	18	0.55
23.	Kyle Greentree, Alas. Fairbanks	Jr.	39	21	0.54
	Trevor Smith, New Hampshire	So.	39	21	0.54
25.	Jeff Gumaer, Bentley	So.	34	18	0.53
	Jonathan Toews, North Dakota	So.	34	18	0.53
27.	Curtis Fraser, Alas. Fairbanks	Sr.	37	19	0.51
	Jeff Lovecchio, Western Mich.	So.	37	19	0.51
	Paul Szczechura, Western Mich.	Sr.	37	19	0.51
30.	Ben Cotteau, Mercyhurst	Jr.	28	14	0.50

Rank	Name, Team	Cl.	Games	Goals	Avg.
	Ryan Cruthers, Robert Morris	Fr.	34	17	0.50
	Nathan Davis, Miami (Ohio)	Jr.	42	21	0.50
	Nick Dodge, Clarkson	Jr.	36	18	0.50
	Jeff Prough, Brown	Jr.	32	16	0.50
	Josh Soares, Maine	Sr.	40	20	0.50
	Derek Whitmore, Bowling Green	Jr.	38	19	0.50
37.	Shawn Weller, Clarkson	Jr.	39	19	0.49
38.	James Sixsmith, Holy Cross	Sr.	35	17	0.49
39.	Ryan Thang, Notre Dame	Fr.	42	20	0.48
40.	Michel Leveille, Maine	Sr.	40	19	0.48
	Kyle Okposo, Minnesota	Fr.	40	19	0.48

Assists Per Game

Rank	Name, Team	Cl.	Games	Assists	Avg.
1.	T.J. Hensick, Michigan	Sr.	41	46	1.12
2.	Eric Ehn, Air Force	Jr.	40	39	0.98
3.	Reid Cashman, Quinnipiac	Sr.	40	38	0.95
4.	James Sixsmith, Holy Cross	Sr.	35	30	0.86
5.	Chris Moran, Niagara	Fr.	37	31	0.84
6.	Kevin Porter, Michigan	Jr.	41	34	0.83
7.	Jonathan Toews, North Dakota	So.	34	28	0.82
8.	Mason Raymond, Minn. Duluth	So.	39	32	0.82
9.	T.J. Oshie, North Dakota	So.	43	35	0.81
10.	Sean Bentivoglio, Niagara	Sr.	37	30	0.81
11.	Brian Boyle, Boston College	Sr.	42	34	0.81
	Erik Condra, Notre Dame	So.	42	34	0.81
13.	Pierre-Luc O'Brien, Sacred Heart	Sr.	36	29	0.81
14.	David Jones, Dartmouth	Jr.	33	26	0.79
15.	Les Reaney, Niagara	So.	37	28	0.76
16.	Ben Cotteau, Mercyhurst	Jr.	28	21	0.75
	Jacob Micflikier, New Hampshire	Sr.	36	27	0.75
18.	Josh Heiding, Canisius	Fr.	35	26	0.74
19.	Alex Nikiforuk, Neb.-Omaha	Sr.	41	30	0.73
20.	Mike Phillipich, Air Force	So.	37	27	0.73
21.	Chris Capraro, Massachusetts	Sr.	35	25	0.71
22.	Paul Szczechura, Western Mich.	Sr.	37	26	0.70
23.	Andreas Nodl, St. Cloud St.	Fr.	40	28	0.70
	Scott Parse, Neb.-Omaha	Sr.	40	28	0.70
25.	Andrew Ramsey, Air Force	Sr.	36	25	0.69
26.	Matt Fornataro, New Hampshire	Jr.	39	27	0.69
27.	Nathan Davis, Miami (Ohio)	Jr.	42	29	0.69
28.	Aaron Clarke, Robert Morris	So.	35	24	0.69
29.	Andrew Cogliano, Michigan	So.	38	26	0.68
30.	Alex Goligoski, Minnesota	Jr.	44	30	0.68
31.	Topher Scott, Cornell	Jr.	31	21	0.68
32.	Luke Flicek, Army	Jr.	34	23	0.68
33.	Jimmy Kilpatrick, Colorado Col.	Jr.	37	25	0.68
34.	Teddy Purcell, Maine	Fr.	40	27	0.68
35.	David Cayer, Clarkson	Jr.	39	26	0.67
	T.J. Fox, Union (N.Y.)	So.	36	24	0.67
	Jon Landry, Holy Cross	Sr.	27	18	0.67
38.	Mike Vannelli, Minnesota	Sr.	44	29	0.66
39.	Chad Kolarik, Michigan	Jr.	41	27	0.66
40.	Bryan Marshall, Neb.-Omaha	Jr.	38	25	0.66

Power-Play Goals

Rank	Name, Team	Cl.	Games	PPG
1.	Ted Cook, Niagara	So.	37	21
2.	Ryan Duncan, North Dakota	So.	43	17
3.	Jamie Bates, Quinnipiac	Jr.	40	12
	Andrew Gordon, St. Cloud St.	Jr.	40	12
5.	Mike Santorelli, Northern Mich.	Jr.	41	11
6.	Andrew Ramsey, Air Force	Sr.	36	10
	Curtis Fraser, Alas. Fairbanks	Sr.	37	10
	Marc Fulton, Colgate	Sr.	38	10
	Kyle Greentree, Alas. Fairbanks	Jr.	39	10
	Scott McCulloch, Colorado Col.	Jr.	39	10
	Ryan Jones, Miami (Ohio)	Jr.	42	10
	Tim Kennedy, Michigan St.	So.	42	10
	Ryan Thang, Notre Dame	Fr.	42	10
14.	Ryan Cruthers, Robert Morris	Fr.	34	9
	James Sixsmith, Holy Cross	Sr.	35	9
	Nick Dodge, Clarkson	Jr.	36	9

Rank	Name, Team	Cl.	Games	PPG
	Grant Selinger, Ala.-Huntsville	Sr.	36	9
	Josh Meyers, Minn. Duluth	So.	37	9
	Joel Hanson, Minn. St. Mankato	Jr.	38	9
	Shawn Weller, Clarkson	Jr.	39	9
	Ryan Dingle, Denver	Jr.	40	9
	Ben Nelson, Quinnipiac	Jr.	40	9
	Josh Soares, Maine	Sr.	40	9
	Nathan Gerbe, Boston College	So.	41	9
	Nathan Perkovich, Lake Superior St.	Fr.	42	9
26.	Luke Erickson, Bemidji St.	Sr.	18	8
	Ryan Maki, Harvard	Sr.	32	8
	T.J. Galiardi, Dartmouth	Fr.	33	8
	Kirk MacDonald, Rensselaer	Sr.	33	8
	Dylan Reese, Harvard	Sr.	33	8
	Carl Hudson, Canisius	Fr.	34	8
	Tim Manthey, Army	So.	34	8
	Darroll Powe, Princeton	Sr.	34	8
	Matthew Scherer, Connecticut	Sr.	35	8
	David Nimmo, Ala.-Huntsville	Sr.	36	8
	Travis Morin, Minn. St. Mankato	Sr.	38	8
	Eric Ehn, Air Force	Jr.	40	8
	Scott Parse, Neb.-Omaha	Sr.	40	8
	Jake Dowell, Wisconsin	Sr.	41	8
	Brian Boyle, Boston College	Sr.	42	8
	Nathan Davis, Miami (Ohio)	Jr.	42	8

Short-Handed Goals

Rank	Name, Team	Cl.	Games	SHG
1.	Mark Letestu, Western Mich.	Fr.	37	5
2.	Bryan Esner, Northeastern	Sr.	36	4
	Jon Kalinski, Minn. St. Mankato	So.	37	4
	Jeff Lovecchio, Western Mich.	So.	37	4
	Eric Lampe, Quinnipiac	Fr.	40	4
	Brandon Wong, Quinnipiac	Fr.	40	4
	Nathan Gerbe, Boston College	So.	41	4
	Mike Santorelli, Northern Mich.	Jr.	41	4
9.	David Boguslawski, Robert Morris	Jr.	32	3
	Chris Myhro, Connecticut	So.	34	3
	Jon Rheault, Providence	Jr.	35	3
	Jason Weeks, Canisius	Fr.	35	3
	Mathieu Beaudoin, Ohio St.	Sr.	37	3
	Sean Bentivoglio, Niagara	Sr.	37	3
	Paul Szczechura, Western Mich.	Sr.	37	3
	Travis Morin, Minn. St. Mankato	Sr.	38	3
	Bryan McGregor, Minn. Duluth	Sr.	39	3
	Josh Soares, Maine	Sr.	40	3
	Mike Carman, Minnesota	Fr.	41	3
	Chad Kolarik, Michigan	Jr.	41	3
	Nathan Davis, Miami (Ohio)	Jr.	42	3
	Joe Rooney, Boston College	Sr.	42	3
23.	Sean Dersch, Brown	Sr.	27	2
	Domenic Maiani, Ohio St.	Jr.	28	2
	Sean Backman, Yale	Fr.	29	2
	Tyler Hilbert, Ala.-Huntsville	Jr.	33	2
	David Jones, Dartmouth	Jr.	33	2
	Mike Radja, New Hampshire	Jr.	33	2
	Jereme Tandler, American Int'l	Jr.	33	2
	Travis Winter, Bemidji St.	So.	33	2
	Jeff Gumaer, Bentley	So.	34	2
	Paul Kerins, Rensselaer	Fr.	34	2
	Dale Reinhardt, Holy Cross	Jr.	35	2
	James Sixsmith, Holy Cross	Sr.	35	2
	Joe Vitale, Northeastern	So.	35	2
	Jack Johnson, Michigan	So.	36	2
	Cole Koidahl, Connecticut	Sr.	36	2
	Colin McDonald, Providence	Sr.	36	2
	David Nimmo, Ala.-Huntsville	Sr.	36	2
	Jason Tejchma, Mass.-Lowell	Sr.	36	2
	Kyle Tyll, Sacred Heart	So.	36	2
	Kenny Bernard, Ohio St.	Sr.	37	2
	Ben Camper, Colgate	Jr.	39	2
	Kyle Greentree, Alas. Fairbanks	Jr.	39	2
	Kyle Rank, St. Lawrence	Sr.	39	2
	Max Taylor, St. Lawrence	Sr.	39	2
	Matt Verdone, Ferris St.	Sr.	39	2
	Jean-Marc Beaudoin, Quinnipiac	Fr.	40	2
	Tyler Burton, Colgate	Jr.	40	2
	Ryan Dingle, Denver	Jr.	40	2
	Scott Parse, Neb.-Omaha	Sr.	40	2
	T.J. Hensick, Michigan	Sr.	41	2

Rank	Name, Team	Cl.	Games	SHG
	Bryan Lerg, Michigan St.	Jr.	41	2
	David Rohlfs, Michigan	Sr.	41	2
	Marty Guerin, Miami (Ohio)	Sr.	42	2
	Tomas Klempa, Neb.-Omaha	So.	42	2
	Robbie Bina, North Dakota	Sr.	43	2
	Trent Campbell, Lake Superior St.	Sr.	43	2
	T.J. Oshie, North Dakota	So.	43	2
	Derek R. Smith, Lake Superior St.	Sr.	43	2

Game-Winning Goals

Rank	Name, Team	Cl.	Games	GWG
1.	Bryan Lerg, Michigan St.	Jr.	41	8
2.	Mike McKenzie, St. Lawrence	Fr.	31	7
3.	Andrew Ramsey, Air Force	Sr.	36	6
	Nathan Gerbe, Boston College	So.	41	6
	Mike Santorelli, Northern Mich.	Jr.	41	6
	Ryan Thang, Notre Dame	Fr.	42	6
	Ryan Duncan, North Dakota	So.	43	6
8.	Ted Cook, Niagara	So.	37	5
	Marc Fulton, Colgate	Sr.	38	5
	Chris Murray, New Hampshire	Sr.	39	5
	Jerry Pollastrone, New Hampshire	So.	39	5
	Andreas Nodl, St. Cloud St.	Fr.	40	5
	Teddy Purcell, Maine	Fr.	40	5
	Brock Bradford, Boston College	So.	42	5
	Ryan Jones, Miami (Ohio)	Jr.	42	5
16.	Brayden Irwin, Vermont	Fr.	33	4
	J.T. Wyman, Dartmouth	Jr.	33	4
	Luke Flicek, Army	Jr.	34	4
	Chris Myhro, Connecticut	So.	34	4
	Bryan Ewing, Boston U.	Jr.	35	4
	Jon Rheault, Providence	Jr.	35	4
	Brett Hemingway, New Hampshire	Sr.	36	4
	Sean Bentivoglio, Niagara	Sr.	37	4
	Justin Bourne, Alas. Anchorage	Sr.	37	4
	Brandon Scero, Neb.-Omaha	Jr.	38	4
	Pete MacArthur, Boston U.	Jr.	39	4
	David Marshall, Quinnipiac	So.	39	4
	Scott McCulloch, Colorado Col.	Jr.	39	4
	Torrey Mitchell, Vermont	Jr.	39	4
	Geoff Paukovich, Denver	Jr.	39	4
	Dean Strong, Vermont	So.	39	4
	Steve Zalewski, Clarkson	Jr.	39	4
	Ryan Dingle, Denver	Jr.	40	4
	Dan Kronick, St. Cloud St.	Sr.	40	4
	Ben Nelson, Quinnipiac	Jr.	40	4
	Peter Rouleau, Michigan Tech	So.	40	4
	Mike Carman, Minnesota	Fr.	41	4
	Kevin Porter, Michigan	Jr.	41	4
	Erik Condra, Notre Dame	So.	42	4
	Marty Guerin, Miami (Ohio)	Sr.	42	4
	Tim Kennedy, Michigan St.	So.	42	4
	Jason Paige, Notre Dame	Sr.	42	4
	Nathan Perkovich, Lake Superior St.	Fr.	42	4
	Jeffrey Rainville, Lake Superior St.	Sr.	42	4
	Garrett Regan, Notre Dame	So.	42	4
	Joe Rooney, Boston College	Sr.	42	4
	Jay Barriball, Minnesota	Fr.	44	4

Goals-Against Average

Rank	Name, Team	Cl.	Goalie Mins.	GA	GA Avg.
1.	David Brown, Notre Dame	Sr.	2,390	63	1.58
2.	Joe Fallon, Vermont	Jr.	1,997	62	1.86
3.	Michael-Lee Teslak, Michigan Tech	So.	1,258	42	2.00
4.	John Curry, Boston U.	Sr.	2,154	72	2.01
5.	Kevin Regan, New Hampshire	Jr.	2,066	71	2.06
6.	Brian Elliott, Wisconsin	Sr.	2,053	72	2.10
7.	Kellen Briggs, Minnesota	Sr.	1,518	54	2.13
8.	Ben Bishop, Maine	So.	1,906	68	2.14
9.	Josh Johnson, Minn. Duluth	Sr.	1,065	38	2.14
10.	Cory Schneider, Boston College	Jr.	2,516	90	2.15
11.	Jon Quick, Massachusetts	So.	2,223	80	2.16
12.	David Leggio, Clarkson	Jr.	2,166	78	2.16
13.	Justin Tobe, Harvard	Sr.	984	37	2.26
14.	Rob Nolan, Michigan Tech	So.	1,170	44	2.26
15.	Jeff Zatkoff, Miami (Ohio)	So.	1,542	58	2.26

Rank, Name, Team	Cl.	Goalie		GA Avg.
		Mins.	GA	
16. Bobby Goepfert, St. Cloud St.	Sr.	2,148	82	2.29
17. Peter Mannino, Denver	Jr.	1,021	39	2.29
18. Alex Petizian, St. Lawrence	Fr.	1,700	65	2.29
19. Jeff Jakaitis, Lake Superior St.	Sr.	2,055	79	2.31
20. Glenn Fisher, Denver	Sr.	1,393	54	2.33
21. Mark Dekanich, Colgate	Jr.	2,135	83	2.33
22. Jeff Frazee, Minnesota	So.	1,148	45	2.35
23. Josh Kassel, Army	So.	1,913	76	2.38
24. Matt Zaba, Colorado Col.	Sr.	1,907	76	2.39
25. Jeff Lerg, Michigan St.	So.	2,465	99	2.41
26. Troy Davenport, Cornell	So.	1,293	52	2.41
27. Philippe Lamoureux, North Dakota	Jr.	2,183	88	2.42
28. Brad Thiessen, Northeastern	Fr.	1,985	82	2.48
29. Bud Fisher, Quinnipiac	So.	2,307	97	2.52
30. B.J. Sklapsky, Princeton	Sr.	739	32	2.60
31. Mike Devine, Dartmouth	Jr.	1,927	85	2.65
32. Bill Zaniboni, Northern Mich.	Sr.	1,903	84	2.65
33. Charlie Effinger, Miami (Ohio)	Jr.	989	44	2.67
34. Dan Rosen, Brown	Fr.	1,597	73	2.74
35. Tyler Sims, Providence	Jr.	1,650	76	2.76
36. Jason Smith, Sacred Heart	Sr.	1,703	79	2.78
37. Riley Gill, Western Mich.	Fr.	1,333	62	2.79
38. Kyle Richter, Harvard	Fr.	992	47	2.84
39. Jeremie Dupont, Neb.-Omaha	Fr.	1,688	80	2.84
40. Carter Hutton, Mass.-Lowell	Fr.	1,096	52	2.85

Rank, Name, Team	Cl.	GA	Saves	Pct.
28. Jordan Wakefield, Mercyhurst	Sr.	66	689	.913
29. Riley Gill, Western Mich.	Fr.	62	645	.912
30. Josh Kassel, Army	So.	76	790	.912
31. Andrew Loewen, Canisius	Fr.	71	738	.912
32. B.J. Sklapsky, Princeton	Sr.	32	327	.911
33. Rob Nolan, Michigan Tech	So.	44	446	.910
34. Justin Tobe, Harvard	Sr.	37	364	.908
35. Beau Erickson, Connecticut	Fr.	56	548	.907
36. Bill Zaniboni, Northern Mich.	Sr.	84	807	.906
37. Jason Smith, Sacred Heart	Sr.	79	755	.905
38. Justin Mrazek, Union (N.Y.)	Jr.	97	916	.904
39. Kyle Richter, Harvard	Fr.	47	437	.903
40. Jeff Frazee, Minnesota	So.	45	417	.903

Goalie Winning Percentage

Rank, Name, Team	Cl.	Won	Lost	Tied	Pct.†
1. David Brown, Notre Dame	Sr.	30	6	3	.808
2. Jeff Frazee, Minnesota	So.	14	3	1	.806
3. David Leggio, Clarkson	Jr.	24	7	5	.736
4. Kevin Regan, New Hampshire	Jr.	24	9	2	.714
5. Cory Schneider, Boston College	Jr.	29	12	1	.702
6. Kellen Briggs, Minnesota	Sr.	17	7	2	.692
7. Ben Bishop, Maine	So.	21	9	2	.688
8. Alex Petizian, St. Lawrence	Fr.	19	9	1	.672
9. Jeff Lerg, Michigan St.	So.	26	13	3	.655
10. Billy Sauer, Michigan	So.	25	14	1	.638
11. B.J. Sklapsky, Princeton	Sr.	7	4	1	.625
Jason Smith, Sacred Heart	Sr.	16	9	3	.625
13. Philippe Lamoureux, North Dakota	Jr.	21	12	4	.622
14. Jeff Zatkoff, Miami (Ohio)	So.	14	8	3	.620
15. Charlie Effinger, Miami (Ohio)	Jr.	10	6	1	.618
16. Riley Gill, Western Mich.	Fr.	13	8	1	.614
17. Bobby Goepfert, St. Cloud St.	Sr.	17	10	7	.603
18. John Curry, Boston U.	Sr.	17	10	8	.600
Troy Davenport, Cornell	So.	11	7	2	.600
20. Jon Quick, Massachusetts	So.	19	12	5	.597
21. Josh Kassel, Army	So.	17	11	4	.594
22. Glenn Fisher, Denver	Sr.	13	9	2	.583
23. Beau Erickson, Connecticut	Fr.	10	7	2	.579
24. Mike Devine, Dartmouth	Jr.	17	12	3	.578
25. Bud Fisher, Quinnipiac	So.	20	14	5	.577
26. Michael-Lee Teslak, Michigan Tech	So.	11	8	3	.568
27. Peter Mannino, Denver	Jr.	8	6	2	.563
28. Juliano Pagliero, Niagara	So.	14	11	3	.554
29. Jeremie Dupont, Neb.-Omaha	Fr.	13	10	6	.552
30. Joe Fallon, Vermont	Jr.	17	14	3	.544
31. Matt Zaba, Colorado Col.	Sr.	15	13	4	.531
32. Josh Johnson, Minn. Duluth	Sr.	8	7	2	.529
33. Mike Zacharias, Minn. St. Mankato	So.	10	9	6	.520
34. Matt Climie, Bemidji St.	Jr.	11	10	5	.519
35. Jeff Jakaitis, Lake Superior St.	Sr.	16	16	3	.500
Joseph Palmer, Ohio St.	Fr.	15	15	4	.500
37. Jordan Alford, Rensselaer	Jr.	5	7	2	.429
38. Mathias Lange, Rensselaer	So.	5	11	6	.364

†Ties computed as half won and half lost.

Save Percentage

Rank, Name, Team	Cl.	GA	Saves	Pct.
1. Kevin Regan, New Hampshire	Jr.	71	1,025	.935
2. Jeff Jakaitis, Lake Superior St.	Sr.	79	1,059	.931
3. David Brown, Notre Dame	Sr.	63	844	.931
4. David Leggio, Clarkson	Jr.	78	1,037	.930
5. Jon Quick, Massachusetts	So.	80	1,046	.929
6. John Curry, Boston U.	Sr.	72	928	.928
7. Cory Schneider, Boston College	Jr.	90	1,111	.925
8. Bobby Goepfert, St. Cloud St.	Sr.	82	1,004	.924
9. Ben Bishop, Maine	So.	68	819	.923
10. Brian Elliott, Wisconsin	Sr.	72	867	.923
11. Mark Dekanich, Colgate	Jr.	83	993	.923
12. Josh Johnson, Minn. Duluth	Sr.	38	452	.922
13. Brad Thiessen, Northeastern	Fr.	82	957	.921
14. Joe Fallon, Vermont	Jr.	62	714	.920
15. Dan Rosen, Brown	Fr.	73	839	.920
16. Jeff Zatkoff, Miami (Ohio)	So.	58	662	.919
17. Glenn Fisher, Denver	Sr.	54	612	.919
18. Peter Mannino, Denver	Jr.	39	441	.919
19. Kellen Briggs, Minnesota	Sr.	54	600	.917
20. Matt Zaba, Colorado Col.	Sr.	76	839	.917
21. Michael-Lee Teslak, Michigan Tech	So.	42	459	.916
22. Alex Petizian, St. Lawrence	Fr.	65	706	.916
23. Mike Devine, Dartmouth	Jr.	85	911	.915
24. Juliano Pagliero, Niagara	So.	83	889	.915
25. Jeff Lerg, Michigan St.	So.	99	1,042	.913
26. Joe Tuset, Robert Morris	Sr.	36	376	.913
27. Philippe Lamoureux, North Dakota	Jr.	88	919	.913

2007 Division I Team Leaders

Scoring Offense

Rank, Team	Games	Goals	Avg.
1. Michigan	41	174	4.24
2. Minnesota	44	161	3.66
3. Neb.-Omaha	42	153	3.64
4. New Hampshire	39	139	3.56
5. North Dakota	43	153	3.56
6. Quinnipiac	40	140	3.50
7. Clarkson	39	136	3.49
8. Niagara	37	126	3.41
9. Notre Dame	42	143	3.40
10. Boston College	42	142	3.38
11. Maine	40	133	3.33
12. Air Force	40	132	3.30
13. Sacred Heart	36	118	3.28
14. Michigan St.	42	137	3.26
15. Mercyhurst	35	114	3.26
16. Ohio St.	37	120	3.24
Western Mich.	37	120	3.24

Rank, Team	Games	Goals	Avg.
18. Miami (Ohio)	42	135	3.21
19. Dartmouth	33	105	3.18
20. St. Cloud St.	40	127	3.18
21. Robert Morris	35	110	3.14
22. St. Lawrence	39	122	3.13
23. Ala.-Huntsville	36	112	3.11
24. Brown	32	96	3.00
Connecticut	36	108	3.00
Princeton	34	102	3.00
27. Bemidji St.	33	97	2.94
28. Cornell	31	90	2.90
29. Union (N.Y.)	36	103	2.86
30. Wayne St. (Mich.)	35	100	2.86
31. Colorado Col.	39	111	2.85
32. Massachusetts	39	109	2.79
33. Minn. St. Mankato	38	106	2.79
34. Army	34	94	2.76
35. Ferris St.	39	107	2.74
36. Holy Cross	35	96	2.74
37. Denver	40	107	2.68

Rank, Team	Games	Goals	Avg.
38. Harvard.....	33	88	2.67
39. Minn. Duluth.....	39	103	2.64
40. Lake Superior St.....	43	111	2.58

Scoring Defense

Rank, Team	Games	GA	Avg.
1. Notre Dame.....	42	70	1.67
2. Boston U.....	39	78	2.00
Vermont.....	39	78	2.00
4. Wisconsin.....	41	83	2.02
5. Michigan Tech.....	40	86	2.15
6. Boston College.....	42	94	2.24
7. New Hampshire.....	39	89	2.28
8. Minnesota.....	44	101	2.30
9. Massachusetts.....	39	91	2.33
10. Denver.....	40	95	2.38
11. Clarkson.....	39	93	2.38
12. Michigan St.....	42	102	2.43
13. Maine.....	40	99	2.48
St. Cloud St.....	40	99	2.48
15. Colorado Col.....	39	98	2.51
16. Cornell.....	31	78	2.52
17. Miami (Ohio).....	42	107	2.55
18. Lake Superior St.....	43	110	2.56
19. Army.....	34	87	2.56
20. Northeastern.....	36	94	2.61
21. Colgate.....	40	105	2.63
22. Quinnipiac.....	40	106	2.65
23. St. Lawrence.....	39	104	2.67
24. Air Force.....	40	107	2.68
25. North Dakota.....	43	116	2.70
26. Harvard.....	33	90	2.73
27. Sacred Heart.....	36	99	2.75
28. Dartmouth.....	33	93	2.82
29. Mass.-Lowell.....	36	104	2.89
30. Princeton.....	34	100	2.94
31. Brown.....	32	95	2.97
32. Providence.....	36	108	3.00
Northern Mich.....	41	123	3.00
34. Neb.-Omaha.....	42	128	3.05
35. Minn. Duluth.....	39	121	3.10
36. Michigan.....	41	129	3.15
37. Yale.....	31	98	3.16
38. Ferris St.....	39	124	3.18
39. Ohio St.....	37	120	3.24
40. Merrimack.....	34	111	3.26

Scoring Margin Per Game

Rank, Team	Games	Goals	GA	Mar./Gm.
1. Notre Dame.....	42	143	70	1.74
2. Minnesota.....	44	161	101	1.36
3. New Hampshire.....	39	139	89	1.28
4. Boston College.....	42	142	94	1.14
5. Clarkson.....	39	136	93	1.10
6. Michigan.....	41	174	129	1.10
7. North Dakota.....	43	153	116	0.86
8. Maine.....	40	133	99	0.85
Quinnipiac.....	40	140	106	0.85
10. Michigan St.....	42	137	102	0.83
11. St. Cloud St.....	40	127	99	0.70
12. Miami (Ohio).....	42	135	107	0.67
13. Air Force.....	40	132	107	0.63
14. Neb.-Omaha.....	42	153	128	0.60
15. Boston U.....	39	99	78	0.54
16. Sacred Heart.....	36	118	99	0.53
17. Massachusetts.....	39	109	91	0.46
St. Lawrence.....	39	122	104	0.46
19. Cornell.....	31	90	78	0.39
20. Dartmouth.....	33	105	93	0.36
21. Colorado Col.....	39	111	98	0.33
22. Denver.....	40	107	95	0.30
23. Wisconsin.....	41	93	83	0.24
24. Vermont.....	39	87	78	0.23
25. Army.....	34	94	87	0.21
26. Michigan Tech.....	40	90	86	0.10
27. Princeton.....	34	102	100	0.06
28. Brown.....	32	96	95	0.03
29. Lake Superior St.....	43	111	110	0.02

Winning Percentage

Rank, Team	Won	Lost	Tied	Pct.†
1. Notre Dame.....	32	7	3	.798
2. Minnesota.....	31	10	3	.739
3. Clarkson.....	25	9	5	.705
4. Boston College.....	29	12	1	.702
5. New Hampshire.....	26	11	2	.692
6. Michigan St.....	26	13	3	.655
7. Michigan.....	26	14	1	.646
8. Sacred Heart.....	21	11	4	.639
9. St. Cloud St.....	22	11	7	.638
10. Boston U.....	20	10	9	.628
11. Miami (Ohio).....	24	14	4	.619
12. North Dakota.....	24	14	5	.616
13. St. Lawrence.....	23	14	2	.615
14. Massachusetts.....	21	13	5	.603
15. Maine.....	23	15	2	.600
16. Dartmouth.....	18	12	3	.591
17. Quinnipiac.....	21	14	5	.588
18. Denver.....	21	15	4	.575
19. Army.....	17	12	5	.574
20. Niagara.....	18	13	6	.568
21. Air Force.....	19	16	5	.538
22. Vermont.....	18	16	5	.526
23. Neb.-Omaha.....	18	16	8	.524
24. Lake Superior St.....	21	19	3	.523
25. Cornell.....	14	13	4	.516
26. Colorado Col.....	18	17	4	.513
27. Michigan Tech.....	18	17	5	.513
28. Wisconsin.....	19	18	4	.512
29. Bemidji St.....	14	14	5	.500
Western Mich.....	18	18	1	.500
31. Princeton.....	15	16	3	.485
32. Ohio St.....	15	17	5	.473
33. Connecticut.....	16	18	2	.472
34. Harvard.....	14	17	2	.455
35. Brown.....	11	15	6	.438
36. Northeastern.....	13	18	5	.431
Union (N.Y.).....	14	19	3	.431
38. Robert Morris.....	14	19	2	.429
39. Colgate.....	15	21	4	.425
40. Minn. St. Mankato.....	13	19	6	.421

†Ties computed as half won and half lost.

Power-Play Percentage

Rank, Team	PPG	PPA	Pct.
1. Maine.....	58	232	.250
2. North Dakota.....	56	234	.239
3. Colorado Col.....	46	209	.220
4. Clarkson.....	52	239	.218
5. Minn. Duluth.....	44	206	.214
6. Minnesota.....	54	262	.206
7. Harvard.....	42	205	.205
8. Robert Morris.....	46	225	.204
9. Niagara.....	51	251	.203
10. Boston College.....	44	217	.203
11. Ala.-Huntsville.....	40	199	.201
12. Quinnipiac.....	56	282	.199
13. Holy Cross.....	45	230	.196
14. New Hampshire.....	36	187	.193
15. Mercyhurst.....	41	214	.192
16. Neb.-Omaha.....	50	262	.191
17. Princeton.....	44	232	.190
18. Michigan St.....	44	234	.188
19. Notre Dame.....	45	242	.186
20. St. Cloud St.....	43	235	.183
21. Union (N.Y.).....	46	252	.183
22. Minn. St. Mankato.....	38	209	.182
Western Mich.....	40	220	.182
24. Miami (Ohio).....	46	259	.178
25. Ohio St.....	38	214	.178
26. Michigan.....	42	241	.174
27. Air Force.....	45	261	.172
28. Vermont.....	36	209	.172
29. Alas. Fairbanks.....	42	247	.170
30. Northern Mich.....	35	210	.167
Wayne St. (Mich.).....	35	210	.167
32. Sacred Heart.....	35	212	.165

Rank, Team	PPG	PPA	Pct.
33. Dartmouth.....	35	213	.164
34. Massachusetts.....	28	171	.164
35. Ferris St.....	37	227	.163
36. Denver.....	44	270	.163
37. Bemidji St.....	31	192	.161
38. Canisius.....	39	246	.159
39. Connecticut.....	36	229	.157
40. Army.....	40	257	.156

Penalty-Kill Percentage

Rank, Team	Opp. PPG	Opp. PPA	Pct.
1. Notre Dame.....	20	209	.904
2. Miami (Ohio).....	27	253	.893
3. Vermont.....	22	197	.888
4. Boston College.....	29	242	.880
5. Michigan Tech.....	25	197	.873
6. Colorado Col.....	22	169	.870
7. Michigan St.....	26	197	.868
8. Northeastern.....	28	210	.867
9. New Hampshire.....	29	217	.866
10. St. Lawrence.....	31	229	.865
11. Wisconsin.....	29	208	.861
12. Clarkson.....	36	258	.860
13. Quinnipiac.....	33	236	.860
14. Boston U.....	29	207	.860

Rank, Team	Opp. PPG	Opp. PPA	Pct.
15. Maine.....	28	196	.857
16. Northern Mich.....	40	276	.855
17. Providence.....	25	170	.853
18. Minn. Duluth.....	36	234	.846
19. Colgate.....	48	307	.844
20. Dartmouth.....	36	228	.842
21. Denver.....	38	235	.838
22. Army.....	28	169	.834
23. Neb.-Omaha.....	36	217	.834
24. Minnesota.....	36	216	.833
25. Massachusetts.....	28	167	.832
26. Lake Superior St.....	33	196	.832
27. Yale.....	40	233	.828
28. Princeton.....	37	214	.827
29. North Dakota.....	44	252	.825
30. Ohio St.....	40	223	.821
31. Robert Morris.....	44	245	.820
32. American Int'l.....	39	217	.820
33. Sacred Heart.....	45	247	.818
34. Alas. Anchorage.....	40	218	.817
35. Bentley.....	47	256	.816
36. Alas. Fairbanks.....	44	239	.816
37. Minn. St. Mankato.....	45	242	.814
38. Western Mich.....	47	248	.810
39. Ferris St.....	49	257	.809
40. Niagara.....	45	236	.809

2007 Division III Individual Leaders

Points Per Game

Rank, Name, Team	Cl.	Games	Goals	Asst.	Pts.	Avg.
1. Neil Trimm, Neumann.....	Jr.	27	18	49	67	2.48
2. Mitch Stephens, Geneseo St.....	Sr.	26	10	45	55	2.12
3. Mike Hedden, Neumann.....	So.	26	31	21	52	2.00
4. Brendan McLaughlin, Oswego St.....	So.	29	24	31	55	1.90
5. Mark Van Vliet, Neumann.....	Fr.	27	18	33	51	1.89
6. John Rocchio, Suffolk.....	So.	23	13	30	43	1.87
7. Jeff Grant, Mass.-Dartmouth.....	Jr.	29	25	29	54	1.86
8. Mark Carragher, Southern Me.....	Sr.	26	22	25	47	1.81
9. T.J. Dahl, Wis.-River Falls.....	Jr.	29	12	40	52	1.79
10. Nick Pernula, St. Thomas (Minn.).....	Jr.	27	25	22	47	1.74
11. Kyle McCullough, Mass.-Dartmouth.....	Sr.	28	17	31	48	1.71
12. Matt Ward, Neumann.....	Fr.	24	14	27	41	1.71
13. Josh Paquette, Finlandia.....	Jr.	27	21	25	46	1.70
14. Jason Hill, Buffalo St.....	So.	23	14	25	39	1.70
15. Dan Pencinger, Suffolk.....	Jr.	24	21	19	40	1.67
16. Greg Osborne, Colby.....	Sr.	25	21	20	41	1.64
17. Kevin Rollwagon, St. Thomas (Minn.).....	Jr.	27	20	24	44	1.63
18. Ryan Ellis, Oswego St.....	So.	26	16	26	42	1.62
Aaron Johnson, Augsburg.....	Sr.	26	15	27	42	1.62
20. Neal Sheehan, Fredonia St.....	Jr.	29	22	24	46	1.59
21. Nick Harris, St. Thomas (Minn.).....	Sr.	26	16	25	41	1.58
Bill McCreary, Curry.....	So.	26	12	29	41	1.58
23. Rick Cleaver, Norwich.....	Jr.	28	24	20	44	1.57
Chris Mills, Manhattanville.....	Sr.	28	14	30	44	1.57
25. Ryan Moore, Fitchburg St.....	So.	27	23	19	42	1.56
26. Critter Nagurski, Augsburg.....	Sr.	26	17	23	40	1.54
27. Barry McLaughlin, Cortland St.....	Jr.	25	23	15	38	1.52
28. Chris Sparkes, Southern Me.....	Sr.	26	18	21	39	1.50
29. Justin Rohr, Manhattanville.....	Sr.	27	14	26	40	1.48
30. Arthur Fritch, Colby.....	Jr.	25	12	25	37	1.48
31. Eddie Chandler, Curry.....	Sr.	26	15	23	38	1.46
32. Will Bennett, Wesleyan (Conn.).....	Sr.	24	11	24	35	1.46
33. Mike Dryer, Fitchburg St.....	Sr.	27	13	26	39	1.44
Lee Swallow, Milwaukee Engr.....	Jr.	27	16	23	39	1.44
35. Anthony Monte, Nichols.....	So.	26	26	11	37	1.42
36. Mike Ruberto, Manhattanville.....	Jr.	27	17	21	38	1.41
Ryan Sullivan, Finlandia.....	So.	27	24	14	38	1.41
38. Joel Covelli, Amherst.....	So.	25	11	24	35	1.40
39. Braden Desmet, Wis.-Superior.....	Fr.	23	14	18	32	1.39
40. Joe Beaudry, Finlandia.....	So.	27	14	23	37	1.37
Kyle Casey, Neumann.....	So.	27	16	21	37	1.37
Blair Hanberg, Milwaukee Engr.....	Jr.	27	24	13	37	1.37

Goals Per Game

Rank, Name, Team	Cl.	Games	Goals	Avg.
1. Mike Hedden, Neumann.....	So.	26	31	1.19
2. Anthony Monte, Nichols.....	So.	26	26	1.00
3. Nick Pernula, St. Thomas (Minn.).....	Jr.	27	25	0.93
4. Barry McLaughlin, Cortland St.....	Jr.	25	23	0.92
5. Blair Hanberg, Milwaukee Engr.....	Jr.	27	24	0.89
Ryan Sullivan, Finlandia.....	So.	27	24	0.89
7. Ross Enmark, Curry.....	Fr.	26	23	0.88
8. Dan Pencinger, Suffolk.....	Jr.	24	21	0.88
9. Jeff Grant, Mass.-Dartmouth.....	Jr.	29	25	0.86
10. Rick Cleaver, Norwich.....	Jr.	28	24	0.86
11. Ryan Moore, Fitchburg St.....	So.	27	23	0.85
12. Mark Carragher, Southern Me.....	Sr.	26	22	0.85
13. Greg Osborne, Colby.....	Sr.	25	21	0.84
14. Brendan McLaughlin, Oswego St.....	So.	29	24	0.83
15. Josh Paquette, Finlandia.....	Jr.	27	21	0.78
16. Neal Sheehan, Fredonia St.....	Jr.	29	22	0.76
17. Kevin Rollwagon, St. Thomas (Minn.).....	Sr.	27	20	0.74
18. Derek Hansberry, Wis.-River Falls.....	So.	29	21	0.72
19. RG Flath, Milwaukee Engr.....	So.	27	19	0.70
20. Marc Belanger, St. Norbert.....	Jr.	30	21	0.70
21. Kyle Cook, Nichols.....	So.	26	18	0.69
Chris Sparkes, Southern Me.....	Sr.	26	18	0.69
23. Matt McGilvary, Johnson & Wales (R.I.).....	Jr.	25	17	0.68
24. Jason Murfitt, Manhattanville.....	Jr.	27	18	0.67
Neil Trimm, Neumann.....	Jr.	27	18	0.67
Mark Van Vliet, Neumann.....	Fr.	27	18	0.67
27. Chris Chambers, Plymouth St.....	Fr.	26	17	0.65
Critter Nagurski, Augsburg.....	Sr.	26	17	0.65
Corey Stark, Wis.-Superior.....	Fr.	26	17	0.65
30. T.J. Kelley, Colby.....	Jr.	23	15	0.65
31. Scott Motz, Wis.-Stout.....	Fr.	28	18	0.64
Jeff Olitch, Wentworth Inst.....	Fr.	28	18	0.64
33. Trent Cassen, Geneseo St.....	Jr.	25	16	0.64
Shawn Houde, Hobart.....	Jr.	25	16	0.64
35. Ryan McCarthy, Potsdam St.....	Sr.	22	14	0.64
36. Steve Culbertson, Castleton.....	Fr.	27	17	0.63
Mike Ruberto, Manhattanville.....	Jr.	27	17	0.63
38. Garren Reisweber, Oswego St.....	So.	24	15	0.63
39. Jim Foley, Mass.-Dartmouth.....	Sr.	29	18	0.62
Joe Searl, Lawrence.....	Sr.	29	18	0.62

Assists Per Game

Rank	Name, Team	Cl.	Games	Assists	Avg.
1.	Neil Trimm, Neumann.....	Jr.	27	49	1.81
2.	Mitch Stephens, Geneseo St.....	Sr.	26	45	1.73
3.	T.J. Dahl, Wis.-River Falls.....	Jr.	29	40	1.38
4.	John Rocchio, Suffolk.....	So.	23	30	1.30
5.	Mark Van Vliet, Neumann.....	Fr.	27	33	1.22
6.	Matt Ward, Neumann.....	Fr.	24	27	1.13
7.	Zeke Costello, Nichols.....	Fr.	26	29	1.12
	Bill McCreary, Curry.....	So.	26	29	1.12
9.	Kyle McCullough, Mass.-Dartmouth.....	Sr.	28	31	1.11
10.	Jason Hill, Buffalo St.....	So.	23	25	1.09
11.	Chris Mills, Manhattanville.....	Sr.	28	30	1.07
12.	Brendan McLaughlin, Oswego St.....	So.	29	31	1.07
13.	Aaron Johnson, Augsburg.....	Sr.	26	27	1.04
	Brian Soik, Milwaukee Engr.....	Sr.	26	27	1.04
15.	Will Bennett, Wesleyan (Conn.).....	Sr.	24	24	1.00
	Ryan Ellis, Oswego St.....	So.	26	26	1.00
	Arthur Fritch, Colby.....	Jr.	25	25	1.00
	Jeff Grant, Mass.-Dartmouth.....	Jr.	29	29	1.00
	Josh Reber, Colby.....	Jr.	25	25	1.00
20.	Eric Lauriault, Norwich.....	Jr.	28	27	0.96
21.	Mike Dryer, Fitchburg St.....	Sr.	27	26	0.96
	Justin Rohr, Manhattanville.....	Sr.	27	26	0.96
23.	Mark Carragher, Southern Me.....	Sr.	26	25	0.96
	Nick Harris, St. Thomas (Minn.).....	Sr.	26	25	0.96
25.	Joel Covelli, Amherst.....	So.	25	24	0.96
26.	Mike Gooch, Neumann.....	Jr.	27	25	0.93
	Josh Paquette, Finlandia.....	Jr.	27	25	0.93
28.	Marc Marcotte, Finlandia.....	So.	24	22	0.92
29.	Michael Richard, Elmira.....	Jr.	27	24	0.89
	Kevin Rollwagon, St. Thomas (Minn.).....	Sr.	27	24	0.89
31.	Eddie Chandler, Curry.....	Sr.	26	23	0.88
	Critter Nagurski, Augsburg.....	Sr.	26	23	0.88
33.	Peter Magagna, Oswego St.....	So.	28	24	0.86
34.	Joe Beaudry, Finlandia.....	So.	27	23	0.85
	Lee Swallow, Milwaukee Engr.....	Jr.	27	23	0.85
36.	Mike Stevens, Southern Me.....	Jr.	26	22	0.85
	Dustin Fulton, Hamline.....	So.	25	21	0.84
38.	Neal Sheehan, Fredonia St.....	Jr.	29	24	0.83
39.	Dave Lewandowski, Wentworth Inst.....	So.	28	23	0.82
	Nick Rolls, Plattsburgh St.....	So.	28	23	0.82

Power-Play Goals

Rank	Name, Team	Cl.	Games	PPG
1.	Mike Hedden, Neumann.....	So.	26	19
2.	Nick Pernula, St. Thomas (Minn.).....	Jr.	27	16
3.	Barry McLaughlin, Cortland St.....	Jr.	25	15
4.	Brendan McLaughlin, Oswego St.....	So.	29	13
5.	Mark Carragher, Southern Me.....	Sr.	26	12
	Anthony Monte, Nichols.....	So.	26	12
	Blair Hanberg, Milwaukee Engr.....	Jr.	27	12
	Ryan Sullivan, Finlandia.....	So.	27	12
	Mark Van Vliet, Neumann.....	Fr.	27	12
10.	Greg Osborne, Colby.....	Sr.	25	11
	Kyle Casey, Neumann.....	So.	27	11
12.	David Layne, Wesleyan (Conn.).....	Fr.	24	10
	Nick Harris, St. Thomas (Minn.).....	Sr.	26	10
	Neil Trimm, Neumann.....	Jr.	27	10
	Pier-Luc Belanger, Plattsburgh St.....	Fr.	28	10
	Peter Magagna, Oswego St.....	So.	28	10
	Brad Baldelli, Babson.....	So.	29	10
	Joe Searl, Lawrence.....	Sr.	29	10
	Neal Sheehan, Fredonia St.....	Jr.	29	10
20.	Jason Hill, Buffalo St.....	So.	23	9
	Trent Cassen, Geneseo St.....	Jr.	25	9
	Derek Hansberry, Wis.-River Falls.....	So.	29	9
	Marc Belanger, St. Norbert.....	Jr.	30	9
24.	Matt McKeown, Fredonia St.....	Fr.	22	8
	Ross Gimbel, Tufts.....	Jr.	24	8
	Mike Parks, Finlandia.....	Jr.	24	8
	Joe Long, Hamline.....	So.	25	8
	Matt McGilvary, Johnson & Wales (R.I.).....	Jr.	25	8
	Ross Enmark, Curry.....	Fr.	26	8
	Jon Keseley, Gust. Adolphus.....	Sr.	26	8
	Chris Kestell, Geneseo St.....	So.	26	8
	Ryan Leadens, Minn.-Crookston.....	Sr.	26	8
	Ryan Busby, Plattsburgh St.....	Sr.	27	8

Rank	Name, Team	Cl.	Games	PPG
	Nikita Kashirsky, Norwich.....	So.	28	8
	Scott Motz, Wis.-Stout.....	Fr.	28	8
	Kyle Bozoian, Fredonia St.....	Sr.	29	8
	T.J. Dahl, Wis.-River Falls.....	Jr.	29	8
	Steve Eastman, Bethel (Minn.).....	Jr.	29	8
	Jim Foley, Mass.-Dartmouth.....	Sr.	29	8
	A.J. Tucker, St. Scholastica.....	So.	29	8

Short-Handed Goals

Rank	Name, Team	Cl.	Games	SHG
1.	Anthony Monte, Nichols.....	So.	26	5
2.	Nick Cinquegrani, Marian (Wis.).....	Fr.	26	4
	Cory Lennartson, Wis.-Superior.....	Sr.	26	4
	Kevin Rollwagon, St. Thomas (Minn.).....	Sr.	27	4
5.	Sean Sylvester, Curry.....	Fr.	20	3
	Mike Mallette, Salve Regina.....	Jr.	24	3
	Dan Pencinger, Suffolk.....	Jr.	24	3
	Garren Reisweber, Oswego St.....	So.	24	3
	Alex Beatrice, Lebanon Valley.....	Sr.	25	3
	Adam Gill, St. Mary's (Minn.).....	Jr.	25	3
	Matt McGilvary, Johnson & Wales (R.I.).....	Jr.	25	3
	Matt Nichols, Cortland St.....	Jr.	25	3
	Steve Culbertson, Castleton.....	Fr.	27	3
	RG Flath, Milwaukee Engr.....	So.	27	3
	Ryan Moore, Fitchburg St.....	So.	27	3
	Ryan Sullivan, Finlandia.....	So.	27	3
	Eric Lauriault, Norwich.....	Jr.	28	3
	Neil Musselwhite, Oswego St.....	Fr.	28	3
	Jeff Grant, Mass.-Dartmouth.....	Jr.	29	3
20.	Pat Lee, Wis.-Stevens Point.....	Fr.	13	2
	Dennis Sicard, Buffalo St.....	Fr.	14	2
	Trevor Bradley, Connecticut Col.....	Fr.	18	2
	Kaligh Schrock, Neumann.....	So.	19	2
	Rolf Ulvin, Wis.-Stevens Point.....	Sr.	19	2
	Naoto Hamashima, Trinity (Conn.).....	Fr.	21	2
	Alec Holen, Concordia-M'head.....	So.	22	2
	Phillip Lamy, Western New Eng.....	So.	23	2
	Dave Werner, Utica.....	Fr.	23	2
	Kyle Smith, Southern Me.....	So.	24	2
	Justin Wild, St. John's (Minn.).....	Sr.	24	2
	Zach Cobb, Johnson & Wales (R.I.).....	Sr.	25	2
	Patrick Collins, Connecticut Col.....	So.	25	2
	Pat Connelly, St. John's (Minn.).....	Fr.	25	2
	T.J. Cooper, Plattsburgh St.....	Jr.	25	2
	Brad Dormiedy, Oswego St.....	Fr.	25	2
	Arlen Marshall, Manhattanville.....	Fr.	25	2
	Steve Smiddy, Castleton.....	Fr.	25	2
	Jeff Chilson, Salem St.....	So.	26	2
	Andrew Corvo, Marian (Wis.).....	So.	26	2
	Jeremy Hmura, Curry.....	So.	26	2
	Steve Keady, Skidmore.....	So.	26	2
	Zach Lindsay, Nichols.....	Jr.	26	2
	AJ Maio, Brockport St.....	Sr.	26	2
	Bill McCreary, Curry.....	So.	26	2
	Jason Merritt, Hobart.....	So.	26	2
	Matt Saler, St. Scholastica.....	So.	26	2
	Mitch Stephens, Geneseo St.....	Sr.	26	2
	Niklas Bertsson, Manhattanville.....	Fr.	27	2
	Ryan Busby, Plattsburgh St.....	Sr.	27	2
	Andrew Johnson, Wis.-Eau Claire.....	Fr.	27	2
	Steve Kelleher, Curry.....	Jr.	27	2
	Josh Paquette, Finlandia.....	Jr.	27	2
	Nick Zebro, Wis.-Stevens Point.....	Sr.	27	2
	Carl Bresser, Marian (Wis.).....	Jr.	28	2
	Paul Carr, Mass.-Dartmouth.....	Sr.	28	2
	Rick Cleaver, Norwich.....	Jr.	28	2
	Trevor Geiger, St. Scholastica.....	So.	28	2
	James Goodfellow, Marian (Wis.).....	So.	28	2
	Bryan Goudy, Fredonia St.....	So.	28	2
	Kyle Rasmussen, Marian (Wis.).....	So.	28	2
	Paul Ruta, New England Col.....	Sr.	28	2
	Luke Schroeder, Wis.-Stout.....	Jr.	28	2
	Peter Lindner, Mass.-Dartmouth.....	Sr.	29	2
	Kurtis Peterson, St. Norbert.....	Sr.	29	2
	Neal Sheehan, Fredonia St.....	Jr.	29	2
	Mickey Gilchrist, Middlebury.....	Jr.	31	2
	Ryan Petersen, St. Norbert.....	So.	31	2

Game-Winning Goals

Rank	Name, Team	Cl.	Games	GWG
1.	Jeff Grant, Mass.-Dartmouth	Jr.	29	6
2.	Garren Reisweber, Oswego St.	So.	24	5
	Ross Enmark, Curry	Fr.	26	5
	Mike Hedden, Neumann	So.	26	5
	Corey Stark, Wis.-Superior	Fr.	26	5
	Joe Beaudry, Finlandia	So.	27	5
	Kevin Rollwagon, St. Thomas (Minn.)	Sr.	27	5
	Andy Wiesner, Wis.-Stout	Sr.	28	5
	Derek Hansberry, Wis.-River Falls	So.	29	5
	Ryan Woodward, Oswego St.	Sr.	29	5
	Mickey Gilchrist, Middlebury	Jr.	31	5
12.	Dan Pencinger, Suffolk	Jr.	24	4
	Greg May, Augsburg	Sr.	25	4
	Anthony Ferri, Skidmore	Fr.	26	4
	Nick Harris, St. Thomas (Minn.)	Sr.	26	4
	Mike Hosfield, Gust. Adolphus	Sr.	26	4
	Chris Sparkes, Southern Me.	Sr.	26	4
	Chris Berry, Wis.-Superior	Fr.	27	4
	RG Flath, Milwaukee Engr.	So.	27	4
	Blair Hanberg, Milwaukee Engr.	Jr.	27	4
	Ryan Sullivan, Finlandia	So.	27	4
	Mark Van Vliet, Neumann	Fr.	27	4
	Rick Cleaver, Norwich	Jr.	28	4
	Derek Hanson, Wis.-Stout	Fr.	28	4
	Nikita Kashirsky, Norwich	So.	28	4
	Michael O'Brien, Wentworth Inst.	Fr.	28	4
	T.J. Dahl, Wis.-River Falls	Jr.	29	4
	John Geverd, Babson	Jr.	29	4
	Nick Miller, Bethel (Minn.)	So.	29	4
	Joe Searl, Lawrence	Sr.	29	4
	Tyler Vrolyk, Mass.-Dartmouth	Jr.	29	4
	Matt Boyd, St. Norbert	Fr.	30	4
	Jeff Hazelwood, St. Norbert	So.	30	4
34.	Kris Kranzky, Nichols	Fr.	11	3
	Brandon Jackmuff, Williams	Jr.	20	3
	Jared Allison, Utica	Sr.	21	3
	T.J. Kelley, Colby	Jr.	23	3
	Will Bennett, Wesleyan (Conn.)	Sr.	24	3
	Ross Gimbel, Tufts	Fr.	24	3
	Matt Ward, Neumann	Fr.	24	3
	Brett Beckfeld, Wis.-Stevens Point	So.	25	3
	Pat Connelly, St. John's (Minn.)	Fr.	25	3
	Mike Gibbons, Skidmore	So.	25	3
	Jeff Landers, Amherst	So.	25	3
	Greg Osborne, Colby	Sr.	25	3
	Brendan Powers, Amherst	So.	25	3
	Chris Brown, Brockport St.	Jr.	26	3
	Mark Carragher, Southern Me.	Sr.	26	3
	Eddie Chandler, Curry	Sr.	26	3
	Ryan Ellis, Oswego St.	Sr.	26	3
	Mike MacDonald, Geneseo St.	Sr.	26	3
	Joey Martini, St. Scholastica	So.	26	3
	Rusty Masters, Elmira	Fr.	26	3
	Anthony Monte, Nichols	So.	26	3
	Scott Schaub, Skidmore	Sr.	26	3
	Steve Culbertson, Castleton	Fr.	27	3
	Kevin Galan, Plattsburgh St.	So.	27	3
	Paul Garabedian, Mass.-Dartmouth	Jr.	27	3
	Ryan Moore, Fitchburg St.	So.	27	3
	Jason Murfitt, Manhattanville	Jr.	27	3
	Nick Pernula, St. Thomas (Minn.)	Jr.	27	3
	Michael Richard, Elmira	Jr.	27	3
	Mike Ruberto, Manhattanville	Jr.	27	3
	John Sullivan, Middlebury	Fr.	27	3
	Pier-Luc Belanger, Plattsburgh St.	Fr.	28	3
	James Goodfellow, Marian (Wis.)	So.	28	3
	Bryan Goudy, Fredonia St.	So.	28	3
	Eric Lauriault, Norwich	Jr.	28	3
	Anders Lusth, New England Col.	So.	28	3
	Pat Borgestad, Wis.-River Falls	Jr.	29	3
	Jim Foley, Mass.-Dartmouth	Sr.	29	3
	Bill Griffore, Marian (Wis.)	So.	29	3
	Jon Kramer, Bethel (Minn.)	Sr.	29	3
	Brendan McLaughlin, Oswego St.	So.	29	3
	Evgeny Saidachev, Middlebury	Sr.	29	3
	A.J. Tucker, St. Scholastica	So.	29	3
	Ryan Petersen, St. Norbert	So.	31	3
	Steven Sleep, St. Norbert	So.	31	3

Goals-Against Average

Rank	Name, Team	Cl.	Mins.	GA	GA Avg.
1.	Kyle Jones, St. Norbert	Jr.	1,875	56	1.79
2.	Jeff Green, Mass.-Dartmouth	So.	1,702	54	1.90
3.	Andrew Gallant, Manhattanville	Sr.	1,509	48	1.91
4.	David Thompson, Norwich	Fr.	1,382	45	1.95
5.	Ryan Scott, Oswego St.	Jr.	1,535	51	1.99
6.	Mike Stone, Wis.-Stout	Jr.	1,168	41	2.11
7.	AJ Bucchino, Wis.-River Falls	Jr.	1,672	59	2.12
8.	Mike Palladino, Wesleyan (Conn.)	So.	1,158	41	2.12
9.	Doug Raeder, Middlebury	So.	891	33	2.22
10.	Karl Helgesson, Plattsburgh St.	Fr.	581	22	2.27
11.	Chad Beiswenger, Wis.-Superior	So.	1,231	47	2.29
12.	Ross Cherry, Middlebury	Jr.	989	38	2.31
13.	Cullen Caldwell, Marian (Wis.)	Fr.	1,003	41	2.45
14.	Adam Dekker, Utica	Jr.	1,353	56	2.48
15.	Lukas Alberer, Finlandia	Jr.	844	35	2.49
16.	D.J. Delbuono, Skidmore	Fr.	1,252	53	2.54
17.	Aaron Damjanovich, Bethel (Minn.)	Fr.	1,242	53	2.56
18.	Keith Longo, Hobart	So.	997	43	2.59
19.	Ben Grandjean, Colby	Sr.	1,482	64	2.59
20.	Tyler Johnson, St. Scholastica	Jr.	1,375	60	2.62
21.	Jeff Swanson, Castleton	So.	1,173	52	2.66
22.	Skyler Nipps, Babson	So.	1,346	60	2.67
23.	David Beckles, Southern Me.	Sr.	1,365	61	2.68
24.	Andy Kent, Augsburg	So.	1,334	60	2.70
25.	Greg Parker, Connecticut Col.	Fr.	1,021	46	2.70
26.	Casey Tuttle, Elmira	Fr.	1,150	52	2.71
27.	Chris Molinaro, Plattsburgh St.	So.	1,104	50	2.72
28.	Mike Collochio, Neumann	Jr.	1,515	69	2.73
29.	Ron Baia, New England Col.	Fr.	1,141	52	2.73
30.	Jeff Wilde, St. Olaf	Sr.	1,331	61	2.75
31.	Chris Rossi, Bowdoin	Fr.	887	41	2.77
32.	Cameron Voss, St. Thomas (Minn.)	So.	798	37	2.78
33.	Matt Burzon, Milwaukee Engr.	Sr.	1,122	53	2.83
34.	Vince Wheeler, St. John's (Minn.)	Fr.	1,161	56	2.89
35.	Ryan Hatch, Salem St.	So.	1,416	71	3.01
36.	Erik Shields, Plymouth St.	Fr.	871	44	3.03
37.	Ryan Mensing, Wis.-Eau Claire	Fr.	1,362	69	3.04
38.	Joe Junittila, Finlandia	Sr.	781	40	3.07
39.	Derek Jokic, Geneseo St.	Jr.	1,318	68	3.10
40.	Treye Kettwick, St. Thomas (Minn.)	Sr.	695	36	3.11

Save Percentage

Rank	Name, Team	Cl.	GA	Saves	Pct.
1.	AJ Bucchino, Wis.-River Falls	Jr.	59	819	.933
2.	Andrew Gallant, Manhattanville	Sr.	48	617	.928
3.	Mike Stone, Wis.-Stout	Jr.	41	517	.927
4.	Jeff Green, Mass.-Dartmouth	So.	54	646	.923
5.	D.J. Delbuono, Skidmore	Fr.	53	629	.922
6.	Ryan Scott, Oswego St.	Jr.	51	597	.921
7.	Chad Beiswenger, Wis.-Superior	So.	47	541	.920
8.	Mike Palladino, Wesleyan (Conn.)	So.	41	469	.920
9.	Keith Longo, Hobart	So.	43	475	.917
10.	Greg Parker, Connecticut Col.	Fr.	46	501	.916
11.	Cullen Caldwell, Marian (Wis.)	Fr.	41	445	.916
12.	Ben Grandjean, Colby	Sr.	64	677	.914
13.	Kyle Jones, St. Norbert	Jr.	56	589	.913
14.	Scott Campbell, Lake Forest	So.	49	514	.913
15.	Aaron Damjanovich, Bethel (Minn.)	Fr.	53	555	.913
16.	Adam Dekker, Utica	Jr.	56	574	.911
17.	Pat Street, Fredonia St.	Fr.	60	590	.908
18.	Jeff Swanson, Castleton	So.	52	509	.907
19.	David Thompson, Norwich	Fr.	45	436	.906
20.	Mike Collochio, Neumann	Jr.	69	668	.906
21.	Doug Raeder, Middlebury	So.	33	319	.906
22.	Ryan Donovan, Mass.-Boston	Fr.	93	898	.906
23.	David Beckles, Southern Me.	Sr.	61	587	.906
24.	Ron Baia, New England Col.	Fr.	52	500	.906
25.	Andrew Isaac, Lawrence	Sr.	70	672	.906
26.	Derek Jokic, Geneseo St.	Jr.	68	652	.906
27.	Devan McConnell, Fitchburg St.	Jr.	87	824	.905
28.	Ryan Hatch, Salem St.	So.	71	672	.904
29.	Ben Binga, Cortland St.	Fr.	75	704	.904
30.	Erik Shields, Plymouth St.	Fr.	44	411	.903
31.	Jeff Wilde, St. Olaf	Sr.	61	568	.903
32.	Skyler Nipps, Babson	So.	60	556	.903
33.	Marc Pulde, Williams	Fr.	38	350	.902

Rank	Name, Team	Cl.	GA	Saves	Pct.
34.	Justin Marriott, Wentworth Inst.	Fr.	77	707	.902
35.	Karl Helgesson, Plattsburgh St.	Fr.	22	201	.901
36.	Chris Molinaro, Plattsburgh St.	So.	50	452	.900
37.	Sean Sheehan, Buffalo St.	Sr.	74	667	.900
38.	Ryan Mensing, Wis.-Eau Claire	Fr.	69	620	.900
39.	Matt Burzon, Milwaukee Engr.	Sr.	53	471	.899
40.	Ross Cherry, Middlebury	Jr.	38	337	.899

Goalie Winning Percentage

Rank	Name, Team	Cl.	Won	Lost	Tied	Pct.†
1.	Jeff Green, Mass.-Dartmouth	So.	25	3	1	.879
2.	Kyle Jones, St. Norbert	Jr.	25	4	2	.839
3.	Andrew Gallant, Manhattanville	Sr.	19	2	5	.827
4.	Ryan Scott, Oswego St.	Jr.	19	3	3	.820
5.	Doug Raeder, Middlebury	So.	13	3	0	.813
6.	Lukas Alberer, Finlandia	Jr.	11	3	0	.786
7.	Matt Burzon, Milwaukee Engr.	Sr.	13	3	2	.778
8.	AJ Bucchino, Wis.-River Falls	Jr.	21	6	2	.759
9.	David Thompson, Norwich	Fr.	17	6	0	.739
10.	Chad Beiswenger, Wis.-Superior	So.	15	5	1	.738
	Mike Stone, Wis.-Stout	Jr.	15	5	1	.738
12.	Chris Rossi, Bowdoin	Fr.	11	4	0	.733
13.	Ron Baia, New England Col.	Fr.	13	5	1	.711
14.	Aaron Damjanovich, Bethel (Minn.)	Fr.	14	6	1	.690
15.	Mike Collochio, Neumann	Jr.	14	5	5	.688

Rank	Name, Team	Cl.	Won	Lost	Tied	Pct.†
16.	Treye Kettwick, St. Thomas (Minn.)	Sr.	8	4	0	.667
17.	Jeff Swanson, Castleton	So.	11	5	3	.658
	Casey Tuttle, Elmira	Fr.	11	5	3	.658
19.	Erik Shields, Plymouth St.	Fr.	8	4	1	.654
20.	Justin Marriott, Wentworth Inst.	Fr.	14	7	2	.652
21.	D.J. Delbuono, Skidmore	Fr.	13	7	2	.636
22.	Chris Molinaro, Plattsburgh St.	So.	10	5	4	.632
23.	Skylar Nipps, Babson	So.	14	8	1	.630
24.	Cullen Caldwell, Marian (Wis.)	Fr.	9	5	2	.625
	Ben Grandjean, Colby	Sr.	14	8	2	.625
26.	Joe Junittila, Finlandia	Sr.	8	5	0	.615
	Cameron Voss, St. Thomas (Minn.)	So.	8	5	0	.615
28.	David Beckles, Southern Me.	Sr.	13	8	2	.609
29.	Zachary Cardella, Curry	Fr.	11	7	1	.605
	Keith Fink, Nichols	So.	11	7	1	.605
31.	Brian Noiles, Johnson & Wales (R.I.)	So.	6	4	0	.600
	Mike Palladino, Wesleyan (Conn.)	So.	10	6	4	.600
33.	Derek Jovic, Geneseo St.	Jr.	13	9	0	.591
34.	Josh Fillman, Amherst	Sr.	11	8	1	.575
35.	Tyler Johnson, St. Scholastica	Jr.	12	9	1	.568
36.	Ross Cherry, Middlebury	Jr.	7	5	3	.567
37.	Adam Dekker, Utica	Jr.	12	9	3	.563
38.	Karl Helgesson, Plattsburgh St.	Fr.	4	3	2	.556
39.	Andy Kent, Augsburg	So.	10	8	4	.545
	Jeff Wilde, St. Olaf	Sr.	11	9	2	.545

†Ties computed as half won and half lost.

2007 Division III Team Leaders

Scoring Offense

Rank, Team	Games	Goals	Avg.
1. Manhattanville	28	151	5.39
2. Curry	27	141	5.22
3. Mass.-Dartmouth	29	148	5.10
4. Neumann	27	137	5.07
5. Finlandia	27	134	4.96
6. Oswego St.	29	139	4.79
7. Plattsburgh St.	28	129	4.61
8. Milwaukee Engr.	27	119	4.41
9. St. Norbert	31	136	4.39
10. Bowdoin	26	111	4.27
11. Colby	25	106	4.24
12. Castleton	27	114	4.22
13. Norwich	28	116	4.14
Wentworth Inst.	28	116	4.14
15. Hobart	26	106	4.08
16. Wis.-Superior	27	109	4.04
17. Nichols	26	104	4.00
18. St. Thomas (Minn.)	27	107	3.96
19. Marian (Wis.)	29	114	3.93
20. Southern Me.	26	102	3.92
21. Babson	29	112	3.86
Bethel (Minn.)	29	112	3.86
23. New England Col.	28	108	3.86
24. Geneseo St.	26	99	3.81
25. Wis.-River Falls	29	110	3.79
26. Wis.-Stout	28	106	3.79
27. Amherst	25	93	3.72
28. Fitchburg St.	27	99	3.67
Suffolk	24	88	3.67
30. Fredonia St.	29	106	3.66
31. Middlebury	31	112	3.61
32. Elmira	27	96	3.56
33. Utica	25	87	3.48
34. Buffalo St.	26	90	3.46
35. Johnson & Wales (R.I.)	25	86	3.44
Trinity (Conn.)	25	86	3.44
37. Skidmore	26	89	3.42
38. Plymouth St.	26	86	3.31
39. Augsburg	26	85	3.27
Gust. Adolphus	26	85	3.27

Scoring Defense

Rank, Team	Games	GA	Avg.
1. St. Norbert	31	56	1.81
2. Manhattanville	28	54	1.93
3. Oswego St.	29	56	1.93
4. Mass.-Dartmouth	29	58	2.00
5. Norwich	28	62	2.21
6. Wis.-River Falls	29	65	2.24
7. Middlebury	31	71	2.29
8. Wis.-Stout	28	65	2.32
9. Wis.-Superior	27	63	2.33
10. Utica	25	61	2.44
11. Castleton	27	67	2.48
12. Bowdoin	26	68	2.62
13. Milwaukee Engr.	27	71	2.63
14. Southern Me.	26	69	2.65
15. Wesleyan (Conn.)	24	64	2.67
16. Plattsburgh St.	28	76	2.71
17. Neumann	27	74	2.74
18. St. Scholastica	29	80	2.76
19. Skidmore	26	72	2.77
20. Babson	29	81	2.79
21. Colby	25	70	2.80
22. Finlandia	27	76	2.81
23. Bethel (Minn.)	29	82	2.83
24. Augsburg	26	75	2.88
25. New England Col.	28	82	2.93
26. St. Olaf	27	80	2.96
27. Wis.-Eau Claire	27	81	3.00
28. Marian (Wis.)	29	88	3.03
29. St. Thomas (Minn.)	27	82	3.04
30. Hobart	26	79	3.04
31. Curry	27	83	3.07
32. St. John's (Minn.)	25	77	3.08
33. Elmira	27	86	3.19
34. Fredonia St.	29	93	3.21
35. Salem St.	26	84	3.23
36. Connecticut Col.	25	81	3.24
37. Lawrence	29	95	3.28
38. Buffalo St.	26	86	3.31
Geneseo St.	26	86	3.31
40. Trinity (Conn.)	25	83	3.32

Scoring Margin Per Game

Rank, Team	Games	Goals	GA	Mar./Gm.
1. Manhattanville.....	28	151	54	3.46
2. Mass.-Dartmouth.....	29	148	58	3.10
3. Oswego St.....	29	139	56	2.86
4. St. Norbert.....	31	136	56	2.58
5. Neumann.....	27	137	74	2.33
6. Curry.....	27	141	83	2.15
Finlandia.....	27	134	76	2.15
8. Norwich.....	28	116	62	1.93
9. Plattsburgh St.....	28	129	76	1.89
10. Milwaukee Engr.....	27	119	71	1.78
11. Castleton.....	27	114	67	1.74
12. Wis.-Superior.....	27	109	63	1.70
13. Bowdoin.....	26	111	68	1.65
14. Wis.-River Falls.....	29	110	65	1.55
15. Wis.-Stout.....	28	106	65	1.46
16. Colby.....	25	106	70	1.44
17. Middlebury.....	31	112	71	1.32
18. Southern Me.....	26	102	69	1.27
19. Babson.....	29	112	81	1.07
20. Utica.....	25	87	61	1.04
21. Hobart.....	26	106	79	1.04
22. Bethel (Minn.).....	29	112	82	1.03
23. New England Col.....	28	108	82	0.93
24. St. Thomas (Minn.).....	27	107	82	0.93
25. Marian (Wis.).....	29	114	88	0.90
26. Wentworth Inst.....	28	116	94	0.79
27. Skidmore.....	26	89	72	0.65
28. Geneseo St.....	26	99	86	0.50
29. Fredonia St.....	29	106	93	0.45
30. Augsburg.....	26	85	75	0.38
31. Elmira.....	27	96	86	0.37
32. Wesleyan (Conn.).....	24	72	64	0.33
33. Amherst.....	25	93	86	0.28
34. St. Scholastica.....	29	88	80	0.28
35. Fitchburg St.....	27	99	93	0.22
36. Buffalo St.....	26	90	86	0.15
37. Trinity (Conn.).....	25	86	83	0.12
38. Nichols.....	26	104	103	0.04

Winning Percentage

Rank, Team	Won	Lost	Tied	Pct.†
1. Mass.-Dartmouth.....	25	3	1	.879
2. Oswego St.....	23	3	3	.845
3. Manhattanville.....	21	2	5	.839
4. St. Norbert.....	25	4	2	.839
5. Wis.-Stout.....	21	5	2	.786
6. Wis.-Superior.....	20	6	1	.759
7. Wis.-River Falls.....	21	6	2	.759
8. Milwaukee Engr.....	19	6	2	.741
9. Neumann.....	17	5	5	.722
10. Norwich.....	20	8	0	.714
11. Castleton.....	17	6	4	.704
Finlandia.....	19	8	0	.704
13. Middlebury.....	20	8	3	.694
14. Bowdoin.....	16	7	3	.673
15. Skidmore.....	16	8	2	.654
16. Babson.....	18	10	1	.638
Bethel (Minn.).....	18	10	1	.638
18. Curry.....	16	9	2	.630
St. Thomas (Minn.).....	17	10	0	.630
20. New England Col.....	17	10	1	.625
Wentworth Inst.....	16	9	3	.625
22. Geneseo St.....	16	10	0	.615
Southern Me.....	15	9	2	.615
24. Plattsburgh St.....	14	8	6	.607
25. Colby.....	14	9	2	.600
26. Hobart.....	13	8	5	.596
27. Fredonia St.....	15	10	4	.586
28. Amherst.....	14	10	1	.580
Utica.....	13	9	3	.580
30. Fitchburg St.....	14	10	3	.574
31. Wesleyan (Conn.).....	11	8	5	.563
32. Elmira.....	13	10	4	.556
33. St. Scholastica.....	15	12	2	.552
34. Augsburg.....	12	10	4	.538
Nichols.....	13	11	2	.538
36. Marian (Wis.).....	14	12	3	.534

Rank, Team	Won	Lost	Tied	Pct.†
37. Buffalo St.....	12	12	2	.500
Johnson & Wales (R.I.).....	12	12	1	.500
39. Lawrence.....	13	14	2	.483
40. Gust. Adolphus.....	11	13	2	.462
Plymouth St.....	11	13	2	.462

†Ties computed as half won and half lost.

Power-Play Percentage

Rank, Team	PPG	PPA	Pct.
1. Neumann.....	64	220	.291
2. Bowdoin.....	35	128	.273
3. Colby.....	43	169	.254
4. Plattsburgh St.....	53	212	.250
Wis.-River Falls.....	44	176	.250
St. Thomas (Minn.).....	45	180	.250
7. Milwaukee Engr.....	43	173	.249
8. Mass.-Dartmouth.....	40	164	.244
9. Wentworth Inst.....	35	146	.240
10. Amherst.....	34	142	.239
11. Geneseo St.....	52	219	.237
12. Bethel (Minn.).....	39	166	.235
13. Curry.....	47	202	.233
14. Babson.....	41	181	.227
15. Oswego St.....	56	253	.221
16. Elmira.....	48	219	.219
17. Manhattanville.....	46	212	.217
18. New England Col.....	36	166	.217
19. St. Norbert.....	41	190	.216
20. Trinity (Conn.).....	31	144	.215
21. Nichols.....	39	185	.211
22. Gust. Adolphus.....	37	178	.208
23. Johnson & Wales (R.I.).....	39	191	.204
24. Fredonia St.....	42	206	.204
25. Wesleyan (Conn.).....	28	139	.201
26. Wis.-Eau Claire.....	36	179	.201
27. Castleton.....	40	202	.198
28. Lawrence.....	40	207	.193
29. St. Scholastica.....	26	137	.190
30. Southern Me.....	32	169	.189
31. Hobart.....	34	184	.185
32. Wis.-Stout.....	34	188	.181
33. Norwich.....	27	151	.179
34. Augsburg.....	28	157	.178
35. Tufts.....	25	142	.176
36. Hamline.....	23	132	.174
37. Buffalo St.....	37	214	.173
38. Concordia-M'head.....	31	180	.172
39. Utica.....	26	152	.171
40. Cortland St.....	35	207	.169

Penalty-Kill Percentage

Rank, Team	Opp. PPG	Opp. PPA	Pct.
1. Manhattanville.....	22	223	.901
2. St. Norbert.....	20	190	.895
3. Utica.....	22	196	.888
4. Skidmore.....	21	163	.871
5. St. Scholastica.....	23	172	.866
6. Curry.....	29	216	.866
7. Oswego St.....	26	192	.865
8. Wis.-River Falls.....	22	160	.863
9. Nichols.....	27	194	.861
10. New England Col.....	24	171	.860
11. Milwaukee Engr.....	29	205	.859
12. Wesleyan (Conn.).....	18	127	.858
13. Marian (Wis.).....	33	225	.853
14. Wis.-Superior.....	27	179	.849
15. Wentworth Inst.....	33	217	.848
16. Southern Me.....	25	163	.847
17. Wis.-Stout.....	25	162	.846
18. Castleton.....	32	206	.845
19. Bowdoin.....	23	148	.845
20. Geneseo St.....	35	225	.844
21. Babson.....	29	182	.841
22. Plattsburgh St.....	27	167	.838
23. Hobart.....	30	183	.836
24. Augsburg.....	23	140	.836

Rank, Team	Opp. PPG	Opp. PPA	Pct.
25. Mass.-Dartmouth.....	22	132	.833
26. Norwich.....	24	142	.831
27. Bethel (Minn.).....	25	147	.830
28. Brockport St.....	37	215	.828
29. Williams.....	27	154	.825
30. Wis.-Eau Claire.....	34	193	.824
31. Fredonia St.....	39	218	.821
32. Lake Forest.....	34	185	.816
33. Neumann.....	31	166	.813

Rank, Team	Opp. PPG	Opp. PPA	Pct.
34. Fitchburg St.....	30	157	.809
35. Gust. Adolphus.....	33	170	.806
36. Western New Eng.....	28	142	.803
37. St. Thomas (Minn.).....	29	147	.803
38. Salem St.....	33	166	.801
39. St. Mary's (Minn.).....	27	135	.800
40. St. John's (Minn.).....	30	148	.797
St. Olaf.....	30	148	.797

2006-07 Men's Conference Standings

Division I Conference Standings.....	100
Division III Conference Standings.....	101



2006-07 Division I Conference Standings

ATLANTIC HOCKEY ASSOCIATION

Team	Conference				Full Season			
	W	L	T	Pct.	W	L	T	Pct.
Rochester Inst.^	20	7	1	.732	21	11	2	.647
Sacred Heart	17	7	4	.679	21	11	4	.639
Army	15	8	5	.625	17	12	5	.574
Connecticut	15	11	2	.571	16	18	2	.472
Air Force#	13	10	5	.554	19	16	5	.538
Holy Cross	9	14	5	.411	10	20	5	.357
Bentley	11	17	0	.393	12	22	1	.357
Mercyhurst	9	15	4	.393	9	20	6	.343
Canisius	9	16	3	.375	9	23	3	.300
American Int'l	7	20	1	.268	8	25	1	.250

^Reclassifying to Division I

CENTRAL COLLEGIATE HOCKEY ASSOCIATION

Team	Conference				Full Season			
	W	L	T	Pct.	W	L	T	Pct.
Notre Dame#	21	4	3	.804	32	7	3	.798
Michigan	18	9	1	.661	26	13	1	.663
Miami (Ohio)	16	8	4	.643	25	13	4	.643
Michigan St.	15	10	3	.589	23	13	3	.628
Neb.-Omaha	13	11	4	.536	18	16	8	.524
Western Mich.	14	13	1	.518	18	18	1	.500
Ohio St.	12	12	4	.500	15	17	5	.473
Lake Superior St.	11	14	3	.446	21	19	3	.523
Ferris St.	10	16	2	.393	14	22	3	.397
Northern Mich.	10	17	1	.375	15	24	2	.390
Alas. Fairbanks	7	16	5	.339	11	22	6	.359
Bowling Green	5	22	1	.196	7	29	2	.211

COLLEGE HOCKEY AMERICA

Team	Conference				Full Season			
	W	L	T	Pct.	W	L	T	Pct.
Niagara	9	5	6	.600	18	13	6	.568
Bemidji St.	9	6	5	.575	14	14	5	.500
Robert Morris	9	10	1	.475	14	19	2	.429
Wayne St. (Mich.)	8	10	2	.450	12	21	2	.371
Ala.-Huntsville#	7	11	2	.400	13	20	3	.403

ECAC

Team	Conference				Full Season			
	W	L	T	Pct.	W	L	T	Pct.
St. Lawrence	16	5	1	.750	22	12	2	.639
Clarkson#	13	5	4	.682	23	8	5	.708
Dartmouth	12	7	3	.614	18	10	3	.629
Quinnipiac	10	8	4	.545	20	13	5	.592
Cornell	10	8	4	.545	14	13	4	.516
Harvard	10	10	2	.500	14	7	2	.652
Princeton	10	10	2	.500	15	16	3	.485
Colgate	7	12	3	.386	15	21	4	.425
Yale	8	13	1	.386	11	17	3	.403
Rensselaer	6	11	5	.386	10	18	8	.389
Brown	6	12	4	.364	11	15	6	.438
Union (N.Y.)	7	14	1	.341	14	19	3	.431

#Won conference tournament or playoff.

HOCKEY EAST ASSOCIATION

Team	Conference				Full Season			
	W	L	T	Pct.	W	L	T	Pct.
New Hampshire	18	7	2	.704	26	11	2	.692
Boston College#	18	8	1	.685	29	12	1	.702
Boston U.	13	6	8	.630	20	10	9	.628
Massachusetts	15	9	3	.611	21	13	5	.603
Maine	14	12	1	.537	23	15	2	.600
Vermont	12	10	5	.537	18	16	5	.526
Northeastern	9	13	5	.426	13	18	5	.431
Providence	9	15	3	.389	10	23	3	.319
Mass.-Lowell	7	16	4	.333	8	21	7	.319
Merrimack	3	22	2	.148	3	27	4	.147

IVY LEAGUE

Team	Conference				Full Season			
	W	L	T	Pct.	W	L	T	Pct.
Dartmouth	6	3	1	.650	18	10	3	.629
Yale	6	3	1	.650	11	16	3	.417
Cornell	5	4	1	.550	13	13	4	.500
Princeton	3	5	2	.400	15	15	3	.500
Brown	3	5	2	.400	10	15	6	.419
Harvard	3	6	1	.350	13	17	2	.438

The conference does not conduct a postseason tournament.

WESTERN COLLEGIATE HOCKEY ASSOCIATION

Team	Conference				Full Season			
	W	L	T	Pct.	W	L	T	Pct.
Minnesota#	18	7	3	.696	31	10	3	.739
St. Cloud St.	14	7	7	.625	22	11	7	.638
North Dakota	13	10	5	.554	24	14	5	.616
Denver	13	11	4	.536	21	15	4	.575
Colorado Col.	13	12	3	.518	18	17	4	.513
Michigan Tech	11	12	5	.482	18	17	5	.513
Wisconsin	12	13	3	.482	19	18	4	.512
Minn. St. Mankato	10	13	5	.446	13	19	6	.421
Minn. Duluth	8	16	4	.357	13	21	5	.397
Alas. Anchorage	8	19	1	.304	13	21	3	.392

2006-07 Division III Conference Standings

ECAC EAST

Team	Conference				Full Season			
	W	L	T	Pct.	W	L	T	Pct.
Norwich.....	14	5	0	.737	20	8	0	.714
New England Col.	13	5	1	.711	17	10	1	.625
Skidmore	12	5	2	.684	16	8	2	.654
Southern Me.	12	5	2	.684	15	9	2	.615
Castleton	11	4	4	.684	17	6	4	.704
Babson#.....	11	7	1	.605	18	10	1	.638
St. Anselm	8	8	3	.500	13	12	3	.518
Salem St.	5	14	0	.263	9	17	0	.346
Mass.-Boston.....	3	16	0	.158	5	20	1	.212
St. Michael's.....	2	17	0	.105	6	20	0	.231

ECAC NORTHEAST

Team	Conference				Full Season			
	W	L	T	Pct.	W	L	T	Pct.
Mass.-Dartmouth#.....	14	1	0	.933	25	3	1	.879
Curry.....	13	1	1	.900	16	9	2	.630
Wentworth Inst.	11	2	2	.800	16	9	3	.625
Plymouth St.	10	4	1	.700	11	13	2	.462
Fitchburg St.	9	4	2	.667	14	10	3	.574
Johnson & Wales (R.I.)	9	6	0	.600	12	12	1	.500
Nichols.....	8	6	1	.567	13	11	2	.538
Salve Regina.....	8	7	0	.533	10	14	1	.420
Suffolk.....	6	8	1	.433	7	15	2	.333
Worcester St.	4	11	0	.267	6	16	1	.283
Western New Eng.	2	13	0	.133	8	15	0	.348
Framingham St.	0	14	1	.033	2	20	1	.109

ECAC WEST

Team	Conference				Full Season			
	W	L	T	Pct.	W	L	T	Pct.
Manhattanville#.....	9	1	5	.767	21	2	5	.839
Neumann.....	8	3	4	.667	17	5	5	.722
Utica.....	7	5	3	.567	13	9	3	.580
Elmira	7	6	2	.533	13	10	4	.556
Hobart.....	5	7	3	.433	13	8	5	.596
Lebanon Valley.....	0	14	1	.033	2	22	1	.100

MIDWEST COLLEGIATE HOCKEY ASSOCIATION

Team	Conference				Full Season			
	W	L	T	Pct.	W	L	T	Pct.
Milwaukee Engr.	16	2	2	.850	19	6	2	.741
Finlandia#.....	15	5	0	.750	19	8	0	.704
Marian (Wis.).....	12	6	2	.650	14	12	3	.534
Lawrence	8	11	1	.425	13	14	2	.483
Minn.-Crookston	5	13	2	.300	7	16	3	.327
Northland.....	0	19	1	.025	0	26	1	.019

MINNESOTA INTERCOLLEGIATE ATHLETIC CONFERENCE

Team	Conference				Full Season			
	W	L	T	Pct.	W	L	T	Pct.
Bethel (Minn.)#.....	12	3	1	.781	18	10	1	.638
St. Thomas (Minn.).....	12	4	0	.750	17	10	0	.630
Augsburg.....	9	3	4	.688	12	10	4	.538
St. Olaf.....	9	5	2	.625	11	14	2	.444
Gust. Adolphus	9	6	1	.594	11	13	2	.462
St. John's (Minn.).....	6	9	1	.406	9	14	2	.400
St. Mary's (Minn.).....	4	11	1	.281	7	17	1	.300
Concordia-M'head.....	3	13	0	.188	7	18	0	.280
Hamline.....	3	13	0	.188	7	18	0	.280

NEW ENGLAND SMALL COLLEGE ATHLETIC CONFERENCE

Team	Conference				Full Season			
	W	L	T	Pct.	W	L	T	Pct.
Bowdoin.....	11	6	2	.632	16	7	3	.673
Middlebury#.....	11	6	2	.632	20	8	3	.694
Colby.....	11	7	1	.605	14	9	2	.600
Wesleyan (Conn.)	9	6	4	.579	11	8	5	.563
Amherst.....	10	8	1	.553	14	10	1	.580
Connecticut Col.	9	9	1	.500	10	13	2	.440
Williams	8	9	2	.474	8	14	2	.375
Trinity (Conn.)	6	10	3	.395	8	13	4	.400
Hamilton.....	6	12	1	.342	7	16	1	.313
Tufts.....	3	16	0	.158	6	18	0	.250

NORTHEAST-10 CONFERENCE

Team	Conference				Full Season			
	W	L	T	Pct.	W	L	T	Pct.
St. Anselm#.....	4	1	0	.800	13	12	3	.518
Stonehill.....	3	1	1	.700	14	12	1	.537
Southern N.H.	3	2	0	.600	12	14	1	.463
St. Michael's.....	3	2	0	.600	6	20	0	.231
Franklin Pierce.....	1	4	0	.200	5	17	2	.250
Assumption.....	0	4	1	.100	7	18	2	.296

NORTHERN COLLEGIATE HOCKEY ASSOCIATION

Team	Conference				Full Season			
	W	L	T	Pct.	W	L	T	Pct.
St. Norbert#.....	10	3	1	.750	25	4	2	.839
Wis.-Stout	10	3	1	.750	21	5	2	.786
Wis.-River Falls.....	10	3	1	.750	21	6	2	.759
Wis.-Superior.....	9	4	1	.679	20	6	1	.759
St. Scholastica.....	6	7	1	.464	15	12	2	.552
Wis.-Stevens Point.....	3	10	1	.250	7	18	2	.296
Wis.-Eau Claire.....	2	9	3	.250	9	14	4	.407
Lake Forest.....	0	11	3	.107	3	21	3	.167


STATE UNIVERSITY OF NEW YORK ATHLETIC CONFERENCE

Team	Conference				Full Season			
	W	L	T	Pct.	W	L	T	Pct.
Oswego St.	11	1	2	.857	23	3	3	.845
Geneseo St.	10	4	0	.714	16	10	0	.615
Plattsburgh St.	6	4	4	.571	14	8	6	.607
Buffalo St.	6	7	1	.464	12	12	2	.500
Fredonia St.#.....	5	7	2	.429	15	10	4	.586
Brockport St.	3	6	5	.393	7	12	7	.404
Cortland St.	3	8	3	.321	8	14	3	.380
Potsdam St.	3	10	1	.250	5	19	1	.220

#Won conference tournament or playoff.

Men's Attendance

2007 Attendance 104
Annual Home Attendance Leaders 106
All-Time Single-Game Attendance Highs 106



2007 Attendance

Division I

AVERAGE HOME ATTENDANCE

Rank	Team	Total Home Attendance	Home Games	Avg. Home Attendance
1.	Wisconsin.....	288,593	20	14,430
2.	North Dakota.....	235,314	21	11,205
3.	Minnesota.....	231,414	23	10,061
4.	Colorado Col.....	151,034	22	6,865
5.	New Hampshire.....	115,056	18	6,392
6.	Michigan.....	124,596	20	6,230
7.	Denver.....	144,533	24	6,022
8.	St. Cloud St.....	125,396	21	5,971
9.	Michigan St.....	98,057	17	5,768
10.	Neb.-Omaha.....	117,155	21	5,579
11.	Boston U.....	104,465	19	5,498
12.	Maine.....	81,189	15	5,413
13.	Massachusetts.....	102,805	20	5,140
14.	Boston College.....	85,639	17	5,038
15.	Ohio St.....	91,539	19	4,818
16.	Minn. Duluth.....	80,229	18	4,457
17.	Cornell.....	76,125	18	4,229
18.	Vermont.....	72,054	18	4,003
19.	Alas. Anchorage.....	70,376	18	3,910
20.	Dartmouth.....	72,368	19	3,809
21.	Minn. St. Mankato.....	68,454	18	3,803
22.	Rensselaer.....	63,160	17	3,715
23.	Alas. Fairbanks.....	65,295	18	3,628
24.	Northeastern.....	43,280	14	3,091
25.	Yale.....	45,509	15	3,034
26.	Mass.-Lowell.....	44,756	15	2,984
27.	Northern Mich.....	47,528	16	2,971
28.	Michigan Tech.....	47,717	17	2,807
29.	Western Mich.....	53,510	20	2,676
30.	Clarkson.....	50,308	19	2,648
31.	St. Lawrence.....	45,010	18	2,501
32.	Notre Dame.....	42,120	17	2,478
33.	Quinnipiac.....	45,113	19	2,374
34.	Harvard.....	35,428	15	2,362
35.	Providence.....	39,183	17	2,305
36.	Bowling Green.....	35,746	16	2,234
37.	Lake Superior St.....	44,433	20	2,222
38.	Ala.-Huntsville.....	22,367	12	1,864
39.	Army.....	27,368	15	1,825
40.	Union (N.Y.).....	26,911	15	1,794
41.	Colgate.....	28,377	16	1,774
42.	Bemidji St.....	19,553	12	1,629
43.	Ferris St.....	27,972	18	1,554
44.	Merrimack.....	22,892	15	1,526
45.	Brown.....	22,279	15	1,485
46.	Princeton.....	25,524	18	1,418
47.	Air Force.....	25,399	18	1,411
48.	Niagara.....	18,790	15	1,253
49.	Holy Cross.....	14,154	14	1,011
50.	Connecticut.....	15,018	17	883
51.	Robert Morris.....	9,157	13	704
52.	Mercyhurst.....	10,358	15	691
53.	Wayne St. (Mich.).....	7,578	15	505
54.	Sacred Heart.....	6,646	15	443
55.	Canisius.....	6,293	16	393
56.	Bentley.....	5,442	14	389
57.	American Int'l.....	2,913	14	208
*	Rochester Inst.....	23,596	15	1,573

*Reclassifying to Division I.

TOTAL HOME ATTENDANCE

Rank	Team	Total Home Attendance	Home Games	Avg. Home Attendance
1.	Wisconsin.....	288,593	20	14,430
2.	North Dakota.....	235,314	21	11,205
3.	Minnesota.....	231,414	23	10,061
4.	Colorado Col.....	151,034	22	6,865
5.	Denver.....	144,533	24	6,022
6.	St. Cloud St.....	125,396	21	5,971
7.	Michigan.....	124,596	20	6,230
8.	Neb.-Omaha.....	117,155	21	5,579
9.	New Hampshire.....	115,056	18	6,392
10.	Boston U.....	104,465	19	5,498
11.	Massachusetts.....	102,805	20	5,140
12.	Michigan St.....	98,057	17	5,768
13.	Ohio St.....	91,539	19	4,818
14.	Boston College.....	85,639	17	5,038
15.	Maine.....	81,189	15	5,413
16.	Minn. Duluth.....	80,229	18	4,457
17.	Cornell.....	76,125	18	4,229
18.	Dartmouth.....	72,368	19	3,809
19.	Vermont.....	72,054	18	4,003
20.	Alas. Anchorage.....	70,376	18	3,910
21.	Minn. St. Mankato.....	68,454	18	3,803
22.	Alas. Fairbanks.....	65,295	18	3,628
23.	Rensselaer.....	63,160	17	3,715
24.	Western Mich.....	53,510	20	2,676
25.	Clarkson.....	50,308	19	2,648
26.	Michigan Tech.....	47,717	17	2,807
27.	Northern Mich.....	47,528	16	2,971
28.	Yale.....	45,509	15	3,034
29.	Quinnipiac.....	45,113	19	2,374
30.	St. Lawrence.....	45,010	18	2,501
31.	Mass.-Lowell.....	44,756	15	2,984
32.	Lake Superior St.....	44,433	20	2,222
33.	Northeastern.....	43,280	14	3,091
34.	Notre Dame.....	42,120	17	2,478
35.	Providence.....	39,183	17	2,305
36.	Bowling Green.....	35,746	16	2,234
37.	Harvard.....	35,428	15	2,362
38.	Colgate.....	28,377	16	1,774
39.	Ferris St.....	27,972	18	1,554
40.	Army.....	27,368	15	1,825
41.	Union (N.Y.).....	26,911	15	1,794
42.	Princeton.....	25,524	18	1,418
43.	Air Force.....	25,399	18	1,411
44.	Merrimack.....	22,892	15	1,526
45.	Ala.-Huntsville.....	22,367	12	1,864
46.	Brown.....	22,279	15	1,485
47.	Bemidji St.....	19,553	12	1,629
48.	Niagara.....	18,790	15	1,253
49.	Connecticut.....	15,018	17	883
50.	Holy Cross.....	14,154	14	1,011
51.	Mercyhurst.....	10,358	15	691
52.	Robert Morris.....	9,157	13	704
53.	Wayne St. (Mich.).....	7,578	15	505
54.	Sacred Heart.....	6,646	15	443
55.	Canisius.....	6,293	16	393
56.	Bentley.....	5,442	14	389
57.	American Int'l.....	2,913	14	208
*	Rochester Inst.....	23,596	15	1,573

*Reclassifying to Division I.

Division III

AVERAGE HOME ATTENDANCE

Rank	Team	Total Home Attendance	Home Games	Avg. Home Attendance
1.	Utica.....	25,291	12	2,108
2.	Norwich.....	22,131	12	1,844
3.	Middlebury.....	27,097	16	1,694
4.	Oswego St.....	26,852	16	1,678
5.	St. Norbert.....	24,034	16	1,502
6.	Plattsburgh St.....	23,384	16	1,462
7.	Bowdoin.....	16,823	12	1,402
8.	Geneseo St.....	19,218	14	1,373
9.	Wis.-Superior.....	12,493	12	1,041
10.	Wis.-Stevens Point.....	12,383	13	953
11.	Colby.....	9,325	11	848
12.	Wis.-River Falls.....	14,395	17	847
13.	Bethel (Minn.).....	10,713	13	824
14.	Wis.-Stout.....	10,468	13	805
15.	Elmira.....	9,375	13	721
16.	Potsdam St.....	5,675	8	709
17.	Salem St.....	6,850	10	685
18.	Fredonia St.....	8,873	13	683
19.	Skidmore.....	6,594	10	659
20.	Trinity (Conn.).....	6,419	11	584
21.	Milwaukee Engr.....	7,565	14	540
22.	Hamilton.....	5,680	11	516
23.	St. John's (Minn.).....	5,573	11	507
24.	Castleton.....	6,401	13	492
25.	Wis.-Eau Claire.....	6,359	13	489
26.	Mass.-Dartmouth.....	7,273	15	485
27.	Lawrence.....	6,708	14	479
28.	Manhattanville.....	7,205	16	450
29.	Gust. Adolphus.....	5,688	13	438
30.	St. Thomas (Minn.).....	6,071	15	405
31.	New England Col.....	5,600	14	400
32.	Williams.....	4,300	11	391
33.	St. Scholastica.....	3,881	10	388
34.	St. Mary's (Minn.).....	4,992	13	384
35.	Neumann.....	3,831	10	383
36.	St. Olaf.....	4,773	13	367
37.	Wesleyan (Conn.).....	4,325	12	360
38.	Buffalo St.....	4,742	14	339
39.	Cortland St.....	3,322	10	332
40.	Fitchburg St.....	3,250	10	325
41.	Curry.....	3,573	12	298
42.	Connecticut Col.....	2,974	10	297
43.	Hamline.....	2,941	10	294
44.	Wentworth Inst.....	4,283	15	286
45.	Tufts.....	2,700	10	270
46.	Lake Forest.....	2,870	11	261
47.	Hobart.....	3,601	14	257
48.	Minn.-Crookston.....	3,037	12	253
49.	Suffolk.....	2,702	11	246
50.	Nichols.....	2,401	10	240
51.	Augsburg.....	3,751	16	234
52.	Southern Me.....	2,871	13	221
53.	Plymouth St.....	2,831	13	218
54.	Concordia-M'head.....	2,389	11	217
55.	Babson.....	2,549	12	212
56.	Brockport St.....	2,100	10	210
57.	Amherst.....	2,450	12	204
58.	Framingham St.....	1,597	8	200
59.	Marian (Wis.).....	2,593	13	200
60.	Mass.-Boston.....	3,035	16	190
61.	Western New Eng.....	2,486	14	178
62.	Lebanon Valley.....	2,579	16	161
63.	Johnson & Wales (R.I.).....	1,404	9	156
64.	Finlandia.....	1,775	13	137
65.	Salve Regina.....	1,268	10	127
66.	Northland.....	1,630	13	125
67.	Worcester St.....	1,340	12	112

TOTAL HOME ATTENDANCE

Rank	Team	Total Home Attendance	Home Games	Avg. Home Attendance
1.	Middlebury.....	27,097	16	1,694
2.	Oswego St.....	26,852	16	1,678
3.	Utica.....	25,291	12	2,108
4.	St. Norbert.....	24,034	16	1,502
5.	Plattsburgh St.....	23,384	16	1,462
6.	Norwich.....	22,131	12	1,844
7.	Geneseo St.....	19,218	14	1,373
8.	Bowdoin.....	16,823	12	1,402
9.	Wis.-River Falls.....	14,395	17	847
10.	Wis.-Superior.....	12,493	12	1,041
11.	Wis.-Stevens Point.....	12,383	13	953
12.	Bethel (Minn.).....	10,713	13	824
13.	Wis.-Stout.....	10,468	13	805
14.	Elmira.....	9,375	13	721
15.	Colby.....	9,325	11	848
16.	Fredonia St.....	8,873	13	683
17.	Milwaukee Engr.....	7,565	14	540
18.	Mass.-Dartmouth.....	7,273	15	485
19.	Manhattanville.....	7,205	16	450
20.	Salem St.....	6,850	10	685
21.	Lawrence.....	6,708	14	479
22.	Skidmore.....	6,594	10	659
23.	Trinity (Conn.).....	6,419	11	584
24.	Castleton.....	6,401	13	492
25.	Wis.-Eau Claire.....	6,359	13	489
26.	St. Thomas (Minn.).....	6,071	15	405
27.	Gust. Adolphus.....	5,688	13	438
28.	Hamilton.....	5,680	11	516
29.	Potsdam St.....	5,675	8	709
30.	New England Col.....	5,600	14	400
31.	St. John's (Minn.).....	5,573	11	507
32.	St. Mary's (Minn.).....	4,992	13	384
33.	St. Olaf.....	4,773	13	367
34.	Buffalo St.....	4,742	14	339
35.	Wesleyan (Conn.).....	4,325	12	360
36.	Williams.....	4,300	11	391
37.	Wentworth Inst.....	4,283	15	286
38.	St. Scholastica.....	3,881	10	388
39.	Neumann.....	3,831	10	383
40.	Augsburg.....	3,751	16	234
41.	Hobart.....	3,601	14	257
42.	Curry.....	3,573	12	298
43.	Cortland St.....	3,322	10	332
44.	Fitchburg St.....	3,250	10	325
45.	Minn.-Crookston.....	3,037	12	253
46.	Mass.-Boston.....	3,035	16	190
47.	Connecticut Col.....	2,974	10	297
48.	Hamline.....	2,941	10	294
49.	Southern Me.....	2,871	13	221
50.	Lake Forest.....	2,870	11	261
51.	Plymouth St.....	2,831	13	218
52.	Suffolk.....	2,702	11	246
53.	Tufts.....	2,700	10	270
54.	Marian (Wis.).....	2,593	13	200
55.	Lebanon Valley.....	2,579	16	161
56.	Babson.....	2,549	12	212
57.	Western New Eng.....	2,486	14	178
58.	Amherst.....	2,450	12	204
59.	Nichols.....	2,401	10	240
60.	Concordia-M'head.....	2,389	11	217
61.	Brockport St.....	2,100	10	210
62.	Finlandia.....	1,775	13	137
63.	Northland.....	1,630	13	125
64.	Framingham St.....	1,597	8	200
65.	Johnson & Wales (R.I.).....	1,404	9	156
66.	Worcester St.....	1,340	12	112
67.	Salve Regina.....	1,268	10	127

Annual Home Attendance Leaders

Division I

BY AVERAGE ATTENDANCE

Season	Team	Avg.
1996	Minnesota.....	9,797
1997	Minnesota.....	10,260
1998	Minnesota.....	10,056
1999	Wisconsin.....	12,153
2000	Wisconsin.....	11,517
2001	Wisconsin.....	11,461
2002	Wisconsin.....	11,807
2003	Wisconsin.....	11,430
2004	Wisconsin.....	11,701
2005	Wisconsin.....	11,955
2006	Wisconsin.....	13,511
2007	Wisconsin.....	14,430

BY TOTAL ATTENDANCE

Season	Team	Attendance
2004	North Dakota.....	256,591
2005	Wisconsin.....	274,979
2006	Wisconsin.....	270,228
2007	Wisconsin.....	288,593

Division III

BY AVERAGE ATTENDANCE

Season	Team	Avg.
1996	Plattsburgh St.....	2,180
1997	Elmira.....	2,495
1998	Colby.....	2,077
1999	Plattsburgh St.....	1,773
2000	Elmira.....	1,897
2001	Middlebury.....	1,775
2002	Middlebury.....	1,974
2003	Norwich.....	1,785
2004	Middlebury.....	1,781
2005	Middlebury.....	1,614
2006	Middlebury.....	1,886
2007	Utica.....	2,108

BY TOTAL ATTENDANCE

Season	Team	Attendance
2004	Norwich.....	32,128
2005	Middlebury.....	30,661
2006	St. Norbert.....	29,603
2007	Middlebury.....	27,097

All-Time Single-Game Attendance Highs

Division I

No.	Team vs. Opponent, Location	Date
74,554	Michigan (3) vs. Michigan St. (3) (ot), Spartan Stadium, East Lansing, Mich.	Oct. 6, 2001

Division III

No.	Team vs. Opponent, Location	Date
5,516	St. Norbert (6) vs. Wis.-Stevens Point (1), De Pere, Wis.	Feb. 4, 2006

Women's Division I Records

Individual Records.....	108
Individual Leaders	108
Annual Individual Champions	113
Team Records	114
Team Leaders.....	115
Annual Team Champions.....	119
2007 Most Improved Teams.....	119
USA Today/AHCA Final Polls	120
USCHO.com Final Polls	120



Individual Records

Official NCAA women's ice hockey records began with the 2000-01 season and are based on information submitted to the NCAA statistics service by institutions participating in the statistics rankings. In statistical rankings, the rounding of percentages and/or averages may indicate ties where none exist. In these cases, the numerical order of the rankings is accurate.

Offense

POINTS SCORED

Game

10—Jennifer Botterill, Harvard vs. Boston College, Jan. 28, 2003; Nicole Corriero, Harvard vs. Union (N.Y.), Nov. 7, 2003

Season

114—Natalie Darwitz, Minnesota, 2005 (42 goals, 72 assists)

Career

285—Julie Chu, Harvard, 2003-05, 07 (88 goals, 197 assists)

#Did not play in 2005-06 season due to participation in 2006 Winter Olympics.

POINTS SCORED PER GAME

Season

3.50—Jennifer Botterill, Harvard, 2003 (112 in 32)

Career

3.07—Jennifer Botterill, Harvard, 2000-01, 02-03 (190 in 62)

GOALS SCORED

Game

6—Jenny Potter, Minn. Duluth vs. St. Cloud St., Dec. 18, 2002; Nicole Corriero, Harvard vs. Union (N.Y.), Nov. 17, 2003

Season

59—Nicole Corriero, Harvard, 2005 (36 games)

Career

150—Nicole Corriero, Harvard, 2002-05 (136 games)

GOALS SCORED PER GAME

Season

1.64—Nicole Corriero, Harvard, 2005 (59 in 36)

Career

1.44—Jennifer Botterill, Harvard, 2000-01, 2002-03 (89 in 62)

ASSISTS

Game

7—Jennifer Botterill, Harvard vs. Vermont, Nov. 8, 2002; Botterill, Harvard vs. Boston College, Jan. 28, 2003

Season

72—Natalie Darwitz, Minnesota, 2005 (40 games)

Career

197—Julie Chu, Harvard, 2003-05, 07 (129 games)

#Did not play in 2005-06 season due to participation in 2006 Winter Olympics.

ASSISTS PER GAME

Season

2.03—Jennifer Botterill, Harvard, 2003 (65 in 32)

Career

1.63—Jennifer Botterill, Harvard, 2000-01, 2002-03 (101 in 62)

POWER-PLAY GOALS

Game

3—Emma Laaksonen, Ohio St. vs. Wayne St. (Mich.), March 2, 2001; Melanie Salatino, Minn. St. Mankato vs. North Dakota, Oct. 17, 2003; Jenny Potter, Minn. Duluth vs. St. Cloud St., Dec. 8, 2003

Season

24—Nicole Corriero, Harvard, 2005

Career

47—Nicole Corriero, Harvard, 2002-05

SHORT-HANDED GOALS

Game

2—Caroline Ouellette, Minn. Duluth vs. North Dakota, Nov. 14, 2003

Season

7—Krissy Wendell, Minnesota, 2005

Career

16—Krissy Wendell, Minnesota, 2003-05

GAME-WINNING GOALS

Season

11—Jennifer Botterill, Harvard, 2003; Nicole Corriero, Harvard, 2005; Meghan Agosta, Mercyhurst, 2007

Career

27—Nicole Corriero, Harvard, 2002-05

Defense

SAVES

Game

73—Molly Schaus, Boston College vs. Harvard, Feb. 6, 2007

Season

1,332—Kami Cote, Vermont, 2004

Career

3,590—Shari Vogt, Minn. St. Mankato, 2001-04

SAVE PERCENTAGE

Season

.955—Christine Dufour, Wisconsin, 2007 (15 goals allowed, 316 saves)

Career (Min. 1,000 saves)

.932—Rita Schaublin, Minn. Duluth, 2004-07 (181 goals allowed, 2,494 saves)

GOALS-AGAINST AVERAGE

Season

0.83—Jessie Vetter, Wisconsin, 2007 (21 goals allowed, 1,511 minutes played)

Career (Min. 2,000 minutes)

1.09—Christine Dufour, Wisconsin, 2004-07 (57 goals allowed, 3,147 minutes played)

Miscellaneous

GOALIE WINNING PERCENTAGE

Season

*.971—Christine Dufour, Wisconsin, 2007 (16-0-1)

Career (Min. 30 wins)

*.885—Christine Dufour, Wisconsin, 2004-07 (45-5-2)

**Ties computed as half win, half loss.*

GOALIE WINS

Career

86—Melissa Bourdon, New Hampshire, 2004-07

GOALIE SHUTOUTS

Season

10—Melissa Bourdon, New Hampshire, 2006; Kira Hurley, Clarkson, 2006; Jessie Vetter, Wisconsin, 2007

Career

30—Melissa Bourdon, New Hampshire, 2004-07

Individual Leaders

SINGLE-GAME RECORDS

Offense

POINTS

No.	Player, Team vs. Opponent	Date
10	Jennifer Botterill, Harvard vs. Boston College	Jan. 28, 2003
10	Nicole Corriero, Harvard vs. Union (N.Y.)	Nov. 7, 2003
9	Meghan Hunter, Wisconsin vs. Boston College	Jan. 26, 2002
9	Jennifer Botterill, Harvard vs. Vermont	Nov. 8, 2002
9	Gina Kingsbury, St. Lawrence vs. Union (N.Y.)	March 6, 2004
8	Rebecca Russell, St. Lawrence vs. Union (N.Y.)	March 6, 2004
8	Julie Chu, Harvard vs. Rensselaer	Oct. 28, 2007
8	Sarah Vaillancourt, Harvard vs. Rensselaer	Oct. 28, 2007
	Many with 7	

GOALS

No.	Player, Team vs. Opponent	Date
6	Jenny Potter, Minn. Duluth vs. St. Cloud St.	Dec. 18, 2002

No.	Player, Team vs. Opponent	Date
6	Nicole Corriero, Harvard vs. Union (N.Y.)	Nov. 17, 2003
5	Katie Guay, Brown vs. Yale	Jan. 11, 2002
5	Angela Ruggiero, Harvard vs. Wayne St. (Mich.)	Jan. 4, 2003
5	Angela Ruggiero, Harvard vs. Cornell	March 7, 2003
5	Jenny Potter, Minn. Duluth vs. St. Cloud St.	Jan. 25, 2004
5	Nicole Corriero, Harvard vs. Dartmouth	Feb. 5, 2005
5	Megan Picinic, Robert Morris vs. Chatham	Oct. 27, 2006
5	Sarah Vaillancourt, Harvard vs. Cornell	Feb. 9, 2007

ASSISTS

No.	Player, Team vs. Opponent	Date
7	Jennifer Botterill, Harvard vs. Vermont	Nov. 8, 2002
7	Jennifer Botterill, Harvard vs. Boston College	Jan. 28, 2003
6	Meghan Hunter, Wisconsin vs. Bemidji St.	Nov. 18, 2000
6	Jenny Potter, Minn. Duluth vs. St. Cloud St.	Feb. 1, 2003
6	Julie Chu, Harvard vs. Cornell	March 3, 2003
6	Caroline Ouellette, Minn. Duluth vs. North Dakota	Oct. 15, 2004
6	Kim Pearce, Princeton vs. Cornell	Dec. 2, 2005
6	Maria Olausson, Robert Morris vs. Chatham	Oct. 27, 2006
6	Julie Chu, Harvard vs. Rensselaer	Oct. 28, 2006

POWER-PLAY GOALS

No.	Player, Team vs. Opponent	Date
3	Emma Laaksonen, Ohio St. vs. Wayne St. (Mich.)	March 2, 2001
3	Melanie Salatino, Minn. St. Mankato vs. North Dakota	Oct. 17, 2003
3	Jenny Potter, Minn. Duluth vs. St. Cloud St.	Dec. 8, 2003

SHORT-HANDED GOALS

No.	Player, Team vs. Opponent	Date
2	Caroline Ouellette, Minn. Duluth vs. North Dakota	Nov. 14, 2003

Defense

SAVES

No.	Player, Team vs. Opponent	Date
73	Molly Schaus, Boston College vs. Harvard	Feb. 6, 2007
72	Rebecca Lahar, Colgate vs. Mercyhurst	Jan. 12, 2003
72	Rebecca Lahar, Colgate vs. Harvard	March 1, 2003
70	Stephanie Boulay, Sacred Heart vs. Maine	Jan. 8, 2005
68	Stephanie Boulay, Sacred Heart vs. Quinnipiac	Feb. 28, 2004
67	Brittany Martin, Harvard vs. Wisconsin	March 10, 2007
66	Kami Cote, Vermont vs. Wisconsin	Oct. 10, 2003
65	Stephanie Boulay, Sacred Heart vs. Wayne St. (Mich.)	March 6, 2004
63	Katie Nichols, Vermont vs. Wisconsin	Oct. 15, 2005

SEASON RECORDS

Offense

POINTS

Player, Team	Year	GP	G	A	Pts.
Natalie Darwitz, Minnesota	2005	40	42	72	114
Jennifer Botterill, Harvard	2003	32	47	65	112
Krissy Wendell, Minnesota	2005	40	43	61	104
Julie Chu, Harvard	2003	34	42	51	93
Nicole Corriero, Harvard	2005	36	59	32	91
Jenny Potter, Minn. Duluth	2003	36	31	57	88
Angela Ruggiero, Harvard	2003	34	29	54	83
Caroline Ouellette, Minn. Duluth	2005	33	32	48	80
Jennifer Botterill, Harvard	2001	30	42	36	78
Meghan Hunter, Wisconsin	2001	35	42	36	78
Krissy Wendell, Minnesota	2004	36	36	42	78

POINTS PER GAME

Player, Team	Year	GP	G	A	Pts.	PPG
Jennifer Botterill, Harvard	2003	32	47	65	112	3.50
Natalie Darwitz, Minnesota	2005	40	42	72	114	2.85
Julie Chu, Harvard	2003	34	42	51	93	2.74
Jennifer Botterill, Harvard	2001	30	42	36	78	2.60
Krissy Wendell, Minnesota	2005	40	43	61	104	2.60
Nicole Corriero, Harvard	2005	36	59	32	91	2.53
Jenny Potter, Minn. Duluth	2003	36	31	57	88	2.44
Angela Ruggiero, Harvard	2003	34	29	54	83	2.44
Caroline Ouellette, Minn. Duluth	2005	33	32	48	80	2.42
Tammy Shewchuk, Harvard	2001	31	29	46	75	2.42
Caroline Ouellette, Minn. Duluth	2004	32	29	47	76	2.38

GOALS

Player, Team	Year	Goals
Nicole Corriero, Harvard	2005	59
Jennifer Botterill, Harvard	2003	47
Krissy Wendell, Minnesota	2005	43
Jennifer Botterill, Harvard	2001	42
Megan Hunter, Wisconsin	2001	42
Julie Chu, Harvard	2003	42
Nicole Corriero, Harvard	2004	42
Natalie Darwitz, Minnesota	2005	42
Maria Rooth, Minn. Duluth	2001	41
Katie Weatherston, Dartmouth	2005	38
Meghan Agosta, Mercyhurst	2007	38

GOALS PER GAME

Player, Team	Year	GP	G	GPG
Nicole Corriero, Harvard	2005	36	59	1.64
Jennifer Botterill, Harvard	2003	32	47	1.47
Jennifer Botterill, Harvard	2001	30	42	1.40
Maria Rooth, Minn. Duluth	2001	32	41	1.28
Julie Chu, Harvard	2003	34	42	1.24

Player, Team	Year	GP	G	GPG
Katie Weatherston, Dartmouth	2005	31	38	1.23
Meghan Hunter, Wisconsin	2001	35	42	1.20
Nicole Corriero, Harvard	2004	35	42	1.20
Michelle Panella, Sacred Heart	2005	25	29	1.16
Carly Haggard, Dartmouth	2002	32	37	1.16

ASSISTS

Player, Team	Year	Assists
Natalie Darwitz, Minnesota	2005	72
Jennifer Botterill, Harvard	2003	65
Krissy Wendell, Minnesota	2005	61
Jenny Potter, Minn. Duluth	2003	57
Julie Chu, Harvard	2005	57
Angela Ruggiero, Harvard	2003	54
Julie Chu, Harvard	2003	51
Caroline Ouellette, Minn. Duluth	2005	48
Sara Bauer, Wisconsin	2007	48
Julie Chu, Harvard	2007	48
Caroline Ouellette, Minn. Duluth	2004	47
Tammy Shewchuk, Harvard	2001	46

ASSISTS PER GAME

Player, Team	Year	GP	A	APG
Jennifer Botterill, Harvard	2003	32	65	2.03
Natalie Darwitz, Minnesota	2005	40	72	1.80
Julie Chu, Harvard	2005	33	57	1.73
Julie Chu, Harvard	2007	30	48	1.60
Angela Ruggiero, Harvard	2003	34	54	1.59
Jenny Potter, Minn. Duluth	2003	36	57	1.58
Krissy Wendell, Minnesota	2005	40	61	1.53
Julie Chu, Harvard	2003	34	51	1.51
Tammy Shewchuk, Harvard	2001	31	46	1.48
Caroline Ouellette, Minn. Duluth	2004	32	47	1.47
Caroline Ouellette, Minn. Duluth	2005	33	48	1.45
Sarah Vaillancourt, Harvard	2005	29	42	1.45

POWER-PLAY GOALS

Player, Team	Year	PPG
Nicole Corriero, Harvard	2005	24
Emma Laaksonen, Ohio St.	2001	17
Valerie Chouinard, Mercyhurst	2007	17
Noemie Marin, Minn. Duluth	2005	16
Kelly Stephens, Minnesota	2005	16
Meghan Agosta, Mercyhurst	2007	16
Jenny Brine, Harvard	2007	16
Jeni Creary, Ohio St.	2005	15
Katie Weatherston, Dartmouth	2005	15
Jennifer Hitchcock, New Hampshire	2007	15
Sarah Vaillancourt, Harvard	2005	14
Krissy Wendell, Minnesota	2005	14
Jennifer Hitchcock, New Hampshire	2006	14
Sarah Vaillancourt, Harvard	2007	14

SHORT-HANDED GOALS

Player, Team	Year	SHG
Krissy Wendell, Minnesota	2005	7
Krissy Wendell, Minnesota	2004	6
Ashley Riggs, Niagara	2005	6
Jana Harrigan, Ohio St.	2006	6
Meghan Agosta, Mercyhurst	2007	6
Allie Thunstrom, Boston College	2007	6
Natalie Darwitz, Minnesota	2005	5
Jenny Potter, Minn. Duluth	2003	4
Caroline Ouellette, Minn. Duluth	2004	4
Jenny Potter, Minn. Duluth	2004	4
Meghan Fardelmann, Boston College	2007	4
Bobbi Ross, Minnesota	2007	4
Many with 3		

GAME-WINNING GOALS

Team, Player	Year	GWG
Jennifer Botterill, Harvard	2003	11
Nicole Corriero, Harvard	2005	11
Meghan Agosta, Mercyhurst	2007	11
Nicole Corriero, Harvard	2004	10
Jenny Potter, Minnesota	2004	10
Brooke Whitney, Northeastern	2002	9
Erika Holst, Minn. Duluth	2003	9
Krissy Wendell, Minnesota	2004	9
Natalie Darwitz, Minnesota	2005	9
Caroline Ouellette, Minn. Duluth	2005	9
Krissy Wendell, Minnesota	2005	9

Defense

SAVES

Player, Team	Year	Saves
Kami Cote, Vermont.....	2004	1,332
Marisa Hourihan, Northeastern.....	2005	1,235
Allison Rutledge, Niagara.....	2006	1,103
Kami Cote, Vermont.....	2005	1,092
Rebecca Lahar, Colgate.....	2003	1,083
Brittini Kehler, Minn. St. Mankato.....	2007	1,083
Shari Vogt, Minn. St. Mankato.....	2004	1,030
Allison Rutledge, Niagara.....	2007	1,019
Laura Gieselman, St. Cloud St.....	2001	1,014
Mel Courtemanche, Quinnipiac.....	2002	986
Emily Brookshaw, Bemidji St.....	2007	985
Tiffany Hayes, Vermont.....	2003	983
Brittany Wilson, Connecticut.....	2007	968
Tiffany Hayes, Vermont.....	2002	956
Brittany Kirkham, North Dakota.....	2007	944

SAVE PERCENTAGE

Player, Team	Year	GA	Saves	Pct.
Christine Dufour, Wisconsin.....	2007	15	316	.955
Jessie Vetter, Wisconsin.....	2007	21	423	.953
Chanda Gunn, Northeastern.....	2002	41	772	.950
Jody Horak, Minnesota.....	2002	26	464	.947
Brenda Reinen, Minnesota.....	2002	25	429	.945
Brittany Martin, Harvard.....	2007	32	536	.944
Kim Hanlon, Minnesota.....	2006	19	314	.943
Ritta Schaublin, Minn. Duluth.....	2006	51	838	.943
Ritta Schaublin, Minn. Duluth.....	2005	39	638	.942
Jess Moffatt, St. Lawrence.....	2006	26	419	.942
Pam Dreyer, Brown.....	2001	39	624	.941
Kim Martin, Minn. Duluth.....	2007	32	507	.941
Desirae Clark, Mercyhurst.....	2005	32	504	.940
Chanda Gunn, Northeastern.....	2004	56	842	.938
Pam Dreyer, Brown.....	2002	29	435	.938

GOALS-AGAINST AVERAGE

Player, Team	Year	Mins.	GA	Avg.
Jessie Vetter, Wisconsin.....	2007	1,511	21	0.83
Christine Dufour, Wisconsin.....	2007	1,026	15	0.88
Kim Hanlon, Minnesota.....	2006	1,017	19	1.12
Melissa Bourdon, New Hampshire.....	2006	1,924	38	1.18
Desirae Clark, Mercyhurst.....	2005	1,538	32	1.25
Meaghan Guckian, St. Lawrence.....	2006	993	21	1.27
Jess Moffatt, St. Lawrence.....	2006	1,220	26	1.28
Kira Hurley, Clarkson.....	2006	1,951	42	1.29
Jackie MacMillan, Wisconsin.....	2002	1,980	43	1.30
Chanda Gunn, Northeastern.....	2002	1,798	41	1.37
Meaghan Cahill, Dartmouth.....	2001	1,050	24	1.37
Brittany Martin, Harvard.....	2007	1,396	32	1.38
Meghan Horras, Wisconsin.....	2004	1,072	25	1.40
Brenda Reinen, Minnesota.....	2002	1,053	25	1.42
Jody Horak, Minnesota.....	2002	1,088	26	1.43

Miscellaneous

GOALIE WINNING PERCENTAGE

Player, Team	Year	W-L-T	Pct.*
Christine Dufour, Wisconsin.....	2007	16-0-1	.971
Laura Hosier, Mercyhurst.....	2007	27-2-2	.903
Jessie Vetter, Wisconsin.....	2007	20-1-3	.896
Jody Horak, Minnesota.....	2005	24-2-2	.893
Melissa Bourdon, New Hampshire.....	2006	28-3-1	.891
Jessica Ruddock, Harvard.....	2003	26-3-1	.883
Patricia Sautter, Minn. Duluth.....	2003	26-3-2	.871
Patricia Sautter, Minn. Duluth.....	2002	15-1-3	.868
Meghan Horras, Wisconsin.....	2006	16-2-1	.868
Amy Ferguson, Dartmouth.....	2001	12-2-0	.867
Tuula Puputti, Minn. Duluth.....	2001	28-3-4	.857
Christine Capuano, Dartmouth.....	2005	12-2-0	.857
Jess Moffatt, St. Lawrence.....	2006	18-3-0	.857
Jody Horak, Minnesota.....	2002	14-2-2	.833
Ali Boe, Harvard.....	2004	22-4-1	.833
Christine Dufour, Wisconsin.....	2004	12-2-1	.833

*Ties computed as half win, half loss.

GOALIE SHUTOUTS

Player, Team	Year	SHO
Melissa Bourdon, New Hampshire.....	2006	10
Kira Hurley, Clarkson.....	2006	10
Jessie Vetter, Wisconsin.....	2007	10
Meghan Horras, Wisconsin.....	2005	9
Desirae Clark, Mercyhurst.....	2002	8
Jody Horak, Minnesota.....	2005	8
Jackie MacMillan, Wisconsin.....	2002	7
Ali Boe, Harvard.....	2004	7
Desirae Clark, Mercyhurst.....	2004	7
Desirae Clark, Mercyhurst.....	2005	7
Riitta Schaublin, Minn Duluth.....	2005	7
Christine Dufour, Wisconsin.....	2007	7
Laura Hosier, Mercyhurst.....	2007	7
Chanda Gunn, Northeastern.....	2002	6
Roxanne Gaudiel, Princeton.....	2005	6
Brittany Martin, Harvard.....	2007	6

CAREER RECORDS

Offense

POINTS

Player, Team	Years	GP	G	A	Pts.
#Julie Chu, Harvard.....	2003-05, 07	129	88	197	285
Nicole Corriero, Harvard.....	2002-05	136	150	115	265
Natalie Darwitz, Minnesota.....	2003-05	99	102	144	246
Krissy Wendell, Minnesota.....	2003-05	101	106	131	237
Caroline Ouellette, Minn. Duluth.....	2003-05	97	92	137	229
Kelly Stephens, Minnesota.....	2002-05	148	97	121	218
Sara Bauer, Wisconsin.....	2004-07	152	80	138	218
Jennifer Botterill, Harvard.....	2000-01, 02-03	62	89	101	190
#Katie Weatherston, Dartmouth.....	2003-05, 07	124	113	72	185
Rebecca Russell, St. Lawrence.....	2002-05	142	76	102	178
Meghan Hunter, Wisconsin.....	2001-04	132	84	93	177
Noemie Marin, Minn. Duluth.....	2004-07	126	91	77	168
Karen Thatcher, Brown/Providence.....	2003; 04-06	132	65	102	167
CSabrina Harbec, St. Lawrence.....	2005-07	111	67	100	167
Teresa Marchese, Niagara/Mercyhurst.....	2002-03; 04-05	143	66	100	166
Maria Rooth, Minn. Duluth.....	2000-03	92	82	82	164
Carly Haggard, Dartmouth.....	2000-03	94	90	73	163
Jenny Potter, Minn. Duluth.....	2002-04	70	67	96	163
Rush Zimmerman, Providence.....	2002-05	135	73	89	162
Jana Harrigan, Ohio St.....	2003-06	145	68	92	160
#Gillian Apps, Dartmouth.....	2003-05, 07	113	90	68	158
Jessica Link, Brown.....	2002-05	125	83	74	157
Jessica Koizumi, Minn. Duluth.....	2004-07	132	84	71	155
Gretchen Anderson, Princeton.....	2001-04	107	87	66	153
Gina Kingsbury, St. Lawrence.....	2001-04	110	74	78	152

#Did not play in the 2005-06 season due to participation in 2006 Winter Olympics. CActive player.

POINTS PER GAME

(Must have completed collegiate career)

Player, Team	Years	GP	Pts.	PPG
Jennifer Botterill, Harvard.....	2000-01, 02-03	62	190	3.07
Natalie Darwitz, Minnesota.....	2003-05	99	246	2.49
Caroline Ouellette, Minn. Duluth.....	2003-05	97	229	2.36
Krissy Wendell, Minnesota.....	2003-05	101	237	2.35
Jenny Potter, Minn. Duluth.....	2002-04	70	163	2.33
#Julie Chu, Harvard.....	2003-05, 07	129	285	2.21
Angela Ruggiero, Harvard.....	2002-04	66	138	2.09
Maria Rooth, Minn. Duluth.....	2000-03	92	164	1.79
Carly Haggard, Dartmouth.....	2000-03	94	163	1.73
#Katie Weatherston, Dartmouth.....	2003-05, 07	124	185	1.49
Kelly Stephens, Minnesota.....	2002-05	148	218	1.47
Andrea Kilbourne, Princeton.....	2002-03	60	88	1.47
Sara Bauer, Wisconsin.....	2004-07	152	218	1.43
Gretchen Anderson, Princeton.....	2001-04	107	153	1.43
#Gillian Apps, Dartmouth.....	2003-05, 07	113	158	1.40
Gina Kingsbury, St. Lawrence.....	2001-04	110	152	1.38
Meghan Hunter, Wisconsin.....	2001-04	132	177	1.34
Noemie Marin, Minn. Duluth.....	2004-07	126	168	1.33
Kalen Ingram, Harvard.....	2000-03	89	115	1.29
Karen Thatcher, Brown/Providence.....	2003; 04-06	132	167	1.27
Michelle Panella, Sacred Heart.....	2004-07	106	134	1.26
Jessica Link, Brown.....	2002-05	125	157	1.26
Rebecca Russell, St. Lawrence.....	2002-05	142	178	1.25
Chelsea Grills, St. Lawrence.....	2004-07	104	125	1.20
Rush Zimmerman, Providence.....	2002-05	135	162	1.20

#Did not play in the 2005-06 season due to participation in 2006 Winter Olympics.

GOALS

Player, Team	Years	Games	Goals
Nicole Corriero, Harvard	2002-05	136	150
#Katie Weatherston, Dartmouth	2003-05, 07	124	113
Krissy Wendell, Minnesota	2003-05	101	106
Natalie Darwitz, Minnesota	2003-05	99	102
Kelly Stephens, Minnesota	2002-05	148	97
Caroline Ouellette, Minn. Duluth	2003-05	97	92
Noemie Marin, Minn. Duluth	2004-07	126	91
Carly Haggard, Dartmouth	2000-03	94	90
#Gillian Apps, Dartmouth	2003-05, 07	113	90
Jennifer Botterill, Harvard	2000-01; 02-03	62	89
#Julie Chu, Harvard	2003-05, 07	129	88
Gretchen Anderson, Princeton	2001-04	107	87
Jeni Creary, Ohio St.	2002-05	142	86
Meghan Hunter, Wisconsin	2001-04	132	84
Jessica Koizumi, Minn. Duluth	2004-07	132	84
Jessica Link, Brown	2002-05	125	83
Maria Rooth, Minn. Duluth	2000-03	92	82
Sara Bauer, Wisconsin	2004-07	152	80
Stephanie Jones, New Hampshire	2002-05	141	78
Rebecca Russell, St. Lawrence	2002-05	142	76
Michelle Panella, Sacred Heart	2004-07	106	76
Gina Kingsbury, St. Lawrence	2001-04	110	74
Rush Zimmerman, Providence	2002-05	135	73
Jennifer Hitchcock, New Hampshire	2005-07	109	69
Jana Harrigan, Ohio St.	2003-06	145	68

#Did not play in the 2005-06 season due to participation in 2006 Winter Olympics.

GOALS PER GAME

(Must have completed collegiate career)

Player, Team	Years	GP	G	GPG
Jennifer Botterill, Harvard	2000-01, 02-03	62	89	1.44
Nicole Corriero, Harvard	2002-05	136	150	1.10
Krissy Wendell, Minnesota	2003-05	101	106	1.05
Natalie Darwitz, Minnesota	2003-05	99	102	1.03
Carly Haggard, Dartmouth	2000-03	94	90	0.96
Jenny Potter, Minn. Duluth	2002-04	70	67	0.96
Caroline Ouellette, Minn. Duluth	2003-05	97	92	0.95
#Katie Weatherston, Dartmouth	2003-05, 07	124	113	0.91
Maria Rooth, Minn. Duluth	2000-03	92	82	0.89
Angela Ruggiero, Harvard	2002-04	66	54	0.82
Gretchen Anderson, Princeton	2001-04	107	87	0.81
#Gillian Apps, Dartmouth	2003-05, 07	113	90	0.80
Noemie Marin, Minn. Duluth	2004-07	126	91	0.72
Michelle Panella, Sacred Heart	2004-07	106	76	0.72
#Julie Chu, Harvard	2003-05, 07	129	88	0.68
Gina Kingsbury, St. Lawrence	2001-04	110	74	0.67
Jessica Link, Brown	2002-05	125	83	0.66
Kelly Stephens, Minnesota	2002-05	148	97	0.66
Meghan Hunter, Wisconsin	2001-04	132	84	0.64
Jessica Koizumi, Minn. Duluth	2004-07	132	84	0.64
Jeni Creary, Ohio St.	2002-05	142	86	0.61
Tiffany Hagge, Dartmouth	2003-06	115	64	0.56
Stephanie Jones, New Hampshire	2002-05	141	78	0.55
Rush Zimmerman, Providence	2002-05	135	73	0.54
Rebecca Russell, St. Lawrence	2002-05	142	76	0.54

#Did not play in the 2005-06 season due to participation in 2006 Winter Olympics.

ASSISTS

Player, Team	Years	GP	Assists
#Julie Chu, Harvard	2003-05, 07	129	197
Natalie Darwitz, Minnesota	2003-05	99	144
Sara Bauer, Wisconsin	2004-07	152	138
Caroline Ouellette, Minn. Duluth	2003-05	97	137
Krissy Wendell, Minnesota	2003-05	106	131
Kelly Stephens, Minnesota	2002-05	148	121
Nicole Corriero, Harvard	2002-05	136	115
Rebecca Russell, St. Lawrence	2002-05	142	102
Karen Thatcher, Brown/Providence	2003; 04-06	132	102
Jennifer Botterill, Harvard	2000-01, 02-03	62	101
Teresa Marchese, Niagara/Mercyhurst	2002-03; 04-05	143	100
♣Sabrina Harbec, St. Lawrence	2005-07	111	100
Jenny Potter, Minn. Duluth	2002-04	70	96
Meghan Hunter, Wisconsin	2001-04	132	93
Jana Harrigan, Ohio St.	2003-06	145	92
Rush Zimmerman, Providence	2002-05	135	89
Meaghan Mikkelsen, Wisconsin	2004-07	142	86
Angela Ruggiero, Harvard	2002-04	66	84
Maria Rooth, Minn. Duluth	2000-03	92	82
Kristen Thomas, New Hampshire	2000-03	138	82
Julia Colizza, Mercyhurst	2004-07	147	79

Player, Team	Years	GP	Assists
Gina Kingsbury, St. Lawrence	2001-04	110	78
Noemie Marin, Minn. Duluth	2004-07	126	77
Kim Pearce, Princeton	2004-07	126	77
Ashley Banfield, Ohio St.	2002-05	117	74
Carly Haggard, Dartmouth	2000-03	94	73
Jessica Link, Brown	2002-05	125	73
Amber Bowman, Northeastern	2004-07	144	73

#Did not play in the 2005-06 season due to participation in 2006 Winter Olympics.

ASSISTS PER GAME

(Must have completed collegiate career)

Player, Team	Years	GP	A	APG
Jennifer Botterill, Harvard	2000-01, 02-03	62	101	1.63
#Julie Chu, Harvard	2003-05, 07	129	197	1.53
Natalie Darwitz, Minnesota	2003-05	99	144	1.45
Caroline Ouellette, Minn. Duluth	2003-05	97	137	1.41
Jenny Potter, Minn. Duluth	2002-04	70	96	1.37
Angela Ruggiero, Harvard	2002-04	66	84	1.27
Krissy Wendell, Minnesota	2003-05	106	131	1.24
Sara Bauer, Wisconsin	2004-07	152	138	0.91
Maria Rooth, Minn. Duluth	2000-03	92	82	0.89
Nicole Corriero, Harvard	2002-05	136	115	0.85
Kelly Stephens, Minnesota	2002-05	148	121	0.82
Kim Insalaco, Brown	2000-03	89	70	0.79
Carly Haggard, Dartmouth	2000-03	94	77	0.78
Kalen Ingram, Harvard	2000-03	89	69	0.78
Karen Thatcher, Brown/Providence	2003; 04-06	132	102	0.77
Rebecca Russell, St. Lawrence	2002-05	142	102	0.72
Meghan Hunter, Wisconsin	2001-04	132	93	0.70
Teresa Marchese, Niagara/Mercyhurst	2002-03; 04-05	143	100	0.70
Chelsea Grills, St. Lawrence	2004-07	104	72	0.69
Kendra Antony, Wisconsin	2000-03	102	69	0.68
Kerry Weiland, Wisconsin	2000-03	100	65	0.65
Jana Harrigan, Ohio St.	2003-06	145	92	0.63
Ashley Banfield, Ohio St.	2002-05	117	74	0.63
Gretchen Anderson, Princeton	2001-04	107	66	0.62
Noemie Marin, Minn. Duluth	2004-07	126	77	0.61
Kim Pearce, Princeton	2004-07	126	77	0.61
Meaghan Mikkelsen, Wisconsin	2004-07	142	86	0.61

#Did not play in the 2005-06 season due to participation in 2006 Winter Olympics.

POWER-PLAY GOALS

Player, Team	Years	PPG
Nicole Corriero, Harvard	2002-05	47
#Katie Weatherston, Dartmouth	2003-05, 07	42
Jeni Creary, Ohio St.	2002-05	39
Noemie Marin, Minn. Duluth	2004-07	36
♣Jennifer Hitchcock, New Hampshire	2005-07	35
Krissy Wendell, Minnesota	2003-05	33
Kelly Stephens, Minnesota	2002-05	32
Rush Zimmerman, Providence	2002-05	31
Meghan Hunter, Wisconsin	2001-04	29
Natalie Darwitz, Minnesota	2003-05	29
#Sarah Vaillancourt, Harvard	2005, 07	28
Jessica Koizumi, Minn. Duluth	2004-07	27
Caroline Ouellette, Minn. Duluth	2003-05	25
#Julie Chu, Harvard	2003-05, 07	25
♣Jenny Brine, Harvard	2006-07	25
♣Valerie Chouinard, Mercyhurst	2006-07	24
Emma Laaksonen, Ohio St.	2001-04	23
Emilie Berlinguette, St. Lawrence	2003-06	23
Stefanie Bourbeau, Mercyhurst	2004-07	23
Crystal Connors, St. Lawrence	2004-07	23
Melissa Boal, Wayne St. (Mich.)	2006-07	23
Shana Frost, Ohio St.	2000-03	22
Karen Thatcher, Brown/Providence	2003; 2004-06	22
Jaclyn Hawkins, Connecticut	2005-07	22
Ashley Shaidle, Clarkson	2004-07	22

#Did not play in the 2005-06 season due to participation in 2006 Winter Olympics. ♣Active player.

SHORT-HANDED GOALS

Player, Team	Years	SHG
Krissy Wendell, Minnesota	2003-05	16
Caroline Ouellette, Minn. Duluth	2003-05	10
Jenny Potter, Minn. Duluth	2002-04	8
Karen Thatcher, Brown/Providence	2003; 2004-06	8
Natalie Darwitz, Minnesota	2003-05	7
#Katie Weatherston, Dartmouth	2003-05, 07	7
Sara Bauer, Wisconsin	2004-07	7
♣Bobbi Ross, Minnesota	2005-07	7

Player, Team	Years	SHG
Kelly Stephens, Minnesota	2002-05	6
#Ashley Riggs, Niagara	2005, 07	6
Jana Harrigan, Ohio St.	2003-06	6
CSabrina Harbec, St. Lawrence	2005-07	6
Nicole Corriero, Harvard	2002-05	5
Jessica Link, Brown	2002-05	5
Rebecca Russell, St. Lawrence	2002-05	5
Julia Colizza, Mercyhurst	2004-07	5
CSam Hunt, Colgate	2005-07	5

#Did not play in the 2005-06 season due to participation in 2006 Winter Olympics. CActive player.

GAME-WINNING GOALS

Player, Team	Years	GWG
Nicole Corriero, Harvard	2002-05	27
Krissy Wendell, Minnesota	2003-05	24
Stephanie Jones, New Hampshire	2002-05	23
#Katie Weatherston, Dartmouth	2003-05, 07	21
Rebecca Russell, St. Lawrence	2002-05	20
Natalie Darwitz, Minnesota	2003-05	18
Sara Bauer, Wisconsin	2004-07	18
Jeni Creary, Ohio St.	2002-05	17
Kelly Stephens, Minnesota	2002-05	17
CJinelle Zaugg, Wisconsin	2005-07	17
Gretchen Anderson, Princeton	2001-04	16
Jessica Koizumi, Minn. Duluth	2004-07	16
CSabrina Harbec, St. Lawrence	2005-07	16
CBobbi Ross, Minnesota	2005-07	16
Carly Haggard, Dartmouth	2000-03	15
Meghan Hunter, Wisconsin	2001-04	15
Jackie Friesen, Wisconsin	2002-05	15
Stefanie Bourbeau, Mercyhurst	2004-07	15
Ashley Shaidle, Clarkson	2004-07	15
Gina Kingsbury, St. Lawrence	2001-04	14
Sara McDonald, Mercyhurst	2002-05	14
Teresa Marchese, Niagara/Mercyhurst	2002-03; 04-05	14
#Gillian Apps, Dartmouth	2003-05, 07	14
Sonny Watrous, Providence	2004-07	14
Jenny Potter, Minn. Duluth	2002-04	13
Caroline Ouellette, Minn. Duluth	2003-05	13
Karen Thatcher, Brown/Providence	2003; 2004-06	13
Chelsea Grills, St. Lawrence	2004-07	13
Kim Pearce, Princeton	2004-07	13

#Did not play in the 2005-06 season due to participation in 2006 Winter Olympics. CActive player.

Defense

SAVES

Player, Team	Years	Saves
Shari Vogt, Minn. St. Mankato	2001-04	3,590
Allison Rutledge, Niagara	2004-07	3,405
Kami Cote, Vermont	2002-05	3,175
Sarah Love, Yale	2003-06	3,088
Rachel Barrie, St. Lawrence	2001-04	3,059
Rebecca Lahar, Colgate	2002-05	3,028
Stephanie Boulay, Sacred Heart	2004-07	2,924
Jana Bugden, Providence	2003-04, 06-07	2,554
Anna VanderMarliere, Wayne St. (Mich.)	2001-04	2,517
Riitta Schaublin, Minn. Duluth	2004-07	2,494
Chanda Gunn, Northeastern	2001-04	2,447
Jen Huggon, New Hampshire	2000-03	2,355
CBrittini Kehler, Minn. St. Mankato	2005-07	2,300
Kira Hurley, Clarkson	2004-07	2,288
Melissa Glaser, Ohio St.	2002-05	2,271
Erika Vanderveer, Ohio St.	2004-07	2,268
Kaitlyn Shain, Connecticut	2003-06	2,267
Jody Horak, Minnesota	2002-05	2,238
Laura Gieselman, St. Cloud St.	2000-03	2,203
Lauri St. Jacques, St. Cloud St.	2004-07	2,073
Megan Van Beusekom, Princeton	2001-04	2,072
Melissa Bourdon, New Hampshire	2004-07	2,060
Jackie MacMillan, Wisconsin	2000-03	2,017
CEmily Brookshaw, Bemidji St.	2005-07	1,980
Ali Boe, Harvard	2003-06	1,835

CActive player.

SAVE PERCENTAGE

(Min. 1,000 Saves; Must have completed collegiate career)

Player, Team	Years	Shots	Saves	Avg.
Riitta Schaublin, Minn. Duluth	2004-07	2,675	2,494	.9323
Jody Horak, Minnesota	2002-05	2,402	2,238	.93172
Desirae Clark, Mercyhurst	2002-05	1,917	1,786	.93166
Chanda Gunn, Northeastern	2001-04	2,627	2,447	.931
Tiffany Ribble, Mercyhurst	2000-03	1,294	1,202	.929
Tania Pinelli, Niagara	2000-02	1,541	1,431	.929
Rachel Barrie, St. Lawrence	2001-04	3,304	3,059	.926
Pam Dreyer, Brown	2000-03	1,857	1,719	.926
Meghan Horras, Wisconsin	2003-06	1,396	1,291	.925
Jen Huggon, New Hampshire	2000-03	2,548	2,355	.924
Roxanne Gaudiel, Princeton	2003-06	1,593	1,472	.924
Kira Hurley, Clarkson	2004-07	2,481	2,288	.922
Allison Rutledge, Niagara	2004-07	3,693	3,405	.922
Kaitlyn Shain, Connecticut	2003-06	2,461	2,267	.921
Brook Wheeler, Colgate	2004-07	1,763	1,624	.921
Megan Van Beusekom, Princeton	2001-04	2,250	2,072	.921
Laura Hosier, Mercyhurst	2004-07	1,332	1,226	.920
Ali Boe, Harvard	2003-06	1,996	1,835	.919
Amy Ferguson, Dartmouth	2000-03	1,772	1,628	.919
Lara Smart, Maine	2000-03	1,864	1,710	.917
Kami Cote, Vermont	2002-05	3,461	3,175	.917
Shari Vogt, Minn. St. Mankato	2001-04	3,919	3,590	.916
Melissa Bourdon, New Hampshire	2004-07	2,250	2,060	.916
Jackie MacMillan, Wisconsin	2000-03	2,204	2,017	.915
Sarah Love, Yale	2003-06	3,376	3,088	.915

(Note: Christine Dufour of Wisconsin completed her career with a save percentage of .941, but finished with 907 saves.)

GOALS-AGAINST AVERAGE

(Min. 2,000 Minutes; Must have completed collegiate career)

Player, Team	Years	Mins.	GA	Avg.
Christine Dufour, Wisconsin	2004-07	3,147	57	1.09
Desirae Clark, Mercyhurst	2002-05	5,340	131	1.47
Laura Hosier, Mercyhurst	2004-07	4,224	106	1.51
Tiffany Ribble, Mercyhurst	2000-03	3,488	92	1.58
Meghan Horras, Wisconsin	2003-06	3,927	105	1.60
Jess Moffatt, St. Lawrence	2005-06	2,238	60	1.61
Jody Horak, Minnesota	2002-05	6,117	164	1.61
Melissa Bourdon, New Hampshire	2004-07	7,022	190	1.62
Patricia Sautter, Minn. Duluth	2001-03	2,894	79	1.64
Tania Pinelli, Niagara	2000-02	3,911	110	1.69
Roxanne Gaudiel, Princeton	2003-06	4,269	121	1.70
Ali Boe, Harvard	2003-06	5,475	161	1.76
Chanda Gunn, Northeastern	2001-04	5,519	166	1.80
Riitta Schaublin, Minn. Duluth	2004-07	6,015	181	1.81
Kira Hurley, Clarkson	2004-07	6,213	193	1.86
Jen Huggon, New Hampshire	2001-03	6,133	193	1.89
Jackie MacMillan, Wisconsin	2000-03	5,858	187	1.92
Pam Dreyer, Brown	2000-03	4,271	138	1.94
Jessica Ruddock, Harvard	2000-03	3,698	122	1.98
Amy Ferguson, Dartmouth	2000-03	4,365	152	2.09
Jana Bugden, Providence	2003-04, 06-07	6,631	245	2.22
Brook Wheeler, Colgate	2004-07	3,721	139	2.24
Katie Germain, Brown	2001-04	3,256	123	2.27
Amy Thomas, Providence	2002-05	3,383	131	2.32
Kaitlyn Shain, Connecticut	2003-06	4,893	194	2.38

Miscellaneous

GOALIE WINNING PERCENTAGE

(Min. 30 Wins; Must have completed collegiate career)

Player, Team	Years	W-L-T	Pct.*
Christine Dufour, Wisconsin	2004-07	45-5-2	.885
Patricia Sautter, Minn. Duluth	2001-03	41-4-5	.870
Jody Horak, Minnesota	2002-05	83-14-6	.835
Laura Hosier, Mercyhurst	2004-07	53-10-7	.807
Tuula Puputti, Minn. Duluth	2000-02	37-8-4	.796
Melissa Bourdon, New Hampshire	2004-07	86-19-11	.789
Amy Ferguson, Dartmouth	2000-03	58-16-2	.776
Jessica Ruddock, Harvard	2000-03	48-14-1	.770
Meghan Horras, Wisconsin	2003-06	48-13-4	.769
Desirae Clark, Mercyhurst	2002-05	63-18-7	.756
Ali Boe, Harvard	2003-06	63-21-5	.736
Amy Thomas, Providence	2002-05	36-15-1	.702
Riitta Schaublin, Minn. Duluth	2004-07	65-27-8	.690
Tiffany Ribble, Mercyhurst	2000-03	37-16-4	.684

Player, Team	Years	W-L-T	Pct.*
Jackie MacMillan, Wisconsin	2000-03	62-26-11	.682
Rachel Barrie, St. Lawrence	2001-04	78-34-11	.679
Dawn Froats, Maine	2000-03	27-12-3	.679
Roxanne Gaudiel, Princeton	2003-06	41-18-9	.669
Katie Germain, Brown	2001-04	34-17-3	.657
Tania Pinelli, Niagara	2000-02	41-20-6	.657
Pam Dreyer, Brown	2000-03	40-23-8	.620
Jen Huggon, New Hampshire	2000-03	60-36-7	.617
Jana Bugden, Providence	2003-04, 06-07	58-42-12	.571
Erika Vanderveer, Ohio St.	2004-07	42-33-11	.552
Alison Quandt, Boston College	2003-06	31-25-7	.548

*Ties computed as half win, half loss.

GOALIE WINS

Player, Team	Years	Wins
Melissa Bourdon, New Hampshire	2004-07	86
Jody Horak, Minnesota	2002-05	83
Rachel Barrie, St. Lawrence	2001-04	78
Riitta Schaublin, Minn. Duluth	2004-07	65
Desirae Clark, Mercyhurst	2002-05	63
Ali Boe, Harvard	2003-06	63
Jackie MacMillan, Wisconsin	2000-03	62
Jen Huggon, New Hampshire	2001-03	60
Amy Ferguson, Dartmouth	2000-03	58
Jana Bugden, Providence	2003-04, 06-07	58
Laura Hosier, Mercyhurst	2004-07	53
Jessica Ruddock, Harvard	2000-03	48
Meghan Horras, Wisconsin	2003-06	48
Kira Hurley, Clarkson	2004-07	48
Christine Dufour, Wisconsin	2004-07	45

Player, Team	Years	Wins
Megan Van Beusekom, Princeton	2001-04	43
Erika Vanderveer, Ohio St.	2004-07	42
Patricia Sautter, Minn. Duluth	2000-03	41
Roxanne Gaudiel, Princeton	2003-06	41
Pam Dreyer, Brown	2000-03	40
Sarah Love, Yale	2003-06	40
Chanda Gunn, Northeastern	2001-04	38
Allison Rutledge, Niagara	2004-07	38
Tiffany Ribble, Mercyhurst	2000-03	37
Amy Thomas, Providence	2002-05	36

GOALIE SHUTOUTS

Player, Team	Years	SH
Melissa Bourdon, New Hampshire	2004-07	30
Desirae Clark, Mercyhurst	2002-05	24
Jody Horak, Minnesota	2002-05	20
Kira Hurley, Clarkson	2004-07	20
Christine Dufour, Wisconsin	2004-07	18
Ali Boe, Harvard	2003-06	17
Riitta Schaublin, Minn. Duluth	2004-07	17
Meghan Horras, Wisconsin	2003-06	16
Pam Dreyer, Brown	2000-03	15
Jessie Vetter, Wisconsin	2006-07	15
Jackie MacMillan, Wisconsin	2000-03	14
Rebecca Lahar, Colgate	2002-05	13
Jana Bugden, Providence	2003-04, 06-07	13
Roxanne Gaudiel, Princeton	2003-06	12
Sarah Love, Yale	2003-06	12
Kaitlyn Shain, Connecticut	2003-06	12

cActive player.

Annual Individual Champions

Offense

POINTS PER GAME

Year	Player, Team	GP	G	A	Pts.	Avg.
2001	Jennifer Botterill, Harvard	30	32	36	78	2.60
2002	Carly Haggard, Dartmouth	32	37	34	71	2.22
2003	Jennifer Botterill, Harvard	32	47	65	112	3.50
2004	Caroline Ouellette, Minn. Duluth	32	29	47	76	2.38
2005	Natalie Darwitz, Minnesota	40	42	72	114	2.85
2006	Jennifer Hitchcock, New Hampshire	37	30	36	66	1.78
2007	Julie Chu, Harvard	30	18	48	66	2.20

GOALS PER GAME

Year	Player, Team	G	Goals	Avg.
2001	Jennifer Botterill, Harvard	30	42	1.40
2002	Carly Haggard, Dartmouth	32	37	1.16
2003	Jennifer Botterill, Harvard	32	47	1.47
2004	Nicole Corriero, Harvard	35	42	1.20
2005	Nicole Corriero, Harvard	36	59	1.64
2006	Gina Arnone, Sacred Heart	24	23	0.96
2007	Meghan Agosta, Mercyhurst	35	38	1.09

ASSISTS PER GAME

Year	Player, Team	G	Assists	Avg.
2001	Tammy Shewchuk, Harvard	31	46	1.48
2002	Kalen Ingram, Harvard	31	34	1.10
2003	Jennifer Botterill, Harvard	32	65	2.03
2004	Caroline Ouellette, Minn. Duluth	32	47	1.47
2005	Natalie Darwitz, Minnesota	40	72	1.80
2006	Sabrina Harbec, St. Lawrence	36	36	1.00
2007	Julie Chu, Harvard	30	48	1.60

POWER-PLAY GOALS

Year	Player, Team	Games	PPG
2001	Emma Laaksonen, Ohio St.	34	17
2002	Valerie Hall, Niagara	34	13
2003	Julie Chu, Harvard	34	11
2004	Nicole Corriero, Harvard	35	13
2005	Nicole Corriero, Harvard	36	24
2006	Jennifer Hitchcock, New Hampshire	37	14
2007	Valerie Chouinard, Mercyhurst	35	17

SHORT-HANDED GOALS

Year	Player, Team	Games	SHG
2001	Jennifer Botterill, Harvard	30	3
	Amber Fryklund, Bemidji St.	34	3
	Brooke Whitney, Northeastern	32	3
2002	Brooke Bradburn, Niagara	30	3
	Kimberly Berry, Connecticut	35	3
	Brooke Whitney, Northeastern	35	3
2003	Jenny Potter, Minn. Duluth	36	4
2004	Krissy Wendell, Minnesota	36	6
2005	Krissy Wendell, Minnesota	40	7
2006	Jana Harrigan, Ohio St.	36	6
2007	Meghan Agosta, Mercyhurst	35	6
	Allie Thunstrom, Boston College	36	6

GAME-WINNING GOALS

Year	Player, Team	Games	GWG
2001	Brooke Whitney, Northeastern	32	7
	Jennifer Botterill, Harvard	30	7
2002	Brooke Whitney, Northeastern	35	9
2003	Jennifer Botterill, Harvard	32	11
2004	Nicole Corriero, Harvard	35	10
2005	Nicole Corriero, Harvard	36	11
2006	Erica McKenzie, Minnesota	41	8
	Jinelle Zaugg, Wisconsin	41	8
2007	Meghan Agosta, Mercyhurst	35	11

Defense

SAVE PERCENTAGE

Year	Player, Team	Games	GA	Svs.	Pct.
2001	Pam Dreyer, Brown	25	39	624	.941
2002	Chanda Gunn, Northeastern	31	41	772	.950
2003	Tiffany Ribble, Mercyhurst	23	33	449	.932
2004	Chanda Gunn, Northeastern	27	56	842	.938
2005	Riitta Schaublin, Minn. Duluth	26	39	638	.942
2006	Kim Hanlon, Minnesota	19	19	314	.943
2007	Christine Dufour, Wisconsin	17	15	316	.955

GOALS-AGAINST AVERAGE

Year	Player, Team	Games	Mins.	GA	GAA
2001	Meaghan Cahill, Dartmouth.....	18	1,050	24	1.37
2002	Jackie MacMillan, Wisconsin.....	35	1,980	43	1.30
2003	Tiffany Ribble, Mercyhurst.....	23	1,340	33	1.48
2004	Meghan Horras, Wisconsin.....	18	1,072	25	1.40
2005	Desirae Clark, Mercyhurst.....	25	1,538	32	1.25
2006	Kim Hanlon, Minnesota.....	19	1,017	19	1.12
2007	Jessie Vetter, Wisconsin.....	24	1,511	21	0.83

Miscellaneous

GOALIE WINNING PERCENTAGE

Year	Player, Team	W-L-T	Pct.*
2001	Amy Ferguson, Dartmouth.....	13-2-0	.867
2002	Patricia Sautter, Minn. Duluth.....	15-1-3	.868
2003	Jessica Ruddock, Harvard.....	26-3-1	.883
2004	Ali Boe, Harvard.....	22-4-1	.833
	Christine Dufour, Wisconsin.....	12-2-1	.833
2005	Jody Horak, Minnesota.....	24-2-2	.893
2006	Melissa Bourdon, New Hampshire.....	28-3-1	.891
2007	Christine Dufour, Wisconsin.....	16-0-1	.971

*Ties computed as half win, half loss.

Team Records

Official NCAA women's ice hockey records began with the 2000-01 season and are based on information submitted to the NCAA statistics service by institutions participating in the statistics rankings. In statistical rankings, the rounding of percentages and/or averages may indicate ties where none exist. In these cases, the numerical order of the rankings is accurate.

Offense

GOALS SCORED

Period

7—Wisconsin vs. Bemidji St., Nov. 18, 2000 (2nd); Maine vs. Quinnipiac, Nov. 26, 2001 (2nd); Harvard vs. Vermont, Nov. 8, 2002 (1st); Harvard vs. Boston College, Jan. 28, 2003 (1st); Wisconsin vs. St. Cloud St., Feb. 15, 2003 (2nd); Cornell vs. Sacred Heart, Nov. 21, 2003 (3rd); Sacred Heart vs. St. Michael's, Jan. 11, 2006 (3rd)

Game

17—Harvard vs. Boston College (2), Jan. 28, 2003

Game, Both Teams

19—Harvard (17) vs. Boston College (2), Jan. 28, 2003

Season

226—Minn. Duluth, 2003 (36 games, 6.28 per game)

GOALS SCORED PER GAME

Season

6.47—Harvard, 2003 (34 games, 220 goals)

MOST ASSISTS

Game

25—Harvard vs. Boston College, Jan. 28, 2003; Harvard vs. Cornell, March 7, 2003

Game, Both Teams

28—Harvard (25) vs. Boston College (3), Jan. 28, 2003

Season

353—Minn. Duluth, 2003 (36 games, 9.81 per game)

FEWEST ASSISTS

Season

13—Vermont, 2003 (30 games, 0.43 per game)

POINTS SCORED

Game

42—Harvard vs. Boston College, Jan. 28, 2003 (17 goals, 25 assists)

Game, Both Teams

47—Harvard (42) vs. Boston College (5), Jan. 28, 2003

Season

579—Minn. Duluth, 2003 (36 games, 16.1 per game)

POWER-PLAY GOALS

Game

6—Wisconsin vs. Bemidji St., Nov. 18, 2000; Harvard vs. Brown, Nov. 17, 2006; Harvard vs. Cornell, Feb. 9, 2007

Season

70—Minnesota, 2005 (40 games, 1.75 per game)

POWER-PLAY PERCENTAGE

Game (Min. 4 Opportunities)

1.000—Providence (4-4) vs. Boston College, March 10, 2004; Ohio St. (4-4) vs. Northeastern, Oct. 6, 2006

Season

.310—Minnesota, 2005 (226 opportunities, 70 goals)

SHORT-HANDED GOALS

Game

2—Many times

Season

19—Minnesota, 2005 (40 games, 0.48 per game)

Defense

FEWEST GOALS ALLOWED

Season

36—Wisconsin, 2007 (41 games)

FEWEST GOALS ALLOWED PER GAME

Season

0.88—Wisconsin, 2007 (36 goals allowed, 41 games)

PENALTY-KILL PERCENTAGE

Season

.957—Harvard, 2003 (117 opportunities, five goals allowed)

LOWEST GOALS-AGAINST AVERAGE

Season

0.85—Wisconsin, 2007 (36 goals allowed, 2,550 minutes)

MOST GOALS ALLOWED

Season

183—Bemidji St., 2001 (34 games)

MOST GOALS ALLOWED PER GAME

Season

5.90—Union (N.Y.), 2007 (177 goals allowed, 30 games)

Miscellaneous

LARGEST MARGIN OF VICTORY

15—Harvard (17) vs. Boston College (2), Jan. 29, 2003

SCORING MARGIN PER GAME

Season

5.00—Harvard, 2003 (220 goals scored, 50 goals allowed, 34 games)

WINNING PERCENTAGE

*.927—Wisconsin (36-1-4), 2007

*Ties computed as half win, half loss.

WINS

36—Minnesota (36-2-2), 2005; Wisconsin (36-4-1), 2006; Wisconsin (36-1-4), 2007

LOSSES

31—North Dakota (3-31-2), 2007

FEWEST WINS

1—Vermont (1-28-1), 2002

FEWEST LOSSES

1—Wisconsin (36-1-4), 2007

TIES

8—Bemidji St. (12-13-8), 2002; Northeastern (13-13-8), 2004; Connecticut (16-12-8), 2005

HOME WINS

19—Minnesota (19-0-1), 2005 (36-2-2 overall); Wisconsin (19-1-1), 2007 (36-1-4 overall)

ROAD WINS

14—Minnesota (14-2-1), 2005 (36-2-2 overall)

OVERTIME GAMES

10—Ohio St. (37 games), 2002; Ohio St. (36 games), 2006

OVERTIME WINS

5—Minnesota, 2002

OVERALL WINNING STREAK

19—Wisconsin, Feb. 11, 2006-Oct. 22, 2007

OVERALL UNBEATEN STREAK

30—Harvard, Feb. 2, 2002-Jan. 11, 2004

OVERALL LOSING STREAK

22—Union (N.Y.), Nov. 10, 2006-present

OVERALL WINLESS STREAK

24—Minn. St. Mankato, Oct. 20, 2000-Feb. 4, 2001

HOME WINNING STREAK

25—Harvard, March 1, 2002-Jan. 11, 2004

HOME UNBEATEN STREAK

30—Harvard, Feb. 2, 2002-Jan. 11, 2004

HOME LOSING STREAK

13—Union (N.Y.), Nov. 25, 2006-present

ROAD WINNING STREAK

13—Mercyhurst, Nov. 2, 2002- Oct. 18, 2003

ROAD LOSING STREAK

24—Vermont, Nov. 13, 2005-present

PENALTY MINUTES

Game

57—Ohio St. vs. Minn. Duluth, Jan. 31, 2003

Game, Both Teams

83—Minn. Duluth (39) vs. Minnesota (44), Dec. 14, 2003

Season

658—Niagara, 2006 (36 games, 18.3 per game)

PENALTIES

Game

16—Maine vs. Providence, Nov. 9, 2002; Minn. Duluth vs. Minnesota, Feb. 29, 2004

Game, Both Teams

31—Minn. Duluth (16) vs. Minnesota (15), Feb. 29, 2004

FEWEST PENALTY MINUTES

174—Yale, 2001 (28 games, 6.21 per game)

Team Leaders

Official NCAA women's ice hockey records began with the 2000-01 season and are based on information submitted to the NCAA statistics service by institutions participating in the statistics rankings. In statistical rankings, the rounding of percentages and/or averages may indicate ties where none exist, the numerical order of the rankings is accurate.

SINGLE-GAME RECORDS

Offense

GOALS SCORED

Team in a Period

No.	Team vs. Opponent (Period)	Date
7	Wisconsin vs. Bemidji St. (2nd)	Nov. 18, 2000
7	Maine vs. Quinnipiac (2nd)	Nov. 26, 2001
7	Harvard vs. Vermont (1st)	Nov. 8, 2002
7	Harvard vs. Boston College (1st)	Jan. 28, 2003
7	Wisconsin vs. St. Cloud St. (2nd)	Feb. 15, 2003
7	Cornell vs. Sacred Heart (3rd)	Nov. 21, 2003
7	Sacred Heart vs. St. Michael's (3rd)	Jan. 11, 2006

Team

No.	Team vs. Opponent	Date
17	Harvard vs. Boston College (2)	Jan. 28, 2003
14	Wisconsin vs. Bemidji St. (4)	Nov. 18, 2000
13	Harvard vs. Boston College (1)	Nov. 19, 2000
13	Minn. Duluth vs. North Dakota (0)	Nov. 1, 2002
13	Harvard vs. Vermont (0)	Nov. 8, 2002
13	Harvard vs. Cornell (1)	March 7, 2003
13	Harvard vs. Union (N.Y.) (0)	Nov. 7, 2003
13	St. Lawrence vs. Union (N.Y.) (0)	March 6, 2004
13	Robert Morris vs. Chatham (0)	Oct. 27, 2006
13	Maine vs. Sacred Heart (1)	Nov. 24, 2006

Both Teams

No.	Teams	Date
19	Harvard (17) vs. Boston College (2)	Jan. 28, 2003
18	Wisconsin (14) vs. Bemidji St. (4)	Nov. 18, 2000
14	Harvard (13) vs. Boston College (1)	Nov. 19, 2000
14	St. Cloud St. (8) vs. Bemidji St. (6)	Jan. 19, 2001
14	Harvard (11) vs. Yale (3)	Feb. 22, 2003
14	Minn. Duluth (11) vs. Bemidji St. (3)	Feb. 23, 2003
14	Harvard (13) vs. Cornell (1)	March 7, 2003
14	Dartmouth (8) vs. Providence (6)	Jan. 21, 2004
14	Dartmouth (12) vs. Union (N.Y.) (2)	Jan. 7, 2005
14	Minnesota (9) vs. Ohio St. (5)	Nov. 4, 2005
14	Maine (13) vs. Sacred Heart (1)	Nov. 24, 2006

ASSISTS

Team

No.	Team vs. Opponent	Date
25	Harvard vs. Boston College	Jan. 28, 2003
25	Harvard vs. Cornell	March 7, 2003
24	Robert Morris vs. Chatham	Oct. 27, 2006
22	Minn. Duluth vs. Northeastern	Jan. 8, 2001
22	Yale vs. Union (N.Y.)	Nov. 22, 2002
22	St. Lawrence vs. Union (N.Y.)	March 6, 2004
22	Maine vs. Sacred Heart	Nov. 24, 2006
21	Minn. Duluth vs. North Dakota	Nov. 1, 2002

Both Teams

No.	Teams	Date
28	Harvard (25) vs. Boston College (3)	Jan. 28, 2003
27	Harvard (25) vs. Cornell (2)	March 7, 2003
24	Harvard (19) vs. Yale (5)	Feb. 22, 2003
24	Minn. Duluth (19) vs. Bemidji St. (5)	Feb. 23, 2003
24	Robert Morris (24) vs. Chatham (0)	Oct. 27, 2006
24	Maine (22) vs. Sacred Heart (2)	Nov. 24, 2006
23	Harvard (18) vs. Brown (5)	March 15, 2003

POINTS SCORED

No.	Team vs. Opponent	Date
42	Harvard vs. Boston College	Jan. 28, 2003
38	Harvard vs. Cornell	March 7, 2003
37	Robert Morris vs. Chatham	Oct. 27, 2006
35	St. Lawrence vs. Union (N.Y.)	March 6, 2004
35	Maine vs. Sacred Heart	Nov. 24, 2006
34	Minn. Duluth vs. Northeastern	Jan. 8, 2001
34	Minn. Duluth vs. North Dakota	Nov. 1, 2002
33	Wisconsin vs. Bemidji St.	Nov. 18, 2000

No. Team vs. Opponent

No.	Team vs. Opponent	Date
33	Harvard vs. Vermont	Nov. 8, 2002
31	Yale vs. Sacred Heart	Jan. 22, 2003
31	Harvard vs. Yale	Jan. 29, 2005
31	Sacred Heart vs. St. Michael's	Feb. 25, 2006

Both Teams

No.	Teams	Date
47	Harvard (42) vs. Boston College (5)	Jan. 28, 2003
41	Harvard (38) vs. Cornell (3)	March 7, 2003
39	Wisconsin (33) vs. Bemidji St. (6)	Nov. 18, 2000
38	Harvard (30) vs. Yale (8)	Feb. 22, 2003
38	Minn. Duluth (30) vs. Bemidji St. (8)	Feb. 23, 2003
38	Maine (35) vs. Sacred Heart (3)	Nov. 24, 2006
37	Robert Morris (37) vs. Chatham (0)	Oct. 27, 2006
36	Harvard (28) vs. Brown (8)	March 15, 2003
36	Minnesota (23) vs. Ohio St. (13)	Nov. 4, 2005
35	Dartmouth (23) vs. Providence (12)	Jan. 21, 2004
35	St. Lawrence (35) vs. Union (N.Y.) (0)	March 6, 2004
35	Harvard (31) vs. Yale (4)	Jan. 29, 2005

POWER-PLAY GOALS

No.	Team vs. Opponent	Date
6	Wisconsin vs. Bemidji St.	Nov. 18, 2000
6	Harvard vs. Brown	Nov. 17, 2006
6	Harvard vs. Cornell	Feb. 9, 2007
5	Ohio St. vs. Wayne St. (Mich.)	March 2, 2001
5	Ohio St. vs. Minn. St. Mankato	Oct. 11, 2002
5	Dartmouth vs. Union (N.Y.)	Jan. 7, 2005
5	St. Lawrence vs. Quinnipiac	Oct. 28, 2006

POWER-PLAY PERCENTAGE

Team (Min. 4 Opportunities)

Pct.	Team vs. Opponent	Date
1.000	Providence (4-4) vs. Boston College	March 10, 2004
1.000	Ohio St. (4-4) vs. Northeastern	Oct. 6, 2006

SHORT-HANDED GOALS

No. Team vs. Opponent

2	Many Times
---	------------

Miscellaneous

PENALTY MINUTES

Team

No.	Team vs. Opponent	Date
57	Ohio St. vs. Minn. Duluth	Jan. 31, 2003

Both Teams

No.	Teams	Date
83	Minn. Duluth (39) vs. Minnesota (44)	Dec. 14, 2003

PENALTIES

Team

No.	Team vs. Opponent	Date
16	Maine vs. Providence	Nov. 9, 2002
16	Minn. Duluth vs. Minnesota	Feb. 29, 2004

Both Teams

No.	Teams	Date
31	Minn. Duluth (16) vs. Minnesota (15)	Feb. 29, 2004

LARGEST MARGIN OF VICTORY

No.	Team vs. Opponent	Date
15	Harvard (17) vs. Boston College (2)	Jan. 28, 2003
13	Minn. Duluth (13) vs. North Dakota (0)	Nov. 1, 2002
13	Harvard (13) vs. Vermont (0)	Nov. 8, 2002
13	Harvard (13) vs. Union (N.Y.) (0)	Nov. 7, 2003
13	St. Lawrence (13) vs. Union (N.Y.) (0)	March 6, 2004
13	Robert Morris (13) vs. Chatham (0)	Oct. 27, 2006
12	Harvard (13) vs. Boston College (1)	Nov. 19, 2000
12	Minn. Duluth (12) vs. Northeastern (0)	Jan. 8, 2001
12	Harvard (13) vs. Cornell (1)	March 7, 2003
12	Sacred Heart (12) vs. St. Michael's (0)	Feb. 25, 2006
12	Maine (13) vs. Sacred Heart (1)	Nov. 24, 2006

SEASON RECORDS

Offense

GOALS SCORED

Team	Year	No.
Minn. Duluth.....	2003	226
Harvard.....	2003	220
Minn. Duluth.....	2001	200
Minnesota.....	2005	197
New Hampshire.....	2006	178
Wisconsin.....	2005	170
Dartmouth.....	2003	167
St. Lawrence.....	2007	166
Wisconsin.....	2007	166
Minnesota.....	2004	161
Harvard.....	2005	159
Dartmouth.....	2005	155
Wisconsin.....	2006	155
Minnesota.....	2003	153
Mercyhurst.....	2007	153

GOALS SCORED PER GAME

Team	Year	Games	Goals	Avg.
Harvard.....	2003	34	220	6.47
Minn. Duluth.....	2003	36	226	6.28
Minn. Duluth.....	2001	37	200	5.41
Minnesota.....	2005	40	197	4.93
New Hampshire.....	2006	37	178	4.81
Dartmouth.....	2003	35	167	4.77
Dartmouth.....	2002	32	151	4.72
Wisconsin.....	2005	38	170	4.47
Minnesota.....	2004	36	161	4.47
Dartmouth.....	2005	35	155	4.43
Harvard.....	2005	36	159	4.42
Minn. Duluth.....	2004	34	148	4.35
Harvard.....	2004	35	151	4.31
Dartmouth.....	2007	34	146	4.29
Dartmouth.....	2001	32	136	4.25
Minnesota.....	2003	36	153	4.25

ASSISTS

Team	Year	No.
Minn. Duluth.....	2003	353
Harvard.....	2003	341
Minnesota.....	2005	310
New Hampshire.....	2006	294
Minn. Duluth.....	2001	290
Harvard.....	2005	275
Wisconsin.....	2007	263
Wisconsin.....	2006	253
St. Lawrence.....	2007	250
Wisconsin.....	2005	245
Mercyhurst.....	2007	244
Brown.....	2002	241
Minnesota.....	2004	239
Dartmouth.....	2003	228
Harvard.....	2004	227
Dartmouth.....	2005	227
New Hampshire.....	2007	227

POINTS SCORED

Team	Year	Goals	Assists	Pts.
Minn. Duluth.....	2003	226	353	579
Harvard.....	2003	220	341	561
Minnesota.....	2005	197	310	507
Minn. Duluth.....	2001	200	290	490
New Hampshire.....	2006	178	294	472
Harvard.....	2005	159	275	434
Wisconsin.....	2007	166	263	429
St. Lawrence.....	2007	166	250	416
Wisconsin.....	2005	170	245	415
Wisconsin.....	2006	155	253	408
Minnesota.....	2004	161	239	400
Mercyhurst.....	2007	153	244	397
Dartmouth.....	2003	167	228	395
Brown.....	2002	141	241	382
Dartmouth.....	2005	155	227	382

POWER-PLAY GOALS

Team	Year	No.
Minnesota.....	2005	70
Harvard.....	2005	60
New Hampshire.....	2006	60
Mercyhurst.....	2007	60
Minn. Duluth.....	2003	59
Harvard.....	2007	59
Dartmouth.....	2005	55
Dartmouth.....	2007	55
St. Lawrence.....	2007	55
St. Lawrence.....	2006	54
Minn. Duluth.....	2005	51
Minn. Duluth.....	2001	50
Wisconsin.....	2007	50
Ohio St.....	2001	49
Wisconsin.....	2001	48

POWER-PLAY PERCENTAGE

Team	Year	PPG	PP Att.	Pct.
Minnesota.....	2005	70	226	.310
New Hampshire.....	2006	60	194	.309
Harvard.....	2003	46	150	.307
Minnesota.....	2001	42	139	.302
Wisconsin.....	2001	48	165	.291
Minn. Duluth.....	2001	50	172	.291
Minn. Duluth.....	2003	59	204	.289
St. Cloud St.....	2001	42	146	.288
Dartmouth.....	2007	55	204	.270
Harvard.....	2007	59	220	.268
Wisconsin.....	2007	50	187	.267
Harvard.....	2005	60	235	.255
Minnesota.....	2004	41	161	.255
Ohio St.....	2001	49	194	.253
Harvard.....	2002	30	121	.248

SHORT-HANDED GOALS

Team	Year	No.
Minnesota.....	2005	19
Boston College.....	2007	13
Minnesota.....	2003	12
St. Lawrence.....	2004	12
Harvard.....	2001	11
Minn. Duluth.....	2003	11
Minnesota.....	2004	11
Minn. Duluth.....	2005	11
Harvard.....	2003	10
Dartmouth.....	2001	9
Minn. Duluth.....	2004	9
Niagara.....	2005	9
Wisconsin.....	2005	9
Colgate.....	2006	9
New Hampshire.....	2006	9
Mercyhurst.....	2007	9
Wisconsin.....	2007	9

Defense

FEWEST GOALS ALLOWED PER GAME

Team	Year	Games	GA	Avg.
Wisconsin.....	2007	41	36	0.88
Mercyhurst.....	2005	37	42	1.14
New Hampshire.....	2006	37	42	1.14
Wisconsin.....	2006	41	51	1.24
St. Lawrence.....	2006	38	48	1.26
Harvard.....	2004	35	45	1.29
Minnesota.....	2005	40	53	1.33
Northeastern.....	2002	35	47	1.34
Clarkson.....	2006	37	52	1.41
Wisconsin.....	2002	35	51	1.46
Harvard.....	2003	34	50	1.47
Wisconsin.....	2004	34	50	1.47
Mercyhurst.....	2004	36	53	1.47
Mercyhurst.....	2007	37	55	1.49
New Hampshire.....	2007	37	56	1.51

PENALTY-KILL PERCENTAGE

Team	Year	Opp. PPG	Opp. PPA	Pct.
Harvard.....	2003	5	117	.957
Brown.....	2001	7	128	.945

Team	Year	Opp. PPG	Opp. PPA	Pct.
Clarkson	2006	8	115	.930
Harvard	2004	11	150	.927
Wisconsin	2007	12	159	.925
Minn. Duluth	2003	16	211	.924
Minn. Duluth	2005	16	206	.922
New Hampshire	2004	12	148	.919
St. Lawrence	2003	13	155	.916
Mercyhurst	2005	19	223	.915
Mercyhurst	2003	14	162	.914
Minnesota	2004	14	156	.910
Princeton	2003	13	145	.910
Brown	2002	14	156	.910

LOWEST GOALS-AGAINST AVERAGE

Team	Year	GA	Mins.	Avg.
Wisconsin	2007	36	2,550	0.85
Mercyhurst	2005	42	2,282	1.10
New Hampshire	2006	42	2,229	1.13
Wisconsin	2006	51	2,501	1.22
St. Lawrence	2006	48	2,297	1.25
Harvard	2004	45	2,136	1.26
Northeastern	2002	47	2,127	1.33
Minnesota	2005	54	2,415	1.34
Clarkson	2006	52	2,280	1.37
Harvard	2007	50	2,117	1.42
Wisconsin	2002	51	2,123	1.44
Mercyhurst	2004	53	2,188	1.45
Harvard	2003	50	2,074	1.45
Wisconsin	2004	50	2,060	1.46
Mercyhurst	2007	55	2,251	1.47

MOST GOALS ALLOWED PER GAME

Team	Year	Games	GA	Avg.
Union (N.Y.)	2007	30	177	5.90
Union (N.Y.)	2006	28	155	5.54
Union (N.Y.)	2005	33	182	5.52
Boston College	2001	32	174	5.44
Bemidji St.	2001	34	183	5.38
Quinnipiac	2002	32	158	4.94
Sacred Heart	2007	28	136	4.86
Cornell	2003	27	131	4.85
Sacred Heart	2004	24	113	4.71
Vermont	2003	30	140	4.67
Northeastern	2007	33	154	4.67
Vermont	2007	32	146	4.56
St. Cloud St.	2002	34	152	4.47
Vermont	2002	30	134	4.47
St. Cloud St.	2003	34	149	4.38

Miscellaneous

SCORING MARGIN PER GAME

Team	Year	G	GF	GA	Margin	Mar./Gm.
Harvard	2003	34	220	50	170	5.00
Minn. Duluth	2003	36	226	65	161	4.47
New Hampshire	2006	37	178	42	136	3.68
Minnesota	2005	40	197	53	144	3.60
Minn. Duluth	2001	37	200	82	118	3.19
Wisconsin	2007	41	166	36	130	3.17
Harvard	2004	35	151	45	106	3.03
Wisconsin	2005	38	170	59	111	2.92
Minnesota	2004	36	161	60	101	2.81
Dartmouth	2003	35	167	69	98	2.80
Dartmouth	2002	32	151	63	88	2.75
Dartmouth	2007	34	146	55	91	2.68
Harvard	2007	33	138	50	88	2.67
Mercyhurst	2007	37	153	55	98	2.65
St. Lawrence	2006	38	148	48	100	2.63

WINNING PERCENTAGE

Team	Year	W-L-T	Pct.*
Wisconsin	2007	36-1-4	.927
Minnesota	2005	36-2-2	.925
New Hampshire	2006	33-3-1	.905
Mercyhurst	2007	32-2-3	.905
Harvard	2003	30-3-1	.897
Wisconsin	2006	36-4-1	.890
Minn. Duluth	2003	31-3-2	.889
Harvard	2004	30-4-1	.871
Minnesota	2004	30-4-2	.861

Team	Year	W-L-T	Pct.*
Dartmouth	2001	26-5-1	.828
New Hampshire	2007	28-4-5	.824
Dartmouth	2007	27-5-2	.824
Minnesota	2002	28-4-6	.816
Minn. Duluth	2001	28-5-4	.811
Minn. Duluth	2005	26-6-2	.794

*Ties computed as half win, half loss.

WINS

Team	Year	No.
Minnesota	2005	36
Wisconsin	2006	36
Wisconsin	2007	36
New Hampshire	2006	33
Mercyhurst	2007	32
Minn. Duluth	2004	31
St. Lawrence	2006	31
Harvard	2003	30
Minnesota	2003	30
Harvard	2004	30
Minnesota	2006	29
St. Lawrence	2007	29
Minnesota	2002	28
St. Lawrence	2004	28
Mercyhurst	2005	28
St. Lawrence	2005	28
Wisconsin	2005	28
New Hampshire	2007	28

LOSSES

Team	Year	No.
North Dakota	2007	31
Vermont	2006	29
Vermont	2002	28
Quinnipiac	2002	27
Bemidji St.	2004	27
Union (N.Y.)	2005	27
North Dakota	2006	27
Vermont	2007	27
Minn. St. Mankato	2002	26
St. Cloud St.	2002	26
Quinnipiac	2005	26
Vermont	2005	26
Northeastern	2007	26
Union (N.Y.)	2007	26
Quinnipiac	2003	25
Vermont	2003	25
Vermont	2004	25
Northeastern	2005	25

FEWEST WINS

Team	Year	No.
Vermont	2002	1
Minn. St. Mankato	2001	2
Yale	2001	3
Quinnipiac	2002	3
Vermont	2003	3
Cornell	2005	3
Northeastern	2005	3
Union (N.Y.)	2006	3
Vermont	2006	3
North Dakota	2007	3
Vermont	2007	3
Findlay	2001	4
Minn. St. Mankato	2002	4
Cornell	2003	4
Cornell	2007	4
Union (N.Y.)	2007	4

FEWEST LOSSES

Team	Year	No.
Wisconsin	2007	1
Minnesota	2005	2
Mercyhurst	2007	2
Harvard	2003	3
Minn. Duluth	2003	3
New Hampshire	2006	3
Minnesota	2002	4
Minnesota	2004	4
Harvard	2004	4
Wisconsin	2006	4

Team	Year	No.
New Hampshire.....	2002	4
Dartmouth.....	2001	5
Minn. Duluth.....	2001	5
St. Lawrence.....	2006	5
Dartmouth.....	2007	5

TIES

Team	Year	No.
Bemidji St.	2002	8
Northeastern.....	2004	8
Connecticut.....	2005	8
Bemidji St.	2003	7
Colgate.....	2006	7
St. Cloud St.....	2007	7
Minnesota.....	2002	6
Providence.....	2003	6
Connecticut.....	2004	6
Clarkson.....	2005	6
Minn. St. Mankato.....	2005	6
New Hampshire.....	2005	6
Maine.....	2006	6
Mercyhurst.....	2006	6
Quinnipiac.....	2006	6
Niagara.....	2007	6

HOME WINS

Team	Year	No.
Minnesota.....	2005	19
Wisconsin.....	2007	19
Wisconsin.....	2006	17
Dartmouth.....	2007	17
Minn. Duluth.....	2003	16
Mercyhurst.....	2007	16

ROAD WINS

Team	Year	No.
Minnesota.....	2005	14
Harvard.....	2003	13
Minn. Duluth.....	2003	13
Mercyhurst.....	2007	13
Wisconsin.....	2007	13

OVERTIME GAMES

Team	Year	No.
Ohio St.	2002	10
Ohio St.	2006	10

OVERTIME WINS

Team	Year	No.
Minnesota.....	2002	5
Princeton.....	2002	3
Ohio St.	2006	3
Many with 2		

OVERALL WINNING STREAK

No.	Team	Dates
19	Wisconsin.....	Feb. 11, 2006–Oct. 22, 2007
17	Harvard.....	Nov. 8, 2002–Feb. 11, 2003
12	Wisconsin.....	Oct. 9–Nov. 26, 2005
9	Minn. Duluth.....	March 3–Oct. 20, 2001

OVERALL UNBEATEN STREAK

No.	Team	Dates
30	Harvard.....	Feb. 2, 2002–Jan. 11, 2004
27	Minnesota.....	Feb. 14–Dec. 5, 2004
26	Wisconsin.....	Nov. 25, 2006–present
22	Minn. Duluth.....	March 3–Dec. 16, 2001

OVERALL LOSING STREAK

No.	Team	Dates
22	Union (N.Y.).....	Nov. 10, 2006–present
20	North Dakota.....	Dec. 9, 2006–present
19	Union (N.Y.).....	Nov. 6, 2004–Feb. 5, 2005

OVERALL WINLESS STREAK

No.	Team	Dates
24	Minn. St. Mankato.....	Oct. 20, 2000–Feb. 4, 2001
22	Union (N.Y.).....	Nov. 10, 2006–present
21	North Dakota.....	Dec. 2, 2006–present

HOME WINNING STREAK

No.	Team	Dates
25	Harvard.....	March 1, 2002–Jan. 11, 2004

HOME LOSING STREAK

No.	Team	Dates
13	Union (N.Y.).....	Nov. 25, 2006–present
12	Vermont.....	Dec. 31, 2001–Oct. 26, 2002
10	North Dakota.....	Dec. 9, 2006–present
7	Ohio St.	Oct. 18–Nov. 16, 2002

ROAD WINNING STREAK

No.	Team	Dates
15	Mercyhurst.....	Nov. 2, 2002–Oct. 18, 2003
12	Wisconsin.....	Jan. 31–Nov. 15, 2003

ROAD LOSING STREAK

No.	Team	Dates
24	Vermont.....	Nov. 13, 2005–present
21	Minn. St. Mankato.....	Oct. 20, 2000–Nov. 30, 2002
15	Niagara.....	Nov. 2, 2003–Feb. 21, 2004
10	North Dakota.....	Jan. 6, 2007–present
9	Union (N.Y.).....	Nov. 10, 2006–present

PENALTY MINUTES

Team	Year	Games	No.
Niagara.....	2006	36	658
Minn. St. Mankato.....	2005	35	624
Minn. Duluth.....	2003	36	596
St. Lawrence.....	2005	41	594
Mercyhurst.....	2007	37	584
St. Cloud St.....	2007	37	577
Ohio St.	2007	37	565
North Dakota.....	2005	35	563
Providence.....	2007	36	563
Quinnipiac.....	2007	34	558
Providence.....	2006	35	557
Minn. Duluth.....	2007	39	555
Niagara.....	2005	34	543
St. Lawrence.....	2006	38	533
North Dakota.....	2006	36	529

FEWEST PENALTY MINUTES

Team	Year	Games	No.
Yale.....	2001	28	174
Sacred Heart.....	2004	24	187
Cornell.....	2003	27	198
Vermont.....	2003	30	202
Harvard.....	2002	31	210
Vermont.....	2002	30	212
Boston College.....	2002	32	219
Holy Cross.....	2002	27	222
Yale.....	2002	31	228
Sacred Heart.....	2002	26	232

Annual Team Champions

Offense

SCORING OFFENSE

Year	Team	Games	Goals	Avg.
2001	Minn. Duluth	37	200	5.41
2002	Dartmouth	32	151	4.72
2003	Harvard	34	220	6.27
2004	North Dakota	41	182	4.44
2005	Minnesota	40	197	4.93
2006	New Hampshire	37	178	4.81
2007	Dartmouth	34	146	4.29

POWER-PLAY PERCENTAGE

Year	Team	PPG	PP Att.	Pct.
2001	Minnesota	42	139	.302
2002	Harvard	30	121	.248
2003	Harvard	46	150	.307
2004	Minnesota	41	161	.255
2005	Minnesota	70	226	.310
2006	New Hampshire	60	194	.309
2007	Wisconsin	50	187	.267

Defense

PENALTY-KILL PERCENTAGE

Year	Team	Opponents'		Pct.
		PPG	PPA	
2001	Brown	7	128	.945
2002	Brown	14	156	.910
2003	Harvard	5	117	.957
2004	Harvard	11	150	.927
2005	Minn. Duluth	16	206	.922
2006	Clarkson	8	115	.930
2007	Wisconsin	12	161	.925

SCORING DEFENSE

Year	Team	Games	GA	Avg.
2001	Brown	29	52	1.79
2002	Northeastern	35	47	1.34
2003	Harvard	34	50	1.47
2004	Harvard	35	45	1.29
2005	Mercyhurst	37	42	1.14
2006	New Hampshire	37	42	1.14
2007	Wisconsin	41	36	0.88

SCORING MARGIN PER GAME

Year	Team	Games	GF	GA	Marg./Gm.
2001	Minn. Duluth	37	200	82	3.19
2002	Dartmouth	32	151	63	2.75
2003	Harvard	34	220	50	5.00
2004	Harvard	35	151	45	3.03
2005	Minnesota	40	197	53	3.60
2006	New Hampshire	37	178	42	3.68
2007	Wisconsin	41	166	36	3.17

WINNING PERCENTAGE

Year	Team	W-L-T	Pct.*
2001	Dartmouth	20-3-1	.854
2002	Minnesota	28-4-6	.816
2003	Harvard	30-3-1	.897
2004	Harvard	30-4-1	.871
2005	Minnesota	36-2-2	.925
2006	New Hampshire	33-3-1	.905
2007	Wisconsin	36-1-4	.927

*Ties computed as half win, half loss.

2007 Most Improved Teams

Team	2006 W-L-T	2007 W-L-T	\$Games Improved
Dartmouth	12-13-4	27-5-2	11½
Mercyhurst	23-8-6	32-2-3	7½
Boston U.	12-17-6	19-12	6
Ohio St.	13-18-5	20-13-4	6
Connecticut	12-21-1	17-15-3	5½
Harvard	18-13-4	23-8-2	5
Minn. St. Mankato	11-21-4	16-17-2	4½
Robert Morris	5-24-2	11-22-2	4

\$To determine games improved, add the difference in victories between the two seasons to the difference in the losses, then divide by two; ties not counted. Includes postseason.

USA Today/AHCA Final Division I Polls

2001

1. Minn. Duluth
2. Dartmouth
3. St. Lawrence
4. Harvard
5. Brown
6. Minnesota
7. Wisconsin
8. Ohio St.
9. Northeastern
10. New Hampshire

2002

1. Minn. Duluth
2. Brown
3. Minnesota
4. Niagara

5. Dartmouth
6. Northeastern
7. Wisconsin
8. St. Lawrence
9. Harvard
10. Providence

2003

1. Minn. Duluth
2. Harvard
3. Dartmouth
4. Minnesota
5. Providence
6. Wisconsin
7. New Hampshire
8. St. Lawrence
9. Princeton

10. Mercyhurst

2004

1. Minnesota
2. Harvard
3. St. Lawrence
4. Dartmouth
5. Minn. Duluth
6. Wisconsin
7. Mercyhurst
8. New Hampshire
9. Brown
10. Providence

2005

1. Minnesota
2. Harvard

3. St. Lawrence
4. Dartmouth
5. Minn. Duluth
6. Wisconsin
7. Mercyhurst
8. Providence
9. Connecticut
10. New Hampshire

2006

1. Wisconsin
2. Minnesota
3. New Hampshire
4. St. Lawrence
5. Minn. Duluth
6. Mercyhurst
7. Princeton

8. Harvard
9. Boston College
10. Brown

2007

1. Wisconsin
2. Minn. Duluth
3. Mercyhurst
4. St. Lawrence
5. Dartmouth
6. Boston College
7. Harvard
8. New Hampshire
9. Minnesota
10. Ohio St.

USCHO.com Final Division I Polls

2001

1. Dartmouth
2. Minn. Duluth
3. Harvard
4. St. Lawrence
5. Brown
6. Minnesota
7. Wisconsin
8. Ohio St.
9. Northeastern
10. New Hampshire

2002

1. Minnesota
2. Minn. Duluth (tie) Niagara
4. Brown

5. Dartmouth
6. Northeastern
7. Wisconsin
8. St. Lawrence
9. Harvard
10. Providence

2003

1. Minn. Duluth
2. Harvard
3. Minnesota
4. Dartmouth
5. Wisconsin
6. Providence
7. New Hampshire
8. St. Lawrence
9. Princeton

10. Mercyhurst

2004

1. Minnesota
2. Harvard
3. St. Lawrence
4. Dartmouth
5. Wisconsin
6. Minn. Duluth
7. Mercyhurst
8. New Hampshire
9. Brown
10. Providence

2005

1. Minnesota
2. Minn. Duluth

3. Wisconsin
4. Harvard
5. Dartmouth
6. St. Lawrence
7. Mercyhurst
8. Providence
9. New Hampshire
10. Connecticut

2006

1. New Hampshire
2. Wisconsin
3. St. Lawrence
4. Minnesota
5. Minn. Duluth
6. Princeton
7. Mercyhurst

8. Harvard
9. Brown
10. Boston College

2007

1. Wisconsin
2. Mercyhurst
3. Dartmouth
4. New Hampshire
5. St. Lawrence
6. Harvard
7. Boston College
8. Minn. Duluth
9. Minnesota
10. Ohio St.

Women's Division III Records

Individual Records.....	122
Individual Leaders	122
Annual Individual Champions	127
Team Records	128
Team Leaders.....	129
Annual Team Champions.....	133
2007 Most Improved Teams.....	133
USCHO.com Final Polls	133



Individual Records

Official NCAA women's ice hockey records began with the 2001-02 season and are based on information submitted to the NCAA statistics service by institutions participating in the statistics rankings. In statistical rankings, the rounding of percentages and/or averages may indicate ties where none exist. In these cases, the numerical order of the rankings is accurate.

Offense

POINTS SCORED

Game

8—Annie Annunziato, Augsburg vs. Hamline, Nov. 20, 2003 (five goals, three assists); Andrea Peterson, Gust. Adolphus vs. St. Catherine, Feb. 11, 2005 (two goals, six assists)

Season

77—Laura Hurd, Elmira, 2002 (40 goals, 37 assists)

Career

237—Laura Hurd, Elmira, 2002-05 (120 goals, 117 assists)

POINTS SCORED PER GAME

Season

2.75—Laura Hurd, Elmira, 2002 (77 in 28)

Career

2.15—Laura Hurd, Elmira, 2002-05 (237 in 110)

GOALS SCORED

Game

5—Elizabeth Gibson, Plattsburgh St. vs. Cortland St., Dec. 1, 2001; Julie Welte, Rensselaer vs. Union (N.Y.), Feb. 22, 2003; Annie Annunziato, Augsburg vs. Hamline, Nov. 20, 2003; Jessie Garner, Manhattanville vs. Mass.-Boston, Jan. 24, 2004; Stephanie Purinton, Castleton vs. Chatham, Nov. 12, 2004; Zoe Baldwin, Hamilton vs. Trinity (Conn.), Dec. 3, 2004; Sandra Felten, Bethel (Minn.) vs. Wis.-Eau Claire, Nov. 3, 2006; Amanda Nonis, Manhattanville vs. MIT, Nov. 4, 2006

Season

40—Laura Hurd, Elmira, 2002 (28 games)

Career

120—Elizabeth Gibson, Plattsburgh St., 2002-05 (108 games); Laura Hurd, Elmira, 2002-05 (110 games)

GOALS SCORED PER GAME

Season

1.44—Elizabeth Gibson, Plattsburgh St., 2002 (39 in 27)

Career

1.11—Elizabeth Gibson, Plattsburgh St., 2002-05 (120 in 108)

ASSISTS

Game

6—Jessica Temesy, Manhattanville vs. MIT, Jan. 12, 2003; Lauren Chezick, Augsburg vs. Hamline, Nov. 20, 2003; Andrea Peterson, Gust. Adolphus vs. St. Catherine, Feb. 11, 2005; Bianca DeSantis, Neumann vs. Chatham, Jan. 15, 2006

Season

42—Colleen Baude, Rochester Inst., 2002 (27 games)

Career

117—Laura Hurd, Elmira, 2002-05 (110 games)

ASSISTS PER GAME

Season

1.56—Colleen Baude, Rochester Inst., 2002 (42 in 27)

Career

1.06—Laura Hurd, Elmira, 2002-05 (117 in 110)

POWER-PLAY GOALS

Game

3—Sara Riel, Rensselaer vs. Sacred Heart, Jan. 18, 2003; Mary Harding, MIT vs. Castleton, Nov. 5, 2005; Erin Kegley, Wis.-Superior vs. St. Catherine, Nov. 5, 2005

Season

12—Melanie Salatino, Wis.-Superior, 2002; Amber Neil, Middlebury, 2003

Career

27—Elizabeth Gibson, Plattsburgh St., 2002-05; Erin Kegley, Wis.-Superior, 2004-07

SHORT-HANDED GOALS

Game

2—Christina Kerr, Plattsburgh St. vs. Neumann, Nov. 10, 2002; Lauren Chezick, Augsburg vs. Amherst, Jan. 10, 2003; Andrea Ciarletta, Mass.-Boston vs. St. Michael's, Feb. 6, 2004

Season

7—Colleen Baude, Rochester Inst., 2002; Elizabeth Gibson, Plattsburgh St., 2002; Annmarie Cellino, Middlebury, 2006; Danielle Nagymarosi, Rochester Inst., 2007

Career

17—Elizabeth Gibson, Plattsburgh St., 2002-05

GAME-WINNING GOALS

Season

10—Jackie Schmitt, Wis.-Stevens Point, 2002

Career

27—Jackie Schmitt, Wis.-Stevens Point, 2002-05

Defense

SAVES

Game

101—Sirena Enright, Chatham vs. Plattsburgh St., Oct. 22, 2005

Season

1,008—Rachael Young, Hamline, 2003

Career

3,202—Kristin Suslowicz, Salve Regina, 2002-05

SAVE PERCENTAGE

Season

.959—Nicki Werner, Rochester Inst., 2007 (nine goals allowed, 211 saves)

Career

.947—Nicole Elliott, Manhattanville, 2002-05 (57 goals allowed, 1,024 saves)

GOALS-AGAINST AVERAGE

Season

0.46—Kristin Lillie, Elmira, 2003 (5 goals allowed, 659 minutes played)

Career

0.57—Kristin Lillie, Elmira, 2002-04 (18 goals allowed, 1,885 minutes played)

Miscellaneous

GOALIE WINNING PERCENTAGE

Season

1.000—Kristin Lillie, Elmira, 2002 (10-0-0); Diane Sawyer, Wis.-Stevens Point, 2002 (13-0-0); Nicole Elliott, Manhattanville, 2003 (14-0-0); Kristin Lillie, Elmira, 2004 (10-0-0); Sarah Windhorst, Gust. Adolphus, 2007 (10-0-0)

Career

.968—Kristin Lillie, Elmira, 2002-04 (30-1-0)

GOALIE WINS

Career

68—Amy Statz, Wis.-Stevens Point, 2004-07

SHUTOUTS

Season

13—Amy Statz, Wis.-Stevens Point, 2005

Career

26—Nicole Elliott, Manhattanville, 2002-05

Individual Leaders

SINGLE-GAME RECORDS

Offense

POINTS

No.	Player, Team vs. Opponent	Date
8	Annie Annunziato, Augsburg vs. Hamline	Nov. 20, 2003
8	Andrea Peterson, Gust. Adolphus vs. St. Catherine	Feb. 11, 2005
7	Elizabeth Gibson, Plattsburgh St. vs. Neumann	Feb. 9, 2002
7	Elizabeth Gibson, Plattsburgh St. vs. Utica	Feb. 23, 2002
7	Jennifer Mulick, Manhattanville vs. Salve Regina	Nov. 8, 2003
7	Jessica Moreau, Plattsburgh St. vs. Chatham	Nov. 14, 2003
7	Laura Hurd, Elmira vs. Chatham	Oct. 30, 2004
7	Stephanie Purinton, Castleton vs. Chatham	Nov. 12, 2004
7	Ashley Watkins, New England Col. vs. St. Michael's	Nov. 12, 2004
7	Jenn Clarke, Plattsburgh St. vs. Chatham	Oct. 22, 2005
7	Megan Irving, Southern Me. vs. MIT	Jan. 7, 2006
7	Bianca DeSantis, Neumann vs. Chatham	Jan. 15, 2006
7	Amanda Nonis, Manhattanville vs. MIT	Nov. 4, 2006
7	Jill Nolan, Utica vs. Chatham	Nov. 18, 2006
7	Danielle Nagymarosi, Rochester Inst. vs. St. Michael's	Jan. 27, 2007

GOALS

No.	Player, Team vs. Opponent	Date
5	Elizabeth Gibson, Plattsburgh St. vs. Cortland St.	Dec. 1, 2001
5	Julie Welte, Rensselaer vs. Union (N.Y.)	Feb. 22, 2003
5	Annie Annunziato, Augsburg vs. Hamline	Nov. 20, 2003
5	Jessie Garner, Manhattanville vs. Mass.-Boston	Jan. 24, 2004
5	Stephanie Purinton, Castleton vs. Chatham	Nov. 12, 2004
5	Zoe Baldwin, Hamilton vs. Trinity (Conn.)	Dec. 3, 2004
5	Sandra Felten, Bethel (Minn.) vs. Wis.-Eau Claire	Nov. 3, 2006
5	Amanda Nonis, Manhattanville vs. MIT	Nov. 4, 2006

ASSISTS

No.	Player, Team vs. Opponent	Date
6	Jessica Temesy, Manhattanville vs. MIT	Jan. 12, 2003
6	Lauren Chezick, Augsburg vs. Hamline	Nov. 20, 2003
6	Andrea Peterson, Gust. Adolphus vs. St. Catherine	Feb. 11, 2005
6	Bianca DeSantis, Neumann vs. Chatham	Jan. 15, 2006

POWER-PLAY GOALS

No.	Player, Team vs. Opponent	Date
3	Sara Riel, Rensselaer vs. Sacred Heart	Jan. 18, 2003
3	Mary Harding, MIT vs. Castleton	Nov. 5, 2005
3	Erin Kegley, Wis.-Superior vs. St. Catherine	Nov. 5, 2005

SHORT-HANDED GOALS

No.	Player, Team vs. Opponent	Date
2	Christina Kerr, Plattsburgh St. vs. Neumann	Nov. 10, 2002
2	Lauren Chezick, Augsburg vs. Amherst	Jan. 10, 2003
2	Andrea Ciarletta, Mass.-Boston vs. St. Michael's	Feb. 6, 2004

Defense

SAVES

No.	Player, Team vs. Opponent	Date
101	Sirena Enright, Chatham vs. Plattsburgh St.	Oct. 22, 2005
90	Vanessa Carter, Castleton vs. Manhattanville	Jan. 10, 2006
81	Regina Sullivan, MIT vs. Sacred Heart	Nov. 17, 2001
78	Sarah Kuecher, Salve Regina vs. Rensselaer	Feb. 8, 2004
76	Jennifer Toof, New England Col. vs. Manhattanville	Dec. 1, 2002
76	Marlene Yaeger, Wis.-River Falls vs. St. Thomas (Minn.)	Nov. 15, 2003
74	Mary Keddie, Buffalo St. vs. Elmira	Nov. 21, 2003
74	Joanne Braga, Chatham vs. Utica	Feb. 6, 2004
74	Sirena Enright, Chatham vs. Cortland St.	Feb. 11, 2005
72	Maria Prus, MIT vs. St. Anselm	Dec. 2, 2006

SEASON RECORDS

Offense

POINTS

Player, Team	Year	GP	G	A	Pts.
Laura Hurd, Elmira	2002	28	40	37	77
Colleen Baude, Rochester Inst.	2002	27	26	42	68
Elizabeth Gibson, Plattsburgh St.	2002	27	39	29	68
Melanie Salatino, Wis.-Superior	2002	26	36	25	61
Elizabeth Gibson, Plattsburgh St.	2004	30	31	30	61
Andrea Peterson, Gust. Adolphus	2005	30	32	29	61
Danielle Nagymarosi, Rochester Inst.	2007	26	32	29	61
Sarah Moe, Gust. Adolphus	2002	30	31	27	58
Laura Hurd, Elmira	2005	28	25	33	58
Emily Quizon, Middlebury	2005	30	20	38	58
Charissa Gawant, Elmira	2002	28	16	41	57
Lauren Chezick, Augsburg	2003	26	25	32	57
Kasie Strong, Rochester Inst.	2002	27	21	35	56
Andrea Ciarletta, Mass.-Boston	2004	26	30	26	56
Laura Hurd, Elmira	2003	27	33	22	55

POINTS PER GAME

Player, Team	Year	GP	G	A	Pts.	PPG
Laura Hurd, Elmira	2002	28	40	37	77	2.75
Colleen Baude, Rochester Inst.	2002	27	26	42	68	2.52
Elizabeth Gibson, Plattsburgh St.	2002	27	39	29	68	2.52
Melanie Salatino, Wis.-Superior	2002	26	36	25	61	2.35
Danielle Nagymarosi, Rochester Inst.	2007	26	32	29	61	2.35
Elizabeth Gibson, Plattsburgh St.	2003	22	27	24	51	2.32
Lauren Chezick, Augsburg	2003	26	25	32	57	2.19
Andrea Ciarletta, Mass.-Boston	2004	26	30	26	56	2.15
Annie Annunziato, Augsburg	2003	26	23	31	54	2.08
Angela Kapus, Middlebury	2003	26	19	35	54	2.08
Deana Wiegand, Utica	2004	26	25	29	54	2.08
Kasie Strong, Rochester Inst.	2002	27	21	35	56	2.07
Laura Hurd, Elmira	2005	28	25	33	58	2.07
Laura Hurd, Elmira	2003	27	33	22	55	2.04
Charissa Gawant, Elmira	2002	28	16	41	57	2.04
Melissa Belmonte, Mass.-Boston	2004	26	28	25	53	2.04

GOALS

Player, Team	Year	Goals
Laura Hurd, Elmira	2002	40
Elizabeth Gibson, Plattsburgh St.	2002	39
Melanie Salatino, Wis.-Superior	2002	36
Molly Wasserman, Williams	2002	35
Laura Hurd, Elmira	2003	33
Emily Kearns, St. Mary's (Minn.)	2002	32
Andrea Peterson, Gust. Adolphus	2005	32
Danielle Nagymarosi, Rochester Inst.	2007	32
Sarah Moe, Gust. Adolphus	2002	31
Cherie Stewart, Manhattanville	2002	31
Elizabeth Gibson, Plattsburgh St.	2004	31
Zoe Baldwin, Hamilton	2003	30
Andrea Ciarletta, Mass.-Boston	2004	30

Player, Team	Year	Goals
Cherie Stewart, Manhattanville	2005	29
Melissa Belmonte, Mass.-Boston	2004	28

GOALS PER GAME

Player, Team	Year	GP	G	GPG
Elizabeth Gibson, Plattsburgh St.	2002	27	39	1.44
Laura Hurd, Elmira	2002	28	40	1.43
Melanie Salatino, Wis.-Superior	2002	26	36	1.38
Molly Wasserman, Williams	2002	26	35	1.35
Zoe Baldwin, Hamilton	2003	23	30	1.30
Danielle Nagymarosi, Rochester Inst.	2007	26	32	1.23
Elizabeth Gibson, Plattsburgh St.	2003	22	27	1.23
Laura Hurd, Elmira	2003	27	33	1.22
Cherie Stewart, Manhattanville	2002	26	31	1.19
Emily Kearns, St. Mary's (Minn.)	2002	27	32	1.19
Andrea Ciarletta, Mass.-Boston	2004	26	30	1.15
Jill Nolan, Utica	2006	21	23	1.10
Erin Kegley, Wis.-Superior	2005	23	25	1.09
Andrea Ciarletta, Mass.-Boston	2006	24	26	1.08
Melissa Belmonte, Mass.-Boston	2004	26	28	1.08

ASSISTS

Player, Team	Year	Assists
Colleen Baude, Rochester Inst.	2002	42
Charissa Gawant, Elmira	2002	41
Emily Quizon, Middlebury	2005	38
Laura Hurd, Elmira	2002	37
Kasie Strong, Rochester Inst.	2002	35
Angela Kapus, Middlebury	2003	35
Kristi Bland, Utica	2004	33
Laura Hurd, Elmira	2005	33
Kelly Crandall, Gust. Adolphus	2006	33
Lauren Chezick, Augsburg	2003	32
Laura Stypulkowski, Gust. Adolphus	2005	32
Maureen Hardwick, St. Thomas (Minn.)	2006	32
Annie Annunziato, Augsburg	2003	31
Shelly Chessie, Bowdoin	2003	31
Isabelle Richard, Rochester Inst.	2007	31

ASSISTS PER GAME

Player, Team	Year	GP	A	APG
Colleen Baude, Rochester Inst.	2002	27	42	1.56
Charissa Gawant, Elmira	2002	28	41	1.46
Angela Kapus, Middlebury	2003	26	35	1.35
Laura Hurd, Elmira	2002	28	37	1.32
Kasie Strong, Rochester Inst.	2002	27	35	1.30
Maureen Hardwick, St. Thomas (Minn.)	2006	25	32	1.28
Kristi Bland, Utica	2004	26	33	1.27
Emily Quizon, Middlebury	2005	30	38	1.27
Lauren Chezick, Augsburg	2003	26	32	1.23
Annie Annunziato, Augsburg	2003	26	31	1.19
Laura Hurd, Elmira	2005	28	33	1.18
Stephanie Price, Utica	2004	26	30	1.15
Deana Wiegand, Utica	2007	26	30	1.15
Kelly Crandall, Gust. Adolphus	2006	29	33	1.14
Tanaya Reitz, St. Thomas (Minn.)	2006	25	28	1.12
Deana Wiegand, Utica	2004	26	29	1.12
Danielle Nagymarosi, Rochester Inst.	2007	26	29	1.12

POWER-PLAY GOALS

Player, Team	Year	PPG
Melanie Salatino, Wis.-Superior	2002	12
Amber Neil, Middlebury	2003	12
Elizabeth Gibson, Plattsburgh St.	2004	10
Lorna Giftis, Middlebury	2005	10
Maegan Geypens, Rochester Inst.	2007	10
Sara Mickelson, Hamline	2007	10
Molly Wasserman, Williams	2002	9
Kelly Crandall, Gust. Adolphus	2005	9
Tarasai Karega, Amherst	2006	9
Stephanie Couzin, Holy Cross	2007	9
Stefanie McLean, Elmira	2007	9
13 players tied with 8		

SHORT-HANDED GOALS

Player, Team	Year	SHG
Colleen Baude, Rochester Inst.	2002	7
Elizabeth Gibson, Plattsburgh St.	2002	7
Annamarie Cellino, Middlebury	2006	7
Danielle Nagymarosi, Rochester Inst.	2007	7
Melanie Salatino, Wis.-Superior	2002	5
Elizabeth Gibson, Plattsburgh St.	2005	5

Player, Team	Year	SHG
Danielle Blanchard, Plattsburgh St.	2007	5
Susannah Brokl, St. Olaf	2007	5
Nicole Grossman, Wis.-Stevens Point	2007	5

GAME-WINNING GOALS

Team, Player	Year	GWG
Jackie Schmitt, Wis.-Stevens Point	2002	10
Laura Hurd, Elmira	2002	9
Katie Jacques, Concordia-M'head	2002	9
Jackie Schmitt, Wis.-Stevens Point	2004	9
Sarah Moe, Gust. Adolphus	2002	8
Laura Hurd, Elmira	2005	8
Andrea Peterson, Gust. Adolphus	2005	8
Tarasai Karega, Amherst	2007	8
Elizabeth Gibson, Plattsburgh St.	2004	7
Emily Kearns, St. Mary's (Minn.)	2004	7
Molly Wasserman, Williams	2004	7
Kristen Cameron, Bowdoin	2005	7
Melanie Drake, St. Thomas (Minn.)	2005	7
Danielle Blanchard, Plattsburgh St.	2006	7
Danielle Nagymarosi, Rochester Inst.	2007	7

Defense

SAVES

Player, Team	Year	Saves
Rachael Young, Hamline	2003	1,008
Kristin Suslowicz, Salve Regina	2005	1,001
Mary Keddie, Buffalo St.	2003	987
Kristin Suslowicz, Salve Regina	2002	945
Jen Kroleski, Hamilton	2002	863
Gabby Petrill, Connecticut Col.	2004	853
Regina Sullivan, MIT	2002	811
Gabby Petrill, Connecticut Col.	2005	806
Regina Sullivan, MIT	2005	800
Regina Sullivan, MIT	2003	783
Gabby Petrill, Connecticut Col.	2003	756
Mimi MacKinnon, Trinity (Conn.)	2002	754
Beth Spurrier, Bethel (Minn.)	2007	751
Katie Fedoryk, Augsburg	2002	739
Mary Keddie, Buffalo St.	2002	737

SAVE PERCENTAGE

(Min. 33 percent of team minutes played)

Player, Team	Year	GA	Saves	Pct.
Nicki Werner, Rochester Inst.	2007	9	211	.959
Nicole Elliott, Manhattanville	2004	13	270	.954
Rosina Schiff, Rensselaer	2004	24	481	.952
Kati Madouros, Middlebury	2002	6	116	.951
Liane Ortis, Manhattanville	2005	8	154	.951
Nicole Elliott, Manhattanville	2002	11	210	.950
Rosina Schiff, Rensselaer	2003	16	292	.948
Elaine Vanderembse, Rochester Inst.	2002	22	395	.947
Becky Kilpatrick, St. Thomas (Minn.)	2005	17	302	.947
Kristin Lillie, Elmira	2004	6	105	.946
Nicole Elliott, Manhattanville	2003	13	226	.946
Rikki Nespor, Wis.-Superior	2006	16	270	.944
Kristy Faechner, Wis.-Superior	2004	30	504	.944
Edith Racine, Elmira	2003	26	425	.942
Kate Kogut, Middlebury	2004	14	227	.942

GOALS-AGAINST AVERAGE

(Min. 33 percent of team minutes played)

Player, Team	Year	Mins.	GA	Avg.
Kristin Lillie, Elmira	2003	659	5	0.46
Kristin Lillie, Elmira	2004	600	6	0.60
Kati Madouros, Middlebury	2002	569	6	0.63
Kristin Lillie, Elmira	2002	626	7	0.67
Liane Ortis, Manhattanville	2005	580	8	0.83
Nicole Elliott, Manhattanville	2002	757	11	0.87
Nicki Werner, Rochester Inst.	2007	604	9	0.89
Nicole Elliott, Manhattanville	2003	851	13	0.92
Kara Meyer, Gust. Adolphus	2004	648	10	0.93
Nicole Elliott, Manhattanville	2004	815	13	0.96
Kate Kogut, Middlebury	2004	868	14	0.97
Elaine Vanderembse, Rochester Inst.	2002	1,308	22	1.01
Kate Kogut, Middlebury	2003	710	13	1.10
Angie Todd, Middlebury	2007	706	13	1.10
Diane Sawyer, Wis.-Stevens Point	2002	760	14	1.11
Nathalie Morgan, Bowdoin	2004	1,084	20	1.11

Miscellaneous

GOALIE WINNING PERCENTAGE

(Min. 33 percent of team minutes played)

Player, Team	Year	W-L-T	Pct.*
Kristin Lillie, Elmira	2002	10-0-0	1.000
Diane Sawyer, Wis.-Stevens Point	2002	13-0-0	1.000
Nicole Elliott, Manhattanville	2003	14-0-0	1.000
Kristin Lillie, Elmira	2004	10-0-0	1.000
Sarah Windhorst, Gust. Adolphus	2007	10-0-0	1.000
Breanne Doyle, Plattsburgh St.	2007	21-0-2	.957
Kati Madouros, Middlebury	2002	8-0-1	.944
Shannon Kasperek, Wis.-Stevens Point	2002	13-1-0	.929
Kate Kogut, Middlebury	2004	13-1-0	.929
Molly O'Donnell, Gust. Adolphus	2002	12-1-0	.923
Edith Racine, Elmira	2002	16-1-1	.917
Kate Kogut, Middlebury	2005	21-2-0	.913
Kristin Lillie, Elmira	2003	10-1-0	.909
Kara Meyer, Gust. Adolphus	2004	10-1-0	.909
Amber Lindner, Wis.-River Falls	2004	9-1-0	.900
Liane Ortis, Manhattanville	2005	9-1-0	.900

*Ties computed as half win, half loss.

CAREER RECORDS

Offense

POINTS

Player, Team	Years	GP	G	A	Pts.
Laura Hurd, Elmira	2002-05	110	120	117	237
Elizabeth Gibson, Plattsburgh St.	2002-05	108	120	106	226
Andrea Peterson, Gust. Adolphus	2004-07	115	78	107	185
Cherie Stewart, Manhattanville	2002-05	109	101	76	177
Emily Quizon, Middlebury	2003-06	112	64	107	171
Deana Wiegand, Utica	2004-07	104	74	96	170
Andrea Ciarletta, Mass.-Boston	2004-07	102	98	69	167
Erin Kegley, Wis.-Superior	2004-07	100	90	73	163
Melissa Belmonte, Mass.-Boston	2004-07	103	76	81	157
Meghan Gillis, Bowdoin	2004-07	104	76	78	154
Alysia Park, Rochester Inst.	2002-05	106	79	74	153
Jenn Clarke, Plattsburgh St.	2003-06	108	76	76	152
Jessica Temesy, Manhattanville	2003-06	116	64	87	151
Lorna Gifis, Middlebury	2002-05	102	77	73	150
Tanaya Reitz, St. Thomas (Minn.)	2003-06	103	66	80	146
Maureen Hardwick, St. Thomas (Minn.)	2003-06	104	56	86	142
Jaclyn O'Neil, Elmira	2003-06	110	51	91	142
Charissa Gawant, Elmira	2002-05	100	53	86	139
Lynn Taylor, Plattsburgh St.	2002-05	109	58	81	139
Lauren Chezick, Augsburg	2002-05	102	55	82	137
Kasie Strong, Rochester Inst.	2002-05	106	53	83	136
Zoe Baldwin, Hamilton	2003-06	98	91	45	136
Lindsay Palmer, Elmira	2002-05	106	55	80	135
Laura Stypulkowski, Gust. Adolphus	2002-05	114	53	82	135
Stephanie Price, Utica	2004-07	96	54	80	134

POINTS PER GAME

(Min. 50 games played; Must have completed collegiate career)

Player, Team	Years	GP	Pts.	PPG
Laura Hurd, Elmira	2002-05	110	237	2.15
Elizabeth Gibson, Plattsburgh St.	2002-05	108	226	2.09
Shelly Chessie, Bowdoin	2002-03	56	101	1.80
Molly Wasserman, Williams	2002-04	72	124	1.72
Annie Annunziato, Augsburg	2002-04	80	132	1.65
Andrea Ciarletta, Mass.-Boston	2004-07	102	167	1.64
Deana Wiegand, Utica	2004-07	104	170	1.63
Erin Kegley, Wis.-Superior	2004-07	100	163	1.63
Cherie Stewart, Manhattanville	2002-05	109	177	1.62
Andrea Peterson, Gust. Adolphus	2004-07	115	185	1.61
Emily Quizon, Middlebury	2003-06	112	171	1.53
Melissa Belmonte, Mass.-Boston	2004-07	103	157	1.52
Emily Kearns, St. Mary's (Minn.)	2002-04	80	120	1.50
Meghan Gillis, Bowdoin	2004-07	104	154	1.48
Lorna Gifis, Middlebury	2002-05	102	150	1.47
Alysia Park, Rochester Inst.	2002-05	106	153	1.44
Lindsay Kurtis, Concordia-M'head	2002-04	62	88	1.42
Tanaya Reitz, St. Thomas (Minn.)	2003-06	103	146	1.42
Jenn Clarke, Plattsburgh St.	2003-06	108	152	1.41
Stephanie Price, Utica	2004-07	96	134	1.40
Tomery Stolz, St. Thomas (Minn.)	2002-04	79	110	1.39

Player, Team	Years	GP	Pts.	PPG
Charissa Gawant, Elmira.....	2002-05	100	139	1.39
Zoe Baldwin, Hamilton.....	2003-06	98	136	1.39
Maureen Hardwick, St. Thomas (Minn.).....	2003-06	104	142	1.37
Lauren Chezick, Augsburg.....	2002-05	102	137	1.34

GOALS

Player, Team	Years	Games	Goals
Elizabeth Gibson, Plattsburgh St.	2002-05	108	120
Laura Hurd, Elmira.....	2002-05	110	120
Cherie Stewart, Manhattanville.....	2002-05	109	101
Andrea Ciarletta, Mass.-Boston.....	2004-07	102	98
Zoe Baldwin, Hamilton.....	2003-06	98	91
Erin Kegley, Wis.-Superior.....	2004-07	100	90
Alysia Park, Rochester Inst.	2002-05	106	79
Emily Kearns, St. Mary's (Minn.).....	2002-04	80	78
Andrea Peterson, Gust. Adolphus.....	2004-07	115	78
Lorna Gifis, Middlebury.....	2002-05	102	77
Jenn Clarke, Plattsburgh St.	2003-06	108	76
Melissa Belmonte, Mass.-Boston.....	2004-07	103	76
Meghan Gillis, Bowdoin.....	2004-07	104	76
Molly Wasserman, Williams.....	2002-04	72	75
Deana Wiegand, Utica.....	2004-07	104	74
Jackie Schmitt, Wis.-Stevens Point.....	2002-05	109	72
Jennifer Mulick, Manhattanville.....	2002-05	113	67
Tanaya Reitz, St. Thomas (Minn.).....	2003-06	103	66
Emily Quizon, Middlebury.....	2003-06	112	64
Jessica Temesy, Manhattanville.....	2003-06	116	64
Lynn Taylor, Plattsburgh St.	2002-05	109	58
Jessica Moreau, Plattsburgh St.	2004-07	107	58
Tomery Stolz, St. Thomas (Minn.).....	2002-04	79	56
Maureen Hardwick, St. Thomas (Minn.).....	2003-06	104	56

7 players tied with 55

GOALS PER GAME

(Min. 50 games played; Must have completed collegiate career)

Player, Team	Years	GP	G	GPG
Elizabeth Gibson, Plattsburgh St.	2002-05	108	120	1.11
Laura Hurd, Elmira.....	2002-05	110	120	1.09
Molly Wasserman, Williams.....	2002-04	72	75	1.04
Emily Kearns, St. Mary's (Minn.).....	2002-04	80	78	0.98
Andrea Ciarletta, Mass.-Boston.....	2004-07	102	98	0.96
Zoe Baldwin, Hamilton.....	2003-06	98	91	0.93
Cherie Stewart, Manhattanville.....	2002-05	109	101	0.93
Erin Kegley, Wis.-Superior.....	2004-07	100	90	0.90
Lorna Gifis, Middlebury.....	2002-05	102	77	0.75
Shelly Chessie, Bowdoin.....	2002-03	56	42	0.75
Alysia Park, Rochester Inst.	2002-05	106	79	0.75
Melissa Belmonte, Mass.-Boston.....	2004-07	103	76	0.74
Meghan Gillis, Bowdoin.....	2004-07	104	76	0.73
Deana Wiegand, Utica.....	2004-07	104	74	0.71
Tomery Stolz, St. Thomas (Minn.).....	2002-04	79	56	0.71
Jenn Clarke, Plattsburgh St.	2003-06	108	76	0.70
Robyn Slater, Lake Forest.....	2002-03	50	35	0.70
Jen Gorczynski, Rochester Inst.	2002-04	79	55	0.70

ASSISTS

Player, Team	Years	GP	Assists
Laura Hurd, Elmira.....	2002-05	110	117
Emily Quizon, Middlebury.....	2003-06	112	107
Andrea Peterson, Gust. Adolphus.....	2004-07	115	107
Elizabeth Gibson, Plattsburgh St.	2002-05	108	106
Deana Wiegand, Utica.....	2004-07	104	96
Jaclyn O'Neil, Elmira.....	2003-06	110	91
Jessica Temesy, Manhattanville.....	2003-06	116	87
Charissa Gawant, Elmira.....	2002-05	100	86
Maureen Hardwick, St. Thomas (Minn.).....	2003-06	104	86
Kasie Strong, Rochester Inst.	2002-05	106	83
Lauren Chezick, Augsburg.....	2002-05	108	82
Laura Stypulkowski, Gust. Adolphus.....	2002-05	114	82
Lynn Taylor, Plattsburgh St.	2002-05	109	81
Melissa Belmonte, Mass.-Boston.....	2004-07	103	81
Lindsay Palmer, Elmira.....	2002-05	106	80
Tanaya Reitz, St. Thomas (Minn.).....	2003-06	103	80
Stephanie Price, Utica.....	2004-07	96	80
CKelly Crandall, Gust. Adolphus.....	2005-07	87	80
Annie Annunziato, Augsburg.....	2002-04	80	79
Marissa O'Neil, Bowdoin.....	2002-05	106	78
Meghan Gillis, Bowdoin.....	2004-07	104	78
Cherie Stewart, Manhattanville.....	2002-05	109	76
Jenn Clarke, Plattsburgh St.	2003-06	108	76
Alysia Park, Rochester Inst.	2002-05	106	74
Lorna Gifis, Middlebury.....	2002-05	102	73
Erin Kegley, Wis.-Superior.....	2004-07	100	73

CActive player.

ASSISTS PER GAME

(Min. 50 games played; Must have completed collegiate career)

Player, Team	Years	GP	A	APG
Laura Hurd, Elmira.....	2002-05	110	117	1.06
Shelly Chessie, Bowdoin.....	2002-03	56	59	1.05
Annie Annunziato, Augsburg.....	2002-04	80	79	0.99
Elizabeth Gibson, Plattsburgh St.	2002-05	108	106	0.98
Emily Quizon, Middlebury.....	2003-06	112	107	0.96
Andrea Peterson, Gust. Adolphus.....	2004-07	115	107	0.93
Deana Wiegand, Utica.....	2004-07	104	96	0.92
Charissa Gawant, Elmira.....	2002-05	100	86	0.86
Stephanie Price, Utica.....	2004-07	96	80	0.83
Jaclyn O'Neil, Elmira.....	2003-06	110	91	0.83
Maureen Hardwick, St. Thomas (Minn.).....	2003-06	104	86	0.83
Lindsay Kurtis, Concordia-M'head.....	2002-04	62	50	0.81
Melissa Belmonte, Mass.-Boston.....	2004-07	103	81	0.79
Kasie Strong, Rochester Inst.	2002-05	106	83	0.78
Tanaya Reitz, St. Thomas (Minn.).....	2003-06	103	80	0.78
Ali Annunziato, Manhattanville.....	2002-04	67	52	0.78
Eden Self, Hamilton.....	2002-04	71	55	0.77
Lauren Chezick, Augsburg.....	2002-05	108	82	0.76
Jessica Temesy, Manhattanville.....	2003-06	116	87	0.75
Meghan Gillis, Bowdoin.....	2004-07	104	78	0.75

POWER-PLAY GOALS

Player, Team	Years	PPG
Elizabeth Gibson, Plattsburgh St.	2002-05	27
Erin Kegley, Wis.-Superior.....	2004-07	27
CKelly Crandall, Gust. Adolphus.....	2005-07	24
Andrea Peterson, Gust. Adolphus.....	2004-07	23
Stefanie McLean, Elmira.....	2004-07	21
Deana Wiegand, Utica.....	2004-07	21
Laura Hurd, Elmira.....	2002-05	20
Lindsay Weier, St. Olaf.....	2003-06	20
Andrea Ciarletta, Mass.-Boston.....	2004-07	20
Lorna Gifis, Middlebury.....	2002-05	19
Jessica Temesy, Manhattanville.....	2003-06	19
Abby Kuntz-Phelan, Middlebury.....	2004-07	19
Jessica Moreau, Plattsburgh St.	2004-07	19
Amber Neil, Middlebury.....	2002-03	18
Melanie Drake, St. Thomas (Minn.).....	2003-06	18
Ann Ninneman, Wis.-Stevens Point.....	2002-05	17
Ashley Wood, Williams.....	2004-07	17
CTarasai Karega, Amherst.....	2006-07	17

CActive player.

SHORT-HANDED GOALS

Player, Team	Years	SHG
Elizabeth Gibson, Plattsburgh St.	2002-05	17
Laura Hurd, Elmira.....	2002-05	11
CAnnmarie Cellino, Middlebury.....	2006-07	9
CCourtney DeHoey, Lake Forest.....	2005-07	8
CNicole Grossmann, Wis.-Stevens Point.....	2006-07	8
Missy Pacitti, Neumann.....	2002-05	7
Colleen Baude, Rochester Inst.	2002	7
Jenn Clarke, Plattsburgh St.	2003-06	7
Ingrid Neve, Gust. Adolphus.....	2004-06	7
CDanielle Blanchard, Plattsburgh St.	2006-07	7
CSusannah Brokl, St. Olaf.....	2005-07	7
Erin Kegley, Wis.-Superior.....	2004-07	7
CDanielle Nagymarosi, Manhattanville/Rochester Inst.....	2006; 2007	7
Tanaya Reitz, St. Thomas (Minn.).....	2003-06	6
CLindsay Boeser, St. Olaf.....	2005-07	6
Andrea Peterson, Gust. Adolphus.....	2004-07	6
Deana Wiegand, Utica.....	2004-07	6

CActive player.

GAME-WINNING GOALS

Player, Team	Years	GWG
Jackie Schmitt, Wis.-Stevens Point.....	2002-05	27
Laura Hurd, Elmira.....	2002-05	25
Andrea Peterson, Gust. Adolphus.....	2004-07	19
Cherie Stewart, Manhattanville.....	2002-05	18
Andrea Ciarletta, Mass.-Boston.....	2004-07	18
Emily Kearns, St. Mary's (Minn.).....	2002-04	17
Elizabeth Gibson, Plattsburgh St.	2002-05	17
Lorna Gifis, Middlebury.....	2002-05	17
Marissa O'Neil, Bowdoin.....	2002-05	17
Erin Kegley, Wis.-Superior.....	2004-07	17
Alysia Park, Rochester Inst.	2002-05	16
Molly Wasserman, Williams.....	2002-04	15
Zoe Baldwin, Hamilton.....	2003-06	15

Player, Team	Years	GWG
cSusannah Brokl, St. Olaf.....	2005-07	15
Abby Kurtz-Phelen, Middlebury.....	2004-07	15

cActive player.

Defense

SAVES

Player, Team	Years	Saves
Kristin Suslowicz, Salve Regina.....	2002-05	3,202
Gabby Petrill, Connecticut Col.....	2003-06	2,969
Regina Sullivan, MIT.....	2002-05	2,963
Rachael Young, Hamline.....	2003-06	2,791
Mary Keddie, Buffalo St.....	2002-04	2,386
Marlene Yaeger, Wis.-River Falls.....	2002-05	2,198
Morgan Kane, St. Catherine.....	2003-06	2,051
Sally Bevis, Lake Forest.....	2004-07	2,047
Casey McCullion, Holy Cross.....	2004-07	2,047
Mimi MacKinnon, Trinity (Conn.).....	2002-04	1,984
Sarah Detwiler, Utica.....	2002-05	1,826
Lauren Voran, Neumann.....	2003-06	1,822
Amy Statz, Wis.-Stevens Point.....	2004-07	1,811
Marcy Ring, St. Michael's.....	2002-05	1,709
Theresa Taylor, Lake Forest.....	2002-04	1,695
Karen Jamnik, Southern Me.....	2002-04	1,661
Edith Racine, Elmira.....	2002-05	1,655
Kelly Fillmore, Cortland St.....	2002-05	1,650
Kristy Faechner, Wis.-Superior.....	2003-06	1,601
Amber Lindner, Wis.-River Falls.....	2004-07	1,485

SAVE PERCENTAGE

(Min. 1,000 Saves; Must have completed collegiate career)

Player, Team	Years	Shots	Saves	Avg.
Nicole Elliott, Manhattanville.....	2002-05	1,081	1,024	.947
Rosina Schiff, Rensselaer.....	2003-05	1,212	1,143	.943
Edith Racine, Elmira.....	2002-05	1,773	1,655	.933
Marlene Yaeger, Wis.-River Falls.....	2002-05	2,317	2,161	.933
Elaine Vonderembse, Rochester Inst.....	2002-04	1,593	1,482	.930
Missie Meemken, St. Mary's (Minn.).....	2002-03	1,354	1,257	.928
Breanne Doyle, Plattsburgh St.....	2003, 05-07	1,388	1,287	.927
Kate Kogut, Middlebury.....	2003-06	1,358	1,258	.926
Becky Kilpatrick, St. Thomas (Minn.).....	2003-06	1,301	1,204	.925
Amy Statz, Wis.-Stevens Point.....	2004-07	1,958	1,811	.925
Amber Lindner, Wis.-River Falls.....	2004-07	1,609	1,485	.923
Mary Keddie, Buffalo St.....	2002-04	2,588	2,386	.922
Carolyn Roy, Plattsburgh St.....	2002-05	1,600	1,474	.921
Kristy Faechner, Wis.-Superior.....	2003-06	1,740	1,601	.920
Karen Jamnik, Southern Me.....	2002-04	1,805	1,658	.919
Stephanie Yates, Utica.....	2004-07	1,202	1,104	.918
Shyla Wilson, Concordia-M'head.....	2002-03	1,143	1,049	.918
Sally Bevis, Lake Forest.....	2004-07	2,233	2,047	.917
Andrea Smith, St. Olaf.....	2002-05	1,533	1,402	.915
Kerry Rollwagon, St. Olaf.....	2002-05	1,384	1,264	.913

GOALS-AGAINST AVERAGE

(Min. 1,500 Minutes; Must have completed collegiate career)

Player, Team	Years	Mins.	GA	Avg.
Kristin Lillie, Elmira.....	2002-04	1,885	18	0.57
Nicole Elliott, Manhattanville.....	2002-05	3,439	57	0.99
Kati Madouros, Middlebury.....	2002-04	2,249	46	1.23
Diane Sawyer, Wis.-Stevens Point.....	2002-04	2,044	44	1.29
Emily McKissock, Bowdoin.....	2002-03	2,853	62	1.30
Renee Kirnan, Manhattanville.....	2002-04	2,199	48	1.31
Kate Kogut, Middlebury.....	2003-06	4,315	100	1.39
Molly O'Donnell, Gust. Adolphus.....	2002-03	1,501	36	1.44
Rosina Schiff, Rensselaer.....	2003-05	2,851	69	1.45
Monelle Quevillon, Williams.....	2002-03	1,700	42	1.48
Carolyn Roy, Plattsburgh St.....	2002-05	5,086	126	1.49
Amy Statz, Wis.-Stevens Point.....	2004-07	5,768	147	1.53
Breanne Doyle, Plattsburgh St.....	2003, 05-07	3,954	101	1.53
Edith Racine, Elmira.....	2002-05	4,441	118	1.59
Cat MacEachern, Bowdoin.....	2003-06	2,710	75	1.66
Elaine Vonderembse, Rochester Inst.....	2002-04	3,959	111	1.68
Becky Kilpatrick, St. Thomas (Minn.).....	2003-06	3,284	97	1.77
Marlene Yaeger, Wis.-River Falls.....	2002-05	5,139	156	1.82
Anne Kautzer, Gust. Adolphus.....	2002-03	1,933	59	1.83
Kristy Faechner, Wis.-Superior.....	2003-06	4,277	139	1.95

Miscellaneous

GOALIE WINNING PERCENTAGE

(Min. 25 Wins; Must have completed collegiate career)

Player, Team	Years	W-L-T	Pct.*
Kristin Lillie, Elmira.....	2002-04	30-1-0	.968
Kate Kogut, Middlebury.....	2003-06	62-6-4	.889
Diane Sawyer, Wis.-Stevens Point.....	2002-04	31-5-0	.861
Nicole Elliott, Manhattanville.....	2002-05	49-7-4	.850
Breanne Doyle, Plattsburgh St.....	2003, 05-07	55-9-4	.838
Emily McKissock, Bowdoin.....	2002-03	37-7-4	.813
Kati Madouros, Middlebury.....	2002-04	29-6-2	.811
Renee Kirnan, Manhattanville.....	2002-04	27-6-2	.800
Cat MacEachern, Bowdoin.....	2003-06	32-10-1	.756
Edith Racine, Elmira.....	2002-05	53-16-5	.750
Amy Statz, Wis.-Stevens Point.....	2004-07	68-19-11	.750
Carolyn Roy, Plattsburgh St.....	2002-05	62-21-5	.733
Becky Kilpatrick, St. Thomas (Minn.).....	2003-06	37-12-5	.731
Katie Jetland, St. Thomas (Minn.).....	2004-07	35-13-0	.729
Julie Vallarelli, Rensselaer.....	2002-05	38-14-2	.722
Elaine Vonderembse, Rochester Inst.....	2002-04	49-20-5	.696
Rosina Schiff, Rensselaer.....	2003-05	31-15-2	.667
Kristy Faechner, Wis.-Superior.....	2003-06	45-22-4	.662
Amber Lindner, Wis.-River Falls.....	2004-07	38-20-5	.643
Stephanie Yates, Utica.....	2004-07	28-15-5	.635

*Ties computed as half win, half loss.

GOALIE WINS

Player, Team	Years	Wins
Amy Statz, Wis.-Stevens Point.....	2004-07	68
Carolyn Roy, Plattsburgh St.....	2002-05	62
Kate Kogut, Middlebury.....	2003-06	62
Breanne Doyle, Plattsburgh St.....	2003, 05-07	55
Edith Racine, Elmira.....	2002-05	53
Elaine Vonderembse, Rochester Inst.....	2002-04	49
Nicole Elliott, Manhattanville.....	2002-05	49
Marlene Yaeger, Wis.-River Falls.....	2002-05	46
Kristy Faechner, Wis.-Superior.....	2003-06	45
Julie Vallarelli, Rensselaer.....	2002-05	38
Amber Lindner, Wis.-River Falls.....	2004-07	38
Emily McKissock, Bowdoin.....	2002-03	37
Karen Jamnik, Southern Me.....	2002-04	37
Becky Kilpatrick, St. Thomas (Minn.).....	2003-06	37
Katie Jetland, St. Thomas (Minn.).....	2004-07	35
Casey McCullion, Holy Cross.....	2004-07	34
Sarah Detwiler, Utica.....	2002-05	32
Cat MacEachern, Bowdoin.....	2003-06	32
Diane Sawyer, Wis.-Stevens Point.....	2002-04	31
Rosina Schiff, Rensselaer.....	2003-05	31

GOALIE SHUTOUTS

Player, Team	Years	SH
Nicole Elliott, Manhattanville.....	2002-05	26
Amy Statz, Wis.-Stevens Point.....	2004-07	25
Kristin Lillie, Elmira.....	2002-04	20
Edith Racine, Elmira.....	2002-05	20
Carolyn Roy, Plattsburgh St.....	2002-05	19
Kristy Faechner, Wis.-Superior.....	2003-06	16
Kate Kogut, Middlebury.....	2003-06	15
Cat MacEachern, Bowdoin.....	2003-06	15
Breanne Doyle, Plattsburgh St.....	2003, 05-07	15
Kati Madouros, Middlebury.....	2002-04	14
Elaine Vonderembse, Rochester Inst.....	2002-04	14
Rosina Schiff, Rensselaer.....	2003-05	13
Emily McKissock, Bowdoin.....	2002-03	12
Marlene Yaeger, Wis.-River Falls.....	2002-05	12
Karen Jamnik, Southern Me.....	2002-04	11
Sarah Detwiler, Utica.....	2002-05	11
Julie Vallarelli, Rensselaer.....	2002-05	11
Diane Sawyer, Wis.-Stevens Point.....	2002-04	10
cCara McGurry, Elmira.....	2005-07	10

cActive player.

Annual Individual Champions

Offense

POINTS PER GAME

Year	Player, Team	GP	G	A	Pts.	Avg.
2002	Laura Hurd, Elmira	28	40	37	77	2.75
2003	Elizabeth Gibson, Plattsburgh St.	22	27	24	51	2.32
2004	Andrea Ciarletta, Mass.-Boston	26	26	30	56	2.15
2005	Laura Hurd, Elmira	28	25	33	58	2.07
2006	Tanaya Reitz, St. Thomas (Minn.)	25	21	28	49	1.96
2007	Danielle Nagymarosi, Rochester Inst.	26	32	29	61	2.35

GOALS PER GAME

Year	Player, Team	G	Goals	Avg.
2002	Elizabeth Gibson, Plattsburgh St.	27	39	1.44
2003	Zoe Baldwin, Hamilton	23	30	1.23
2004	Andrea Ciarletta, Mass.-Boston	26	30	1.15
2005	Erin Kegley, Wis.-Superior	23	25	1.09
2006	Jill Nolan, Utica	21	23	1.10
2007	Danielle Nagymarosi, Rochester Inst.	26	32	1.23

ASSISTS PER GAME

Year	Player, Team	G	Assists	Avg.
2002	Colleen Baude, Rochester Inst.	27	42	1.56
2003	Angela Kapus, Middlebury	26	35	1.35
2004	Kristi Bland, Utica	26	33	1.27
2005	Emily Quizon, Middlebury	30	38	1.27
2006	Maureen Hardwick, St. Thomas (Minn.)	25	32	1.28
2007	Deana Wiegand, Utica	26	30	1.15

POWER-PLAY GOALS

Year	Player, Team	Games	PPG
2002	Melanie Salatino, Wis.-Superior	26	12
2003	Amber Neil, Middlebury	26	12
2004	Elizabeth Gibson, Plattsburgh St.	30	10
2005	Lorna Gifis, Middlebury	30	10
2006	Tarasai Karega, Amherst	24	9
2007	Maegan Geypens, Rochester Inst.	26	10
	Sara Mickelson, Hamline	27	10

SHORT-HANDED GOALS

Year	Player, Team	Games	SHG
2002	Colleen Baude, Rochester Inst.	27	7
	Elizabeth Gibson, Plattsburgh St.	27	7
2003	Annie Annunziato, Augsburg	26	4
	Liz Flanagan, Union (N.Y.)	24	4
	Laura Hurd, Elmira	27	4
2004	Eden Self, Hamilton	24	4
2005	Elizabeth Gibson, Plattsburgh St.	29	5
2006	Anmarie Cellino, Middlebury	29	7
2007	Danielle Nagymarosi, Rochester Inst.	26	7

GAME-WINNING GOALS

Year	Player, Team	Games	GWG
2002	Jackie Schmitt, Wis.-Stevens Point	27	10
2003	Zoe Baldwin, Hamilton	23	6
	Angela Kapus, Middlebury	26	6
	Emily Teachout, Wis.-Stevens Point	27	6
2004	Jackie Schmitt, Wis.-Stevens Point	29	9
2005	Laura Hurd, Elmira	28	8
	Andrea Peterson, Gust. Adolphus	30	8
2006	Danielle Blanchard, Plattsburgh St.	30	7
2007	Tarasai Karega, Amherst	29	8

Defense

SAVE PERCENTAGE

Year	Player, Team	Games	GA	Svs.	Pct.
2002	Kati Madouros, Middlebury	10	6	116	.951
2003	Rosina Schiff, Rensselaer	14	16	292	.948
2004	Nicole Elliott, Manhattanville	16	13	270	.954
2005	Liane Ortis, Manhattanville	10	8	154	.951
2006	Rikki Nespor, Wis.-Superior	13	16	270	.944
2007	Nicki Werner, Rochester Inst.	10	9	211	.959

GOALS-AGAINST AVERAGE

Year	Player, Team	Games	Mins.	GA	GAA
2002	Kati Madouros, Middlebury	10	569	6	0.63
2003	Kristin Lillie, Elmira	11	659	5	0.46
2004	Kristin Lillie, Elmira	10	600	6	0.60
2005	Liane Ortis, Manhattanville	8	580	8	0.83
2006	Rikki Nespor, Wis.-Superior	13	788	16	1.22
2007	Nicki Werner, Rochester Inst.	10	604	9	0.89

Miscellaneous

GOALIE WINNING PERCENTAGE

Year	Player, Team	W-L-T	Pct.*
2002	Diane Sawyer, Wis.-Stevens Point	13-0-0	1.000
	Kristin Lillie, Elmira	10-0-0	1.000
2003	Nicole Elliott, Manhattanville	14-0-0	1.000
2004	Kristin Lillie, Elmira	10-0-0	1.000
2005	Liane Ortis, Manhattanville	9-1-0	.900
2006	Kate Kogut, Middlebury	21-2-0	.913
2007	Sarah Windhorst, Gust. Adolphus	10-0-0	1.000

*Ties computed as half win, half loss.

Team Records

Official NCAA Division III women's ice hockey records began with the 2001-02 season and are based on information submitted to the NCAA statistics service by institutions participating in the statistics rankings. In statistical rankings, the rounding of percentages and/or averages may indicate ties where none exist. In these cases, the numerical order of the rankings is accurate.

Offense

GOALS SCORED

Period

10—Plattsburgh St. vs. Chatham, Nov. 14, 2003 (2nd)

Game

18—Manhattanville vs. St. Michael's (0), Jan. 11, 2002;
Utica vs. Chatham (0), Nov. 19, 2004

Game, Both Teams

23—Hamline (16) vs. Chatham (7), Jan. 6, 2007

Season

198—Manhattanville, 2003 (31 games, 6.39 per game)

GOALS SCORED PER GAME

Season

6.44—Rochester Inst., 2002 (27 games, 174 goals)

MOST ASSISTS

Game

31—Utica vs. Chatham, Feb. 7, 2004

Game, Both Teams

33—Utica (31) vs. Chatham (2), Feb. 7, 2004

Season

265—Manhattanville, 2003 (31 games, 8.55 per game)

FEWEST ASSISTS

Season

11—New England Col., 2002 (12 games, 0.92 per game)

POINTS SCORED

Game

47—Utica vs. Chatham, Feb. 7, 2004 (16 goals, 31 assists)

Game, Both Teams

52—Hamline (39) vs. Chatham (13), Jan. 6, 2007

Season

463—Manhattanville, 2003 (31 games, 14.94 per game)

POWER-PLAY GOALS

Game

6—Gust. Adolphus vs. St. Benedict, Feb. 25, 2006

Season

53—Elmira, 2007 (27 games, 1.96 per game)

POWER-PLAY PERCENTAGE

Game (Min. 4 Opportunities)

1.000—Elmira vs. Chatham, Nov. 4, 2005 (four opportunities, four goals); Connecticut Col. vs. Williams, Feb. 11, 2006 (four opportunities, four goals)

Season

.333—Bowdoin, 2003 (75 opportunities, 25 goals)

SHORT-HANDED GOALS

Game

3—Rensselaer vs. Salve Regina, March 1, 2003; Mass.-Boston vs. St. Michael's, Feb. 6, 2004

Season

17—Plattsburgh St., 2002 (27 games, 0.63 per game)

Defense

FEWEST GOALS ALLOWED

Season

22—Middlebury, 2002 (23 games)

FEWEST GOALS ALLOWED PER GAME

Season

0.89—Rochester Inst., 2002 (24 goals allowed, 27 games)

PENALTY-KILL PERCENTAGE

Season

.988—Bowdoin, 2003 (80 opportunities, one goal allowed)

LOWEST GOALS-AGAINST AVERAGE

Season

0.88—Rochester Inst., 2002 (24 goals allowed, 1,645 minutes)

MOST GOALS ALLOWED

Season

227—MIT, 2003 (21 games)

MOST GOALS ALLOWED PER GAME

Season

11.89—MIT, 2002 (226 goals allowed, 19 games)

Miscellaneous

LARGEST MARGIN OF VICTORY

18—Manhattanville (18) vs. St. Michael's (0), Jan. 11, 2002;
Utica (18) vs. Chatham (0), Nov. 19, 2004

SCORING MARGIN PER GAME

Season

5.56—Rochester Inst., 2002 (174 goals scored, 24 goals allowed, 27 games)

WINNING PERCENTAGE

*.966—Plattsburgh St. (27-0-2), 2007

*Ties computed as half win, half loss.

WINS

27—Manhattanville (27-4-0, .871), 2003; Middlebury (27-2-0, .931), 2006; Plattsburgh St. (27-0-2, .966), 2007

LOSSES

22—Hamline (2-22-1), 2003; Hamline (2-22-0), 2004;
Lake Forest (2-22-1), 2004; Castleton (3-22-0), 2005; St. Catherine (0-22-2), 2007

FEWEST WINS

0—MIT (0-19-0), 2002; Chatham (0-14-0), 2003; MIT (0-21-0), 2003; Chatham (0-14-0), 2004; Chatham (0-17-0), 2005; Chatham (0-16-0), 2006; Chatham (0-18-1), 2007; Plymouth St. (0-13-0), 2007; St. Catherine (0-22-2), 2007

FEWEST LOSSES

0—Plattsburgh St. (27-0-2), 2007

TIES

7—Lake Forest (11-7-7), 2007

HOME WINS

18—Plattsburgh St. (18-0-1), 2007

ROAD WINS

13—Gust. Adolphus (13-3-0), 2006

OVERTIME GAMES

10—Lake Forest (11-7-7), 2007

OVERTIME WINS

3—Williams, 2003

OVERALL WINNING STREAK

24—Middlebury, Feb. 20, 2005-Feb. 5, 2006

OVERALL UNBEATEN STREAK

33—Elmira, Nov. 10, 2001-Nov. 17, 2002

OVERALL LOSING STREAK

73—Chatham, Oct. 18, 2002-Jan. 20, 2007

OVERALL WINLESS STREAK

80—Chatham, Oct. 18, 2002-present

HOME WINNING STREAK

18—Plattsburgh St., Feb. 26, 2005-Mar. 17, 2006

HOME LOSING STREAK

35—Chatham, Nov. 2, 2002-Jan. 20, 2007

ROAD WINNING STREAK

12—Middlebury, Jan. 26, 2005-Feb. 8, 2006

ROAD LOSING STREAK

40—Chatham, Nov. 9, 2002-present

PENALTY MINUTES

Game

42—Plattsburgh St. vs. Cortland St., Jan. 15, 2005 (13 penalties)

Game, Both Teams

58—Plattsburgh St. (42) vs. Cortland St. (16), Jan. 15, 2005 (21 penalties)

Season

474—Manhattanville, 2007 (28 games, 16.93 per game)

PENALTIES

Game

15—Utica vs. Plattsburgh St., Feb. 23, 2003 (30 penalty minutes); Mass.-Boston vs. Southern Me., Dec. 10, 2004 (38 penalty minutes)

Game, Both Teams

25—Utica (15) vs. Plattsburgh St. (10), Feb. 23, 2003 (50 penalty minutes); Concordia-M'head (14) vs. Gust. Adolphus (11), Feb. 14, 2004 (50 penalty minutes)

FEWEST PENALTY MINUTES

Season

22—MIT, 2003 (21 games, 1.05 per game)

Team Leaders

Official NCAA Division III women's ice hockey records began with the 2001-02 season and are based on information submitted to the NCAA statistics service by institutions participating in the statistics rankings. In statistical rankings, the rounding of percentages and/or averages may indicate ties where none exist, the numerical order of the rankings is accurate.

SINGLE-GAME RECORDS

Offense

GOALS SCORED

Team in a Period

No.	Team vs. Opponent (Period)	Date
10	Plattsburgh St. vs. Chatham (2nd)	Nov. 14, 2003
9	Sacred Heart vs. MIT (3rd)	Nov. 17, 2001
9	Gust. Adolphus vs. Lake Forest (3rd)	Nov. 5, 2005

Team

No.	Team vs. Opponent	Date
18	Manhattanville vs. St. Michael's (0)	Jan. 11, 2002
18	Utica vs. Chatham (0)	Nov. 19, 2004
17	Sacred Heart vs. MIT (0)	Nov. 17, 2001
17	Rochester Inst. vs. MIT (0)	Jan. 19, 2002
17	Rensselaer vs. MIT (0)	Feb. 16, 2002
16	Manhattanville vs. MIT (0)	Nov. 18, 2001
16	Utica vs. Chatham (1)	Feb. 7, 2004
16	Neumann vs. Chatham (2)	Jan. 15, 2005
16	Hamline vs. Chatham (7)	Jan. 6, 2007
15	Elmira vs. Neumann (0)	Nov. 24, 2001
15	Rochester Inst. vs. MIT (0)	Dec. 9, 2001
15	Rensselaer vs. MIT (0)	Jan. 5, 2002
15	Elmira vs. Neumann (0)	Jan. 19, 2002
15	Manhattanville vs. St. Michael's (0)	Feb. 10, 2002
15	Rochester Inst. vs. MIT (0)	Feb. 23, 2002
15	Manhattanville vs. St. Michael's (0)	Jan. 18, 2003
15	Plattsburgh St. vs. Chatham (0)	Nov. 14, 2003

Both Teams

No.	Teams	Date
23	Hamline (16) vs. Chatham (7)	Jan. 6, 2007
19	Castleton (13) vs. Chatham (6)	Nov. 12, 2004
18	Manhattanville (18) vs. St. Michael's (0)	Jan. 11, 2002
18	Utica (18) vs. Chatham (0)	Nov. 19, 2004
18	Neumann (16) vs. Chatham (2)	Jan. 15, 2005
17	Sacred Heart (17) vs. MIT (0)	Nov. 17, 2001
17	Rochester Inst. (17) vs. MIT (0)	Jan. 19, 2002
17	Rensselaer (17) vs. MIT (0)	Feb. 16, 2002
17	Utica (16) vs. Chatham (1)	Feb. 7, 2004
16	Manhattanville (16) vs. MIT (0)	Nov. 18, 2001
16	Buffalo St. (13) vs. Chatham (3)	Oct. 16, 2004
16	Manhattanville (13) vs. Castleton (3)	Feb. 13, 2005
16	Gust. Adolphus (13) vs. Lake Forest (3)	Nov. 5, 2005

MOST ASSISTS

Team

No.	Team vs. Opponent	Date
31	Utica vs. Chatham	Feb. 7, 2004
28	Elmira vs. Chatham	Oct. 29, 2004
28	Utica vs. Chatham	Nov. 19, 2004
26	Manhattanville vs. St. Michael's	Jan. 11, 2002
26	Plattsburgh St. vs. Chatham	Nov. 14, 2003
25	Manhattanville vs. St. Michael's	Feb. 10, 2002
24	Elmira vs. Neumann	Jan. 11, 2003
24	Elmira vs. Neumann	Jan. 12, 2003
24	Elmira vs. Chatham	Oct. 30, 2004
23	Elmira vs. Neumann	Jan. 19, 2002
23	Rochester Inst. vs. MIT	Jan. 19, 2002
23	Hamline vs. Chatham	Jan. 6, 2007

Both Teams

No.	Teams	Date
33	Utica (31) vs. Chatham (2)	Feb. 7, 2004
29	Hamline (23) vs. Chatham (6)	Jan. 6, 2007
28	Elmira (28) vs. Chatham (0)	Oct. 29, 2004
28	Utica (28) vs. Chatham (0)	Nov. 19, 2004

No. Teams

No.	Teams	Date
27	Manhattanville (21) vs. Castleton (6)	Feb. 13, 2005
26	Manhattanville (26) vs. St. Michael's (0)	Jan. 11, 2002
26	Plattsburgh St. (26) vs. Chatham (0)	Nov. 14, 2003
25	Manhattanville (25) vs. St. Michael's (0)	Feb. 10, 2002
24	Elmira (24) vs. Neumann (0)	Jan. 11, 2003
24	Elmira (24) vs. Neumann (0)	Jan. 12, 2003
24	Elmira (24) vs. Chatham (0)	Oct. 30, 2004

POINTS SCORED

Team

No.	Team vs. Opponent	Date
47	Utica vs. Chatham	Feb. 7, 2004
46	Utica vs. Chatham	Nov. 19, 2004
44	Manhattanville vs. St. Michael's	Jan. 11, 2002
42	Elmira vs. Chatham	Oct. 29, 2004
41	Plattsburgh St. vs. Chatham	Nov. 14, 2003
40	Rochester Inst. vs. MIT	Jan. 19, 2002
40	Manhattanville vs. St. Michael's	Feb. 10, 2002
39	Rensselaer vs. MIT	Feb. 16, 2002
39	Hamline vs. Chatham	Jan. 6, 2007
38	Elmira vs. Neumann	Jan. 19, 2002
38	Elmira vs. Neumann	Jan. 11, 2003
38	Elmira vs. Neumann	Jan. 12, 2003

Both Teams

No.	Teams	Date
52	Hamline (39) vs. Chatham (13)	Jan. 6, 2007
50	Utica (47) vs. Chatham (3)	Feb. 7, 2004
46	Utica (46) vs. Chatham (0)	Nov. 19, 2004
44	Manhattanville (44) vs. St. Michael's (0)	Jan. 11, 2002
43	Manhattanville (34) vs. Castleton (9)	Feb. 13, 2005
42	Elmira (42) vs. Chatham (0)	Oct. 29, 2004
41	Plattsburgh St. (41) vs. Chatham (0)	Nov. 14, 2003
40	Rochester Inst. (40) vs. MIT (0)	Jan. 19, 2002
40	Manhattanville (40) vs. St. Michael's (0)	Feb. 10, 2002
39	Rensselaer (39) vs. MIT (0)	Feb. 16, 2002
39	Elmira (38) vs. Neumann (1)	Jan. 11, 2003
39	Buffalo St. (30) vs. Chatham (9)	Oct. 16, 2004
39	Neumann (35) vs. Chatham (4)	Jan. 15, 2005

POWER-PLAY GOALS

No.	Team vs. Opponent	Date
6	Gust. Adolphus vs. St. Benedict	Feb. 25, 2006
5	Plattsburgh St. vs. Neumann	Nov. 9, 2002
5	Buffalo St. vs. Chatham	Oct. 17, 2004
5	Plattsburgh St. vs. Chatham	Oct. 22, 2005
5	Plattsburgh St. vs. Cortland St.	Jan. 13, 2006
4	Manhattanville vs. St. Michael's	Jan. 11, 2002
4	Elmira vs. Chatham	Nov. 4, 2005
4	Connecticut Col. vs. Williams	Feb. 11, 2006
4	Mass.-Boston vs. St. Michael's	Dec. 3, 2006
4	Mass.-Boston vs. Salve Regina	Jan. 28, 2007

POWER-PLAY PERCENTAGE

Team (Min. 4 Opportunities)

Pct.	Team vs. Opponent	Date
1.000	Elmira (4-4) vs. Chatham	Nov. 4, 2005
1.000	Connecticut Col. (4-4) vs. Williams	Feb. 11, 2006

SHORT-HANDED GOALS

No.	Team vs. Opponent	Date
3	Rensselaer vs. Salve Regina	March 1, 2003
3	Mass.-Boston vs. St. Michael's	Feb. 6, 2004

Miscellaneous

PENALTY MINUTES

Both Teams

No.	Teams	Date
58	Plattsburgh St. (42) vs. Cortland St. (16)	Jan. 15, 2005
52	Mass.-Boston (38) vs. Southern Me. (14)	Dec. 10, 2004
50	Utica (30) vs. Plattsburgh St. (20)	Feb. 23, 2003
50	Concordia-M'head (28) vs. Gust. Adolphus (22)	Feb. 14, 2004

PENALTIES**Both Teams**

No.	Teams	Date
25	Utica (15) vs. Plattsburgh St. (10)	Feb. 23, 2003
25	Concordia-M'head (14) vs. Gust. Adolphus (11)	Feb. 14, 2004
22	Mass.-Boston (15) vs. Southern Me. (7)	Dec. 10, 2004
22	Gust. Adolphus (14) vs. Hamline (8)	Dec. 1, 2006
21	Plattsburgh St. (13) vs. Cortland St. (8)	Jan. 15, 2005

LARGEST MARGIN OF VICTORY

No.	Team vs. Opponent	Date
18	Manhattanville (18) vs. St. Michael's (0)	Jan. 11, 2002
18	Utica (18) vs. Chatham (0)	Nov. 19, 2004
17	Sacred Heart (17) vs. MIT (0)	Nov. 17, 2001
17	Rochester Inst. (17) vs. MIT (0)	Jan. 19, 2002
17	Rensselaer (17) vs. MIT (0)	Feb. 16, 2002
16	Manhattanville (16) vs. MIT (0)	Nov. 18, 2001
15	Elmira (15) vs. Neumann (0)	Nov. 24, 2001
15	Rochester Inst. (15) vs. MIT (0)	Dec. 9, 2001
15	Rensselaer (15) vs. MIT (0)	Jan. 5, 2002
15	Elmira (15) vs. Neumann (0)	Jan. 19, 2002
15	Manhattanville (15) vs. St. Michael's (0)	Feb. 10, 2002
15	Rochester Inst. (15) vs. MIT (0)	Feb. 23, 2002
15	Manhattanville (15) vs. St. Michael's (0)	Jan. 18, 2003
15	Plattsburgh St. (15) vs. Chatham (0)	Nov. 14, 2003
15	Utica (16) vs. Chatham (1)	Feb. 7, 2004

SEASON RECORDS**Offense****GOALS SCORED**

Team	Year	No.
Manhattanville	2003	198
Elmira	2002	178
Rochester Inst.	2002	174
Elmira	2003	170
Manhattanville	2005	168
Plattsburgh St.	2002	165
Manhattanville	2006	165
Manhattanville	2002	164
Manhattanville	2004	159
Plattsburgh St.	2004	159
Gust. Adolphus	2005	154
Gust. Adolphus	2006	153
Gust. Adolphus	2002	146
Plattsburgh St.	2007	146
Plattsburgh St.	2003	144

GOALS SCORED PER GAME

Team	Year	Games	Goals	Avg.
Rochester Inst.	2002	27	174	6.44
Manhattanville	2003	31	198	6.39
Elmira	2002	28	178	6.36
Plattsburgh St.	2003	23	144	6.26
Plattsburgh St.	2002	27	165	6.11
Manhattanville	2002	27	164	6.07
Manhattanville	2005	28	168	6.00
Manhattanville	2006	28	165	5.89
Elmira	2003	29	170	5.86
Manhattanville	2004	29	159	5.48
Plattsburgh St.	2004	30	159	5.30
Gust. Adolphus	2006	29	153	5.28
Utica	2004	26	134	5.15
Gust. Adolphus	2005	30	154	5.13
St. Thomas (Minn.)	2005	27	136	5.04

ASSISTS

Team	Year	No.
Manhattanville	2003	265
Elmira	2003	264
Elmira	2002	260
Manhattanville	2006	237
Rochester Inst.	2002	236
Manhattanville	2005	233
Plattsburgh St.	2004	229
Manhattanville	2004	222
Utica	2004	221
Plattsburgh St.	2007	217

Team	Year	No.
Plattsburgh St.	2002	215
Elmira	2005	214
Manhattanville	2002	213
Gust. Adolphus	2006	213
Middlebury	2005	208

POINTS SCORED

Team	Year	Goals	Assists	Pts.
Manhattanville	2003	198	265	463
Elmira	2002	178	260	438
Elmira	2003	170	264	434
Rochester Inst.	2002	174	236	410
Manhattanville	2006	165	237	402
Manhattanville	2005	168	233	401
Plattsburgh St.	2004	159	229	388
Manhattanville	2004	159	222	381
Plattsburgh St.	2002	165	215	380
Manhattanville	2002	164	213	377
Gust. Adolphus	2006	153	213	366
Plattsburgh St.	2007	146	217	363
Gust. Adolphus	2005	154	203	357
Utica	2004	134	221	355
Middlebury	2005	143	208	351

POWER-PLAY GOALS

Team	Year	No.
Elmira	2007	53
Gust. Adolphus	2006	52
Gust. Adolphus	2007	50
Middlebury	2005	42
Manhattanville	2006	41
Plattsburgh St.	2006	40
Utica	2007	39
Middlebury	2006	38
Hamline	2007	38
Plattsburgh St.	2007	38
Rochester Inst.	2007	36
Holy Cross	2007	35
St. Thomas (Minn.)	2006	33
Amherst	2007	33
Gust. Adolphus	2005	32
St. Olaf	2007	32

POWER-PLAY PERCENTAGE

Team	Year	PPG	PP Att.	Pct.
Bowdoin	2003	25	75	.333
Gust. Adolphus	2006	52	170	.306
Middlebury	2003	28	94	.298
Williams	2002	25	89	.281
Hamilton	2003	14	50	.280
Middlebury	2004	31	111	.279
Middlebury	2005	42	156	.269
Gust. Adolphus	2007	50	187	.267
Gust. Adolphus	2002	28	106	.264
Rensselaer	2003	27	104	.260
MIT	2006	15	58	.259
Utica	2007	39	151	.258
Bowdoin	2002	20	78	.256
Elmira	2007	53	207	.256
Wis.-Superior	2002	28	110	.255

SHORT-HANDED GOALS

Team	Year	No.
Plattsburgh St.	2002	17
Plattsburgh St.	2003	12
Middlebury	2006	12
Rochester Inst.	2002	11
Gust. Adolphus	2002	10
Gust. Adolphus	2005	10
Rensselaer	2005	10
Rochester Inst.	2007	10
Wis.-Stevens Point	2007	10
Elmira	2006	9
St. Anselm	2006	9

Defense

FEWEST GOALS ALLOWED PER GAME

Team	Year	Games	GA	Avg.
Rochester Inst.	2002	27	24	0.89
Manhattanville	2002	27	25	0.93
Manhattanville	2003	31	29	0.94
Middlebury	2002	23	22	0.96
Elmira	2003	29	31	1.07
Manhattanville	2005	28	31	1.11
Bowdoin	2004	26	29	1.12
Wis.-Stevens Point	2006	30	35	1.17
Plattsburgh St.	2007	29	34	1.17
Plattsburgh St.	2002	27	32	1.19
Rensselaer	2005	27	33	1.22
Middlebury	2003	26	32	1.23
Wis.-Stevens Point	2005	26	32	1.23
Plattsburgh St.	2006	30	37	1.23
Bowdoin	2003	28	35	1.25

PENALTY-KILL PERCENTAGE

Team	Year	Opponents'		Pct.
		PPG	PPA	
Bowdoin	2003	1	80	.988
Middlebury	2003	2	56	.964
Gust. Adolphus	2005	5	131	.962
Plattsburgh St.	2002	5	118	.958
St. Catherine	2004	2	45	.956
Manhattanville	2002	4	83	.952
Plattsburgh St.	2005	7	144	.951
St. Thomas (Minn.)	2005	7	144	.951
Manhattanville	2004	6	119	.950
Bowdoin	2004	4	78	.949
Middlebury	2006	7	128	.945
Manhattanville	2005	9	164	.945
Plattsburgh St.	2006	8	142	.944
Bowdoin	2002	6	103	.942
Gust. Adolphus	2006	6	102	.941

LOWEST GOALS-AGAINST AVERAGE

Team	Year	GA	Mins.	Avg.
Rochester Inst.	2002	24	1,645	0.88
Manhattanville	2002	25	1,633	0.92
Manhattanville	2003	29	1,862	0.93
Middlebury	2002	22	1,388	0.95
Elmira	2003	31	1,750	1.06
Manhattanville	2005	31	1,707	1.09
Bowdoin	2004	29	1,565	1.11
Wis.-Stevens Point	2006	35	1,820	1.15
Plattsburgh St.	2002	32	1,655	1.16
Plattsburgh St.	2007	34	1,752	1.16
Middlebury	2003	32	1,583	1.21
Wis.-Stevens Point	2005	32	1,571	1.22
Rensselaer	2005	33	1,620	1.22
Plattsburgh St.	2006	37	1,808	1.23
Bowdoin	2003	35	1,695	1.24

MOST GOALS ALLOWED PER GAME

Team	Year	Games	GA	Avg.
MIT	2002	19	226	11.89
Chatham	2004	14	157	11.21
Chatham	2005	17	185	10.88
MIT	2003	21	227	10.81
Chatham	2003	14	127	9.07
Neumann	2002	21	186	8.86
St. Michael's	2002	21	179	8.52
Chatham	2005	16	135	8.44
MIT	2006	14	106	7.57
St. Michael's	2003	23	174	7.57
MIT	2004	13	94	7.23
Salve Regina	2003	22	159	7.23
Chatham	2007	19	137	7.21
Salve Regina	2004	22	157	7.14
Castleton	2005	25	175	7.00

Miscellaneous

SCORING MARGIN PER GAME

Team	Year	G	GF	GA	Margin	Mar./Gm.
Rochester Inst.	2002	27	174	24	150	5.56
Manhattanville	2003	31	198	29	169	5.45
Manhattanville	2002	27	164	25	139	5.15
Elmira	2002	28	178	40	138	4.93
Plattsburgh St.	2002	27	165	32	133	4.93
Manhattanville	2005	28	168	31	137	4.89
Elmira	2003	29	170	31	139	4.79
Plattsburgh St.	2003	23	144	36	108	4.70
Manhattanville	2006	28	165	42	123	4.39
Manhattanville	2004	29	159	37	122	4.21
Plattsburgh St.	2004	30	159	40	119	3.97
Plattsburgh St.	2007	29	146	34	112	3.86
Bowdoin	2004	26	129	29	100	3.85
Gust. Adolphus	2005	30	154	41	113	3.77
Gust. Adolphus	2006	29	153	44	109	3.76

WINNING PERCENTAGE

Team	Year	W-L-T	Pct.*
Plattsburgh St.	2007	27-0-2	.966
Wis.-Stevens Point	2002	26-1-0	.963
Elmira	2002	26-1-1	.946
Middlebury	2006	27-2-0	.931
Gust. Adolphus	2007	25-3-0	.893
Manhattanville	2002	23-2-2	.889
Middlebury	2005	26-3-1	.883
Plattsburgh St.	2006	26-3-1	.883
Bowdoin	2003	23-2-3	.875
Manhattanville	2003	27-4-0	.871
Wis.-Stevens Point	2005	22-3-1	.865
Middlebury	2004	24-4-0	.857
Elmira	2005	24-4-0	.857
Gust. Adolphus	2005	25-4-1	.850
Middlebury	2002	19-3-1	.848

*Ties computed as half win, half loss.

WINS

Team	Year	No.
Manhattanville	2003	27
Middlebury	2006	27
Plattsburgh St.	2007	27
Elmira	2002	26
Wis.-Stevens Point	2002	26
Middlebury	2005	26
Plattsburgh St.	2006	26
Gust. Adolphus	2005	25
Gust. Adolphus	2007	25
Middlebury	2004	24
Elmira	2005	24

LOSSES

Team	Year	No.
Hamline	2003	22
Hamline	2004	22
Lake Forest	2004	22
Castleton	2005	22
St. Catherine	2007	22
Hamline	2002	21
MIT	2003	21
St. Catherine	2006	21
Neumann	2002	20
Salve Regina	2003	20
St. Michael's	2004	20
Salve Regina	2004	20
Trinity (Conn.)	2004	20
St. Catherine	2005	20
St. Michael's	2005	20
Southern Me.	2006	20
Castleton	2007	20

FEWEST WINS

Team	Year	No.
MIT	2002	0
Chatham	2003	0
MIT	2003	0
Chatham	2004	0
Chatham	2005	0
Chatham	2006	0

Team	Year	No.
Chatham	2007	0
Plymouth St.	2007	0
St. Catherine	2007	0
Neumann	2002	1
New England Col.	2002	1
MIT	2004	1
MIT	2006	1
St. Catherine	2006	1

FEWEST LOSSES

Team	Year	No.
Plattsburgh St.	2007	0
Elmira	2002	1
Wis.-Stevens Point	2002	1
Manhattanville	2002	2
Bowdoin	2003	2
Middlebury	2006	2
Middlebury	2002	3
Middlebury	2005	3
Wis.-Stevens Point	2005	3
Plattsburgh St.	2006	3
Gust. Adolphus	2007	3

TIES

Team	Year	No.
Lake Forest	2007	7
Connecticut Col.	2003	6
St. Mary's (Minn.)	2003	6
Lake Forest	2005	6
Wis.-Eau Claire	2006	6
St. Catherine	2003	5
Amherst	2005	5
Hamline	2006	5
Augsburg	2007	5
Colby	2007	5

HOME WINS

Team	Year	No.
Plattsburgh St.	2007	18
Plattsburgh St.	2006	16
Elmira	2002	14
Wis.-Stevens Point	2002	14
Elmira	2003	14
Manhattanville	2003	14
Wis.-River Falls	2003	14
Plattsburgh St.	2004	14
Manhattanville	2006	14
Middlebury	2006	14
Gust. Adolphus	2007	14

ROAD WINS

Team	Year	No.
Gust. Adolphus	2006	13
Wis.-Stevens Point	2002	12
Elmira	2002	12
Gust. Adolphus	2002	12
Gust. Adolphus	2004	12
Middlebury	2006	12

OVERTIME GAMES

Team	Year	No.
Lake Forest	2007	10
Wis.-Eau Claire	2006	9
St. Mary's (Minn.)	2003	8

OVERTIME WINS

Team	Year	No.
Williams	2003	3

OVERALL WINNING STREAK

No.	Team	Dates
24	Middlebury	Feb. 20, 2005-Feb. 5, 2006
19	Elmira	Nov. 10, 2001-Feb. 2, 2002
17	Gust. Adolphus	Nov. 14, 2006-Feb. 2, 2007

OVERALL UNBEATEN STREAK

No.	Team	Dates
33	Elmira	Nov. 10, 2001-Nov. 17, 2002
29	Plattsburgh St.	Mar. 13, 2004-Mar. 17, 2006
29	Plattsburgh St.	Nov. 4, 2006-present

OVERALL LOSING STREAK

No.	Team	Dates
73	Chatham	Oct. 18, 2002-Jan. 20, 2007

OVERALL WINLESS STREAK

No.	Team	Dates
80	Chatham	Oct. 18, 2002-present

HOME WINNING STREAK

No.	Team	Dates
18	Plattsburgh St.	Feb. 26, 2005-Mar. 17, 2006
16	Manhattanville	Nov. 23, 2002-March 21, 2003
16	Plattsburgh St.	Jan. 12, 2002-Jan. 7, 2004
14	Plattsburgh St.	Dec. 3, 2006-present

HOME LOSING STREAK

No.	Team	Dates
35	Chatham	Nov. 2, 2002-Jan. 20, 2007

ROAD WINNING STREAK

No.	Team	Dates
12	Middlebury	Jan. 26, 2005-Feb. 8, 2006
9	Manhattanville	Nov. 10, 2001-Feb. 3, 2002

ROAD LOSING STREAK

No.	Team	Dates
40	Chatham	Nov. 9, 2002-present

PENALTY MINUTES

Team	Year	Games	No.
Manhattanville	2007	28	474
Elmira	2007	27	448
Lake Forest	2007	25	441
Rochester Inst.	2007	28	437
Utica	2007	26	436
New England Col.	2007	27	423
St. Thomas (Minn.)	2007	27	415
Hamline	2007	27	406
Finlandia	2007	25	403
Utica	2005	25	402

FEWEST PENALTY MINUTES

(Min. 20 Games)

Team	Year	Games	No.
MIT	2003	21	22
Amherst	2002	22	80
Middlebury	2002	23	102
St. Catherine	2004	24	103
Trinity (Conn.)	2004	22	116
Williams	2004	25	116
Trinity	2005	23	118
Middlebury	2003	26	124
Bethel (Minn.)	2004	23	126
Amherst	2003	24	128
Salve Regina	2002	21	128
Wesleyan (Conn.)	2003	21	128

Annual Team Champions

Offense

SCORING OFFENSE

Year	Team	Games	Goals	Avg.
2002	Rochester Inst.	27	174	6.44
2003	Manhattanville	31	198	6.39
2004	Manhattanville	29	159	5.48
2005	Manhattanville	28	168	6.00
2006	Manhattanville	28	165	5.89
2007	Plattsburgh St.	29	146	5.03

POWER-PLAY PERCENTAGE

Year	Team	PPG	PP Att.	Pct.
2002	Williams	25	89	.281
2003	Bowdoin	25	75	.333
2004	Middlebury	31	111	.279
2005	Middlebury	42	156	.269
2006	Gust. Adolphus	52	170	.306
2007	Gust. Adolphus	50	187	.267

Defense

PENALTY-KILL PERCENTAGE

Year	Team	Opponents'		Pct.
		PPG	PPA	
2002	Plattsburgh St.	5	118	.958
2003	Bowdoin	1	80	.988
2004	St. Catherine	2	45	.956
2005	Gust. Adolphus	5	131	.962
2006	Middlebury	7	128	.945
2007	Elmira	12	200	.940

SCORING DEFENSE

Year	Team	Games	GA	Avg.
2002	Rochester Inst.	27	24	0.89
2003	Manhattanville	31	29	0.94
2004	Bowdoin	26	29	1.12
2005	Manhattanville	28	31	1.11
2006	Wis.-Stevens Point	30	35	1.17
2007	Plattsburgh St.	29	34	1.17

Miscellaneous

SCORING MARGIN PER GAME

Year	Team	Games	GF	GA	Marg./Gm.
2002	Rochester Inst.	27	174	24	5.56
2003	Manhattanville	31	198	29	5.45
2004	Manhattanville	29	159	37	4.21
2005	Manhattanville	28	168	31	4.89
2006	Manhattanville	28	165	42	4.39
2007	Plattsburgh St.	29	146	34	3.86

WINNING PERCENTAGE

Year	Team	W-L-T	Pct.*
2002	Wis.-Stevens Point	26-1-0	.963
2003	Bowdoin	23-2-3	.875
2004	Middlebury	24-4-0	.857
2005	Middlebury	26-3-1	.883
2006	Middlebury	27-2-0	.931
2007	Plattsburgh St.	27-0-2	.966

*Ties computed as half win, half loss.

2007 Most Improved Teams

Team	2006 W-L-T	2007 W-L-T	\$Games Improved
Amherst	10-15-0	20-7-3	9
Hamline	4-16-5	15-9-3	9
Rochester Inst.	15-10-0	22-4-2	6½
Holy Cross	11-14-1	15-10-2	4
St. Anselm	20-7-0	24-3-0	4
Wis.-Eau Claire	7-12-6	13-10-2	4
Concordia-M'head	6-14-3	9-11-2	3
St. Olaf	13-14-0	15-10-1	3

\$To determine games improved, add the difference in victories between the two seasons to the difference in the losses, then divide by two; ties not counted. Includes postseason.

USCHO.com Final Division III Polls

2002	2003	2004	2005	2006	2007
1. Elmira	1. Elmira	1. Manhattanville	1. Elmira	1. Plattsburgh St.	1. Plattsburgh St.
2. Bowdoin	2. Manhattanville	2. Elmira	2. Middlebury	2. Middlebury	2. Gust. Adolphus
3. Wis.-Stevens Point	3. Middlebury	3. Plattsburgh St.	3. Wis.-Stevens Point	3. Manhattanville	3. Middlebury
4. Manhattanville	4. Bowdoin	4. Middlebury	4. Plattsburgh St.	4. Gust. Adolphus	4. Rochester Inst.
5. Middlebury	5. Plattsburgh St.	5. Bowdoin	5. Gust. Adolphus	5. Wis.-Stevens Point	5. Elmira
6. Gust. Adolphus	6. Wis.-River Falls	6. Gust. Adolphus	6. Bowdoin	6. Wis.-Superior	6. Manhattanville
7. St. Mary's (Minn.)	7. Williams	7. Wis.-Stevens Point	7. Manhattanville	7. Elmira	7. Wis.-Stevens Point
8. Rochester Inst.	8. Wis.-Stevens Point	8. Rensselaer	8. St. Thomas (Minn.)	8. St. Thomas (Minn.)	8. Amherst
9. Plattsburgh St.	9. Rensselaer	9. Wis.-Superior	9. Williams	9. Utica	9. Wis.-Superior
10. Williams	10. St. Thomas (Minn.)	10. St. Thomas (Minn.)	10. Rochester Inst.	10. Bowdoin	10. Utica

Women's Championship Results

National Collegiate Championship Results.....	136
Division III Championship Results	142



National Collegiate Women's Championship

2007 Highlights

Badgers Fight Through Pain to Gain National Collegiate Hockey Title: Wisconsin repeated as National Collegiate women's ice hockey champions with a 4-1 victory over Minnesota Duluth at Herb Brooks Arena in Lake Placid, N.Y., March 17.

Injuries plagued both teams in the game, with Wisconsin senior Sara Bauer playing with broken ribs and Minnesota Duluth goaltender Kim Martin nursing an injured knee.

Bauer said playing in the championship game was never a question for her, though.

"There is something special about playing hockey. You might have an injury, but once you're out there, you don't feel it," she said. "You just get out there and push through it."

Teammate Meaghan Mikkelson said she didn't even know Bauer had broken her ribs.

"She came in the next day and practiced, just like she does every day," she said. "To have her as a leader is huge for us."

In the opposing goal, the freshman star Martin was playing for the first time since the Western Collegiate Hockey Association semifinals March 3. Minnesota Duluth head coach Shannon Miller said that despite the injury, Martin played well for the Bulldogs.

"Over the past couple of weeks, we didn't advertise that Kim had a knee injury. She has been in and out of the line-up all season and has had the past couple of weeks to rest," Miller said. "She has been in some pain, but we felt that Kim was ready to go, and she did a great job for us today."

The Badgers' four goals came from four different players, beginning with Jinelle Zaugg's power-play goal in the first period. In the second period, Erika Lawler, Bauer and Jasmine Giles each ferried the puck into the net to score Wisconsin's final three goals.

Minnesota Duluth's Emmanuelle Blais tipped a shot past Badgers goaltender Jessie Vetter in the second, snapping a 422-minute shutout streak for Wisconsin in the NCAA tournament, but the Bulldogs couldn't overcome the fatigue from a double-overtime win over Boston College that propelled them to the championship game or the barrage of goals from Wisconsin in the second period.

"You can feel it in the locker room and on the bench. We just didn't have that spark. It affects the game," Miller said. "This team has so much character and work ethic. We can come back and score two goals in three minutes . . . but we just didn't have the gas in the tank to get it done today."

Wisconsin head coach Mark Johnson, who returned to the site of his 1980 Olympic ice hockey victory as a member of the U.S. men's team, noted that he had a pretty good record in Herb Brooks Arena.

"We are very proud to take the trophy back to (Madison). The team got through this season and walked away champions again," he said. "This town is very special to me, and I want them to cherish this memory for the rest of their lives."

Wisconsin's season broke or tied six NCAA single-season team records: most wins (36), best winning percentage (.927), fewest losses (1), home wins (19), fewest goals allowed per game (0.88) and lowest goals-against average (0.85).

Bauer was named most outstanding player for the tournament. She was joined on the all-tournament team by teammates Vetter, Mikkelson, Zaugg and Bobbi-Jo Slusar and Minnesota Duluth's Jessica Koizumi.

2007 Results

REGIONALS

Wisconsin 1, Harvard 0 (4 ot)
 St. Lawrence 6, New Hampshire 2
 Minn. Duluth 3, Mercyhurst 2 (ot)
 Boston College 3, Dartmouth 2 (ot)

SEMIFINALS

MARCH 16 AT LAKE PLACID, N.Y.

Wisconsin 4, St. Lawrence 0

Scoring Summary

Goal No.	Period	Time	Team	Type	Scored By	Assists	St. L On Ice	Wis. On Ice
1	1st	2:15	Wisconsin	Even Strength	Meghan Duggan (25)	Sara Bauer (44) Meaghan Mikkelsen (37)	96,14,18,12,4	7,15,6,8,10
2	1st	3:57	Wisconsin	Even Strength	Jinelle Zaugg (27)	Duggan (24)	96,14,12,20,8	8,7,6,15,10
3	3rd	8:03	Wisconsin	Even Strength	Duggan (26)	Bauer (45) Zaugg (21)	14,96,16,12,18	7,15,27,8,10
4	3rd	8:36	Wisconsin	Even Strength	Zaugg (28)	Bauer (46) Duggan (25)	14,96,16,12,18	8,15,7,27,10

St. Lawrence		[-Shots by Period-]				
No.		1	2	3	Total	+/-
2	Jordan Pyers.....	0	0	0	0	0
4*	Annie Guay.....	3	0	2	5	-1
7	Tara Akstull.....	1	0	0	1	0
8	Abbie Bullard.....	0	0	0	0	-1
10	Lisa Batchelor.....	2	2	0	4	0
11	Crystal Connors.....	0	0	2	2	0
12*	Carson Duggan.....	0	1	0	1	-4
13	Marianna Locke.....	0	0	0	0	0
14*	Chelsea Grills.....	0	1	1	2	-4
15	Julia Palmateer.....	0	0	0	0	0
16	Kerri Wallace.....	1	0	0	1	-2
17	Courtney Sawchuk.....	0	0	0	0	0
18	Britni Smith.....	0	0	1	1	-3
19*	Brittaney Maschmeyer.....	0	0	0	0	0
20	Casey Hughes.....	0	0	0	0	-1
21	Elisabeth Pahlner.....	0	0	0	0	0
22	Alison Domenico.....	0	1	0	1	0
96*	Sabrina Harbec.....	1	3	0	4	-4
Totals.....		8	8	6	22	-20

Wisconsin		[-Shots by Period-]				
No.		1	2	3	Total	+/-
2	Jasmine Giles.....	0	2	0	2	0
4	Mikka Nordby.....	0	0	0	0	0
6*	Emily Morris.....	0	0	0	0	+2
7*	Meghan Duggan.....	1	2	1	4	+4
8*	Jinelle Zaugg.....	1	0	2	3	+4
9	Kayla Hagen.....	1	1	0	2	0
10*	Bobbi-Jo Slusar.....	0	0	0	0	+4
11	Kyla Sanders.....	0	0	0	0	0
12	Heidi Kletzien.....	0	0	1	1	0
13	Erika Lawler.....	1	0	0	1	0
15*	Sara Bauer.....	1	1	0	2	+4
16	Rachel Bible.....	0	0	0	0	0
18	Emily Kranz.....	0	0	0	0	0
19	Alycia Matthews.....	0	0	0	0	0
21	Angie Keseley.....	0	2	4	6	0
23	Phoebe Monteleone.....	0	1	0	1	0
27	Meaghan Mikkelsen.....	1	1	0	2	+2
29	Tia Hanson.....	0	0	0	0	0
Totals.....		6	10	8	24	+20

Goals by Period				
Team	1	2	3	Total
St. Lawrence.....	0	0	0	0
Wisconsin.....	2	0	2	4

Shots by Period				
Team	1	2	3	Total
St. Lawrence.....	8	8	6	22
Wisconsin.....	6	10	8	24

Power-Play Goals-Att. (Shots)		
Period	St. Lawrence	Wisconsin
1st.....	0-4 (1)	0-0 (0)
2nd.....	0-0 (0)	0-1 (2)
3rd.....	0-1 (0)	0-0 (0)
Total.....	0-5 (1)	0-1 (2)

Penalties/Minutes by Period		
Period	St. Lawrence	Wisconsin
1st.....	1/2	4/8
2nd.....	0/0	0/0
3rd.....	0/0	1/2
Total.....	1/2	5/10

GOALTENDERS

St. Lawrence								
No.	Player	MIN	GA	EN	1	2	3	Total
33	Meaghan Guckian.....	60:00	4	0	4	10	6	20

Wisconsin								
No.	Player	MIN	GA	EN	1	2	3	Total
30	Jessie Vetter.....	60:00	0	0	8	8	6	22

Win—Jessie Vetter (19-1-3). Loss—Meaghan Guckian (24-8-3).

PENALTY SUMMARY

Period	Player	Team	Min.	Penalty	Time
1st	Meaghan Mikkelsen	Wisconsin	2	Body Check	6:55 PP
1st	Emily Morris	Wisconsin	2	Tripping	7:07 PP
1st	Jasmine Giles	Wisconsin	2	Body Check	16:17 PP
1st	Meghan Duggan	Wisconsin	2	High Sticking	19:28 PP
1st	Abbie Bullard	St. Lawrence	2	Cross-Checking	20:00 PP
3rd	Rachel Bible	Wisconsin	2	Holding	8:46 PP

St. Lawrence – Faceoffs

No.	Player	W	L
96	Sabrina Harbec.....	14	6
13	Marianna Locke.....	10	15
7	Tara Akstull.....	9	7
14	Chelsea Grills.....	1	0
11	Crystal Connors.....	0	1
Totals.....		34	29

Wisconsin – Faceoffs

No.	Player	W	L
13	Erika Lawler.....	15	8
9	Kayla Hagen.....	6	6
15	Sara Bauer.....	6	15
18	Emily Kranz.....	2	3
7	Meghan Duggan.....	0	1
2	Jasmine Giles.....	0	1
Totals.....		29	34

St. Lawrence – Power-Play Summary

Period	Start	End	Elapsed	Shots	(Opp.)
1st	6:55	8:55	2:00	1	0
1st	8:55	9:07	0:12	0	0
1st	16:17	18:17	2:00	0	0
1st	19:28	20:00	0:32	0	0
3rd	8:46	10:46	2:00	0	1

Wisconsin – Power-Play Summary

Period	Start	End	Elapsed	Shots	(Opp.)
2nd	1:28	2:00	0:32	2	0

SUMMARY: 1 opportunity, 2 shots, 0 goals, time 0:32

SUMMARY: 5 opportunities, 1 shot, 0 goals, time 6:44

Officials—Referee: Dean Gilbert; Asst. Ref.: Ray Doocy; Asst. Ref.: Tina Simonson.
 Arena: Herb Brooks Arena
 Attendance: 3,423; Start time: 5:07 p.m.; End time: 7:16 p.m.; Total time: 2:09.

Minn. Duluth 4, Boston College 3 (2 ot)

Scoring Summary

Goal No.	Period	Time	Team	Type	Scored By	Assists	UMD On Ice	BC On Ice
1	1st	6:32	Boston College	Even Strength	Deborah Spillane (13)	Allie Thunstrom (17)	10,26,44,56,21	21,13,10,2,28
2	1st	10:03	Minn. Duluth	Even Strength	Noemie Marin (24)	Jessica Koizumi (18) Suvi Vacker (4)	10,56,31,81,21	16,28,10,7,18
3	1st	16:30	Boston College	Even Strength	Meghan Fardelmann (24)	Maggie Taverna (17)	88,23,56,14,10	18,10,7,16,23
4	2nd	0:52	Minn. Duluth	Even Strength	Koizumi (21)	Marin (27) Sara O'Toole (12)	56,10,88,21,14	21,13,23,2,5
5	2nd	1:56	Boston College	Power Play	Becky Zavisza (19)	Erin Blood (19) Tracy Johnson (7)	56,14,88,10	2,23,5,21,13
6	3rd	15:40	Minn. Duluth	Even Strength	Michaela Lanzl (13)	O'Toole (13) Saara Tuominen (28)	87,21,23,81,72	7,16,18,5,23
7	2 OT	14:19	Minn. Duluth	Even Strength	Koizumi (22)	O'Toole (14) Marin (28)	56,21,10,88,23	13,21,6,2,23

Minn. Duluth

No.	-Shots by Period-					+/-
	1	2	3	OT	Total	
2	Kirsti Hakala	0	0	0	0	0
7	Jessica Hawkins	0	0	0	0	0
9	Tawni Mattila	0	0	0	0	0
10	Noemie Marin	2	0	2	4	+1
14	Ashly Waggoner	0	0	2	2	0
15	Erin Olson	0	0	0	0	0
21	Sara O'Toole	0	0	2	2	+3
23*	Saara Tuominen	1	0	0	3	+1
26*	Heidi Pelttari	0	0	1	2	-1
31	Suvi Vacker	2	2	0	1	+5
44*	Jill Sales	0	1	1	1	-1
47	Emmanuelle Blais	1	0	0	2	3
48	Karine Demeule	1	2	2	2	+7
56	Jessica Koizumi	0	3	2	2	+7
72*	Elin Holmlov	1	2	0	1	+4
81	Myriam Trepanier	0	0	0	0	+2
87*	Michaela Lanzl	1	0	1	1	+3
88	Jaime Rasmussen	1	0	1	0	+2
Totals		10	10	10	21	+10

Boston College

No.	-Shots by Period-					+/-
	1	2	3	OT	Total	
2*	Becky Zavisza	0	1	0	1	-1
4	Brie Baskin	1	0	0	0	1
5	Tracy Johnson	0	0	0	0	-2
6	Cristin Stuart	0	0	1	1	-1
7	Anna McDonald	0	0	0	2	-1
10*	Maggie Taverna	1	1	0	1	+3
13*	Allie Thunstrom	2	0	2	4	-1
14	Jessica Wilson	0	0	0	0	0
15	Lindsay Wright	1	0	0	0	1
16	Kelli Stack	0	0	2	2	-1
17	Gabrielle Beaudry	0	0	0	0	0
18	Meghan Fardelmann	2	0	0	1	-1
19	Michelle Lombardi	0	0	0	0	0
21*	Deborah Spillane	1	3	1	0	-1
23	Erin Blood	0	0	0	0	-2
25	Lee-J Mirasolo	1	0	0	0	1
27	Lauren Wiedmeier	0	0	0	0	0
28*	Stephanie Olchowski	0	0	0	0	0
Totals		9	5	6	12	-10

Goals by Period

Team	1	2	3	OT	2OT	Total
Minn. Duluth	1	1	1	0	1	4
Boston College	2	1	0	0	0	3

Shots by Period

Team	1	2	3	OT	2OT	Total
Minn. Duluth	10	10	10	15	6	51
Boston College	9	5	6	9	3	32

Power-Play Goals-Att. (Shots)

Period	Minn. Duluth	Boston College
1st	0-1 (1)	0-0 (0)
2nd	0-2 (1)	1-1 (2)
3rd	0-1 (3)	0-0 (0)
OT	0-0 (0)	0-0 (0)
2 OT	0-1 (0)	0-1 (0)
Total	0-5 (5)	1-2 (2)

Penalties/Minutes by Period

Period	Minn. Duluth	Boston College
1st	0/0	1/2
2nd	1/2	2/4
3rd	0/0	1/2
OT	0/0	0/0
2 OT	1/2	1/2
Total	2/4	5/10

GOALTENDERS

Minn. Duluth

No.	Player	MIN	GA	EN	1	2	3	OT	2OT	Total
35	Riitta Schaublin	94:16	3	0	7	4	6	9	3	29
	TM Team	0:03	0	0	0	0	0	0	0	0

Boston College

No.	Player	MIN	GA	EN	1	2	3	OT	2OT	Total
30	Molly Schaus	94:19	4	0	9	9	9	15	5	47

Win-Riitta Schaublin (13-4-2). Loss-Molly Schaus (20-10-2).

PENALTY SUMMARY

Period	Player	Team	Min.	Penalty	Time
1st	Meghan Fardelmann	Boston College	2	Body Check	13:07 PP
2nd	Emmanuelle Blais	Minn. Duluth	2	Interference	1:41 PP
2nd	Tracy Johnson	Boston College	2	Body Check	5:22 PP
2nd	Erin Blood	Boston College	2	Cross-Checking	7:29 PP
3rd	Cristin Stuart	Boston College	2	Tripping	4:41 PP
2 OT	Jill Sales	Minn. Duluth	2	Tripping	2:20 PP
2 OT	Maggie Taverna	Boston College	2	Slashing	9:12 PP

Minn. Duluth - Faceoffs

No.	Player	W	L
23	Saara Tuominen	27	13
10	Noemie Marin	25	18
9	Tawni Mattila	14	10
48	Karine Demeule	3	1
56	Jessica Koizumi	2	1
21	Sara O'Toole	1	1
72	Elin Holmlov	0	1
Totals		72	45

Boston College - Faceoffs

No.	Player	W	L
2	Becky Zavisza	20	30
7	Anna McDonald	12	24
16	Kelli Stack	7	7
15	Lindsay Wright	4	7
21	Deborah Spillane	1	0
25	Lee-J Mirasolo	1	1
13	Allie Thunstrom	0	1
18	Meghan Fardelmann	0	2
Totals		45	72

Minn. Duluth - Power-Play Summary

Period	Start	End	Elapsed	Shots	(Opp.)
1st	13:07	15:07	2:00	1	0
2nd	5:22	7:22	2:00	1	0
2nd	7:29	9:29	2:00	0	1
3rd	4:41	6:41	2:00	3	0
2 OT	9:12	11:12	2:00	0	0

SUMMARY: 5 opportunities, 5 shots, 0 goals, time 10:00

Boston College - Power-Play Summary

Period	Start	End	Elapsed	Shots	(Opp.)
2nd	1:41	1:56	:15	2	0 PPG
2 OT	2:20	4:20	2:00	0	0

SUMMARY: 2 opportunities, 2 shots, 1 goal, time 2:15

Officials—Referee: Dan Lick; Asst. Ref.: Jim McKenna; Asst. Ref: Bob Ward.
 Arena: Herb Brooks Arena
 Attendance: 3,225; Start time: 8:07 p.m.; End time: 11:49 p.m.; Total time: 3:42.

CHAMPIONSHIP
MARCH 18 AT LAKE PLACID, N.Y.

Wisconsin 4, Minn. Duluth 1

Scoring Summary

Goal No.	Period	Time	Team	Type	Scored By	Assists	UMD On Ice	Wis. On Ice
1	1st	9:00	Wisconsin	Power Play	Jinelle Zaugg (29)	Sara Bauer (47)	10,56,26,44	8,15,7,6,19
2	2nd	7:24	Wisconsin	Even Strength	Erika Lawler (10)	Meghan Duggan (26) Bauer (48)	10,56,21,44,26	13,2,6,19,21
3	2nd	11:56	Wisconsin	Even Strength	Bauer (24)	Meaghan Mikkelson (38)	47,9,72,44,81	15,27,8,7,16
4	2nd	14:23	Minn. Duluth	Power Play	Emmanuelle Blais (14)	Noemie Marin (29) Jill Sales (13)	47,10,44,23,56	2,15,10,13
5	2nd	14:33	Wisconsin	Even Strength	Jasmine Giles (8)	Lawler (28)	9,88,87,72,14	2,13,21,16,27

Minn. Duluth

No.	[-Shots by Period-]				+/-
	1	2	3	Total	
2	0	0	0	0	0
7	0	0	0	0	0
9	0	2	0	2	-2
10*	0	0	0	0	-1
14	0	0	0	0	-1
15	0	0	0	0	0
21*	0	0	0	0	-1
23	2	0	1	3	0
26*	0	1	0	1	-1
31	0	0	0	0	0
44*	1	1	0	2	-2
47	1	2	1	4	-1
48	0	1	0	1	0
56*	1	0	1	2	-1
72	1	0	1	2	-2
81	0	0	0	0	-1
87	0	1	0	1	-1
88	0	0	0	0	-1
Totals	6	8	4	18	-15

Wisconsin

No.	[-Shots by Period-]				+/-
	1	2	3	Total	
2	1	1	0	2	+2
4	0	0	0	0	0
6*	0	0	0	0	+1
7*	0	0	0	0	+1
8*	1	0	1	2	+1
9	1	0	0	1	0
10*	1	1	0	2	0
11	0	0	0	0	0
12	1	0	1	2	0
13	0	2	0	2	+2
15*	0	3	1	4	+1
16	0	0	0	0	+2
18	0	1	0	1	0
19	0	0	0	0	+1
21	2	2	1	5	+2
23	1	0	0	1	0
27	0	0	0	0	+2
29	0	2	0	2	0
Totals	8	12	4	24	+15

Goals by Period

Team	1	2	3	Total
Minn. Duluth	0	1	0	1
Wisconsin	1	3	0	4

Shots by Period

Team	1	2	3	Total
Minn. Duluth	6	8	4	18
Wisconsin	8	12	4	24

Power-Play Goals-Att. (Shots)

Period	Minn. Duluth	Wisconsin
1st	0-1 (3)	1-1 (4)
2nd	1-2 (4)	0-2 (2)
3rd	0-1 (2)	0-0 (0)
Total	1-4 (9)	1-3 (6)

Penalties/Minutes by Period

Period	Minn. Duluth	Wisconsin
1st	1/2	1/2
2nd	3/6	3/6
3rd	0/0	1/2
Total	4/8	5/10

GOALTENDERS

Minn. Duluth

No.	Player	MIN	GA	EN	1	2	3	Total
30	Kim Martin	60:00	4	0	7	9	4	20

Wisconsin

No.	Player	MIN	GA	EN	1	2	3	Total
30	Jessie Vetter	60:00	1	0	6	7	4	17

Win—Jessie Vetter (20-1-3). Loss—Kim Martin (11-7-2).

PENALTY SUMMARY

Period	Player	Team	Min.	Penalty	Time
1st	Tawni Mattila	Minn. Duluth	2	Body Check	7:02 PP
1st	Meaghan Mikkelson	Wisconsin	2	Body Check	12:44 PP
2nd	Angie Keseley	Wisconsin	2	Interference	3:50 PP
2nd	TEAM	Minn. Duluth	2	Too Many on Ice	8:02 PP
2nd	Kyla Sanders	Wisconsin	2	Interference	13:27 PP
2nd	Jessica Koizumi	Minn. Duluth	2	Interference	15:06 PP
2nd	Emily Morris	Wisconsin	2	Hooking	16:31
2nd	Noemie Marin	Minn. Duluth	2	Diving	16:31
3rd	Angie Keseley	Wisconsin	2	Hooking	1:28 PP

Minn. Duluth – Faceoffs

No.	Player	W	L
10	Noemie Marin	20	11
23	Saara Tuominen	13	4
9	Tawni Mattila	6	4
72	Elin Holmlöv	2	0
48	Karine Demeule	1	0
47	Emmanuelle Blais	1	1
15	Erin Olson	0	1
Totals		43	21

Wisconsin – Faceoffs

No.	Player	W	L
15	Sara Bauer	13	21
13	Erika Lawler	4	14
23	Phoebe Monteleone	2	0
2	Jasmine Giles	1	0
18	Emily Kranz	1	2
7	Meghan Duggan	0	2
9	Kayla Hagen	0	4
Totals		21	43

Minn. Duluth – Power-Play Summary

Period	Start	End	Elapsed	Shots	(Opp.)
1st	12:44	14:44	2:00	3	0
2nd	3:50	5:50	2:00	3	0
2nd	13:27	14:23	0:56	1	0 PPG
3rd	1:28	3:28	2:00	2	0

Wisconsin – Power-Play Summary

Period	Start	End	Elapsed	Shots	(Opp.)
1st	7:02	9:00	1:58	4	0 PPG
2nd	8:10	10:02	1:52	2	0
2nd	15:06	17:06	2:00	0	0

SUMMARY: 3 opportunities, 6 shots, 1 goal, time 5:50

SUMMARY: 4 opportunities, 9 shots, 1 goal, time 6:56

Officials—Referee: Dan Lick; Asst. Ref.: Larry Legault; Asst. Ref.: Todd Aldous.
Arena: Herb Brooks Arena
Attendance: 3,355; Start time: 1:07 p.m.; End time: 3:20 p.m.; Total time: 2:13.

History

Team Results

Year	Champion (Record)	Coach	Score	Runner-Up	Site	Championship Game Attendance	Championship Total Attendance
2001	Minn. Duluth (28-5-4)	Shannon Miller	4-2	St. Lawrence	Minneapolis	3,079	5,178
2002	Minn. Duluth (24-6-4)	Shannon Miller	3-2	Brown	Durham, N.H.	3,102	5,153
2003	Minn. Duluth (31-3-2)	Shannon Miller	4-3(2 ot)	Harvard	Duluth, Minn.	5,167	9,968
2004	Minnesota (30-4-2)	Laura Halldorson	6-2	Harvard	Providence	3,522	6,048
2005	Minnesota (36-2-2)	Laura Halldorson	4-3	Harvard	New Hampshire	2,056	15,352
2006	Wisconsin (36-4-1)	Mark Johnson	3-0	Minnesota	Minnesota	4,701	11,849
2007	Wisconsin (36-1-4)	Mark Johnson	4-1	Minn. Duluth	Lake Placid, N.Y.	3,355	20,307

Leading Scorers, Year-by-Year

Year	Player, School	G	A	P
2001	Maria Rooth, Minn. Duluth	4	2	6
2002	Jessica Link, Brown	1	2	3
	Kristy Zamora, Brown	3	0	3
2003	Julie Chu, Harvard	2	2	4
	Caroline Ouellette, Minn. Duluth	2	2	4
	Hanne Sikio, Minn. Duluth	3	1	4
2004	Krissy Wendell, Minnesota	4	4	8
2005	Natalie Darwitz, Minnesota	3	9	12
2006	Jennifer Hitchcock, New Hampshire	2	3	5
	Bobbi Ross, Minnesota	4	1	5
2007	Sara Bauer, Wisconsin	1	6	7

Most Outstanding Player

2001	Maria Rooth, Minn. Duluth
2002	Kristy Zamora, Brown
2003	Caroline Ouellette, Minn. Duluth
2004	Krissy Wendell, Minnesota
2005	Natalie Darwitz, Minnesota
2006	Jessie Vetter, Wisconsin
2007	Sara Bauer, Wisconsin

All-Tournament Teams

2001

G—Tuula Puputti, Minn. Duluth
 D—Isabelle Chartrand, St. Lawrence
 D—Brittany Ralph, Minn. Duluth
 F—Amanda Sargeant, St. Lawrence
 F—Maria Rooth, Minn. Duluth
 F—Tammy Shewchuk, Harvard

2002

G—Tania Pinelli, Niagara
 D—Larissa Luther, Minn. Duluth
 D—Meredith Ostrander, Brown
 F—Kelly Stephens, Minnesota
 F—Joanne Eustace, Minn. Duluth
 F—Kristy Zamora, Brown

2003

G—Amy Ferguson, Dartmouth
 D—Caroline Ouellette, Minn. Duluth
 D—Angela Ruggiero, Harvard
 F—Jenny Potter, Minn. Duluth
 F—Hanne Sikio, Minn. Duluth
 F—Julie Chu, Harvard

2004

G—Jody Horak, Minnesota
 D—Allie Sanchez, Minnesota
 D—Angela Ruggiero, Harvard
 F—Krissy Wendell, Minnesota
 F—Kelly Stephens, Minnesota
 F—Natalie Darwitz, Minnesota

2005

G—Ali Boe, Harvard
 D—Lyndsay Wall, Minnesota
 D—Caitlin Cahow, Harvard
 F—Sarah Vaillancourt, Harvard
 F—Krissy Wendell, Minnesota
 F—Natalie Darwitz, Minnesota

2006

G—Jessie Vetter, Wisconsin
 D—Bobbi-Jo Slusar, Wisconsin
 D—Ashley Albrecht, Minnesota
 F—Jinelle Zaugg, Wisconsin
 F—Bobbi Ross, Minnesota
 F—Jennifer Hitchcock, New Hampshire

2007

G—Jessie Vetter, Wisconsin
 D—Meaghan Mikkelsen, Wisconsin
 D—Bobbi-Jo Slusar, Wisconsin
 F—Sara Bauer, Wisconsin
 F—Jessica Koizumi, Minn. Duluth
 F—Jinelle Zaugg, Wisconsin

Individual Records

ALL GAMES

GOALS

4—Nicole Corriero, Harvard vs. Mercyhurst, 3-19-2005 (3 ot); Bobbi Ross, Minnesota vs. New Hampshire, 3-24-2006.

GOALS, TOURNAMENT

5—Nicole Corriero, Harvard (4 vs. Mercyhurst, 1 vs. St. Lawrence, 0 vs. Minnesota), 2005.

FASTEST GAME-OPENING GOAL

:13—Natalie Darwitz, Minnesota vs. Dartmouth, 3-25-2005.

FASTEST GOAL, START OF PERIOD

:09—Natalie Darwitz, Minnesota vs. Harvard, 3-28-2004 (third).

FASTEST CONSECUTIVE GOALS

:32—Natalie Darwitz (:09) and Kelly Stephens (:41), Minnesota vs. Harvard, 3-28-2004 (third period).

FASTEST CONSECUTIVE GOALS, BOTH TEAMS

:34—Dartmouth (Kristina Guarino), then Harvard (Kalen Ingram), 3-25-2001 (first period).

HAT TRICKS

Maria Rooth, Minn. Duluth vs. Harvard, 3-23-2001; Krissy Wendell, Minnesota vs. Dartmouth, 3-26-2004; Natalie Darwitz, Minnesota vs. Harvard, 3-28-2004; Nicole Corriero (four goals), Harvard vs. Mercyhurst, 3-19-2005 (3 ot); Sarah Vaillancourt, Harvard vs. St. Lawrence, 3-25-2005; Rebecca Russell, St. Lawrence vs. Dartmouth, 3-27-2005; Bobbi Ross (four goals), Minnesota vs. New Hampshire, 3-24-2006.

FASTEST HAT TRICK

12:07—Nicole Corriero, Harvard vs. Mercyhurst, 3-19-2005 (3 ot).

ASSISTS

3—Many times [Most recent: Sara O'Toole, Minn. Duluth vs. Boston College, 3-16-2007 (2 ot)].

ASSISTS, TOURNAMENT

9—Natalie Darwitz, Minnesota (3 vs. Providence, 3 vs. Dartmouth, 3 vs. Harvard), 2005.

POINTS

5—Nicole Corriero (4 goals, 1 assist), Harvard vs. Mercyhurst, 3-19-2005 (3 ot); Natalie Darwitz (2 goals, 3 assists), Minnesota vs. Dartmouth, 3-25-2005; Rebecca Russell (3 goals, 2 assists), St. Lawrence vs. Dartmouth, 3-27-2005.

POINTS, TOURNAMENT

12—Natalie Darwitz (three goals and nine assists), Minnesota, 2005.

PENALTIES

5—Dina McCumber, Princeton vs. Minnesota, 3-17-2006.

SHUTOUTS, TOURNAMENT

2—Jessie Vetter, Wisconsin (vs. St. Lawrence and vs. Minnesota), 2006; Jessie Vetter, Wisconsin (vs. Harvard and vs. St. Lawrence), 2007.

SAVES

78—Desirae Clark, Mercyhurst vs. Harvard, 3-19-2005 (3 ot).

SAVES, PERIOD

22—Riita Schaublin, Minn. Duluth vs. St. Lawrence, 3-18-2006 (first).

SAVES, TOURNAMENT

95—Jessie Vetter, Wisconsin (37 vs. Mercyhurst (2 ot), 27 vs. St. Lawrence, 31 vs. Minnesota), 2006.

FEWEST GOALS ALLOWED

0—Brittany Chartier, Minnesota vs. Princeton, 3-17-2006; Jessica Moffat, St. Lawrence vs. Minn. Duluth, 3-18-2006; Jessie Vetter, Wisconsin vs. St. Lawrence, 3-24-2006; Jessie Vetter, Wisconsin vs. Minnesota, 3-26-2006; Jesse Vetter, Wisconsin vs. Harvard, 3-10-2007 (4 ot); Jessie Vetter, Wisconsin vs. St. Lawrence, 3-16-2007.

FEWEST GOALS ALLOWED, TOURNAMENT (Minimum two games)

1—Jessie Vetter (three games), Wisconsin, 2006; Jessica Moffat (two games), St. Lawrence, 2006; Jessie Vetter (three games), Wisconsin, 2007.

CHAMPIONSHIP GAME

GOALS

3—Natalie Darwitz, Minnesota vs. Harvard, 3-28-2004.

FASTEST GAME-OPENING GOAL

5:17—Caroline Ouellette, Minn. Duluth vs. Harvard, 3-23-2003.

FASTEST GOAL, START OF PERIOD

:09—Natalie Darwitz, Minnesota vs. Harvard, 3-28-2004 (third).

FASTEST CONSECUTIVE GOALS

:32—Natalie Darwitz (:09) and Kelly Stephens (:41), Minnesota vs. Harvard, 3-28-2004 (third period).

FASTEST HAT TRICK

28:08—Natalie Darwitz, Minnesota vs. Harvard, 3-28-2004.

ASSISTS

3—Krissy Wendell, Minnesota vs. Harvard, 3-28-2004; Natalie Darwitz, Minnesota vs. Harvard, 3-27-2005.

POINTS

4—Natalie Darwitz (3 goals, 1 assist), Minnesota vs. Harvard, 3-28-2004; Krissy Wendell (1 goal, 3 assists), Minnesota vs. Harvard, 3-28-2004; Natalie Darwitz (1 goal, 3 assists), Minnesota vs. Harvard, 3-27-2005.

PENALTIES

4—Angela Ruggiero, Harvard vs. Minn. Duluth, 3-23-2003.

FEWEST GOALS ALLOWED

0—Jessie Vetter, Wisconsin vs. Minnesota, 3-26-2006.

SAVES

41—Patricia Sautter, Minn. Duluth vs. Harvard, 3-23-2003.

SAVES, PERIOD

16—Tuula Puputti, Minn. Duluth vs. St. Lawrence, 3-25-2001 (third); Patricia Sautter, Minn. Duluth vs. Brown, 3-24-2002 (third).

Team Records

ALL GAMES

GOALS

7—Minnesota vs. Dartmouth, 3-25-2005.

GOALS, BOTH TEAMS

9—Minn. Duluth (6) vs. Harvard (3), 3-23-2001; Harvard (5) vs. Mercyhurst (4), 3-19-2005 (3 ot); Minnesota (7) vs. Dartmouth (2), 3-25-2005; Minnesota (5) vs. New Hampshire (4), 3-24-2006.

GOALS, PERIOD

5—Minn. Duluth vs. Harvard, 3-23-2001 (third); Minnesota vs. Dartmouth, 3-25-2005 (first).

GOALS, BOTH TEAMS, PERIOD

7—Minn. Duluth (5) vs. Harvard (2), 3-23-2001 (third); Minnesota (5) vs. Dartmouth (2), 3-25-2005 (first).

GOALS, TOURNAMENT

17—Minnesota (6 vs. Providence, 7 vs. Dartmouth, 4 vs. Harvard), 2005.

GOALS, LOSING TEAM

4—Mercyhurst vs. Harvard, 3-19-2005 (3 ot); New Hampshire vs. Minnesota, 3-24-2006.

FEWEST GOALS

0—Princeton vs. Minnesota, 3-17-2006; Minn. Duluth vs. St. Lawrence, 3-18-2006; St. Lawrence vs. Wisconsin, 3-24-2006; Minnesota vs. Wisconsin, 3-26-2006; Harvard vs. Wisconsin, 3-10-2007 (4 ot); St. Lawrence vs. Wisconsin, 3-16-2007.

FEWEST GOALS, BOTH TEAMS

1—St. Lawrence (1) vs. Minn. Duluth (0), 3-18-2006; Wisconsin (1) vs. St. Lawrence (0), 3-24-2006; Wisconsin (1) vs. Harvard (0), 3-10-2007 (4 ot).

WINNING MARGIN

5—Harvard (6) vs. Minnesota (1), 3-21-2003; Minnesota (6) vs. Providence (1), 3-18-2005; Minnesota (7) vs. Dartmouth (2), 3-25-2005.

ASSISTS

10—Minnesota vs. Providence, 3-18-2005; Minnesota vs. Dartmouth, 3-25-2005.

ASSISTS, BOTH TEAMS

13—Minn. Duluth (9) vs. Harvard (4), 3-23-2001.

ASSISTS, TOURNAMENT

26—Minnesota (10 vs. Providence, 10 vs. Dartmouth, 6 vs. Harvard), 2005.

POINTS

17—Minnesota (seven goals, 10 assists) vs. Dartmouth, 3-25-2005.

POINTS, BOTH TEAMS

22—Minn. Duluth (15) vs. Harvard (7), 3-23-2001 (nine goals, 13 assists).

POINTS, TOURNAMENT

43—Minnesota (17 goals, 26 assists), 2005.

PENALTIES

15—Princeton vs. Minnesota, 3-17-2006.

PENALTIES, BOTH TEAMS

28—Princeton (15) vs. Minnesota (13), 3-17-2006.

FEWEST PENALTIES

1—Minn. Duluth vs. Harvard, 3-23-2001; Minnesota vs. Niagara, 3-24-2002; St. Lawrence vs. Wisconsin, 3-16-2007.

FEWEST PENALTIES, BOTH TEAMS

3—Minn. Duluth (1) vs. Harvard (2), 3-23-2001.

SHOTS ON GOAL

83—Harvard vs. Mercyhurst, 3-19-2005 (3 ot).

SHOTS ON GOAL, BOTH TEAMS

143—Harvard (83) vs. Mercyhurst (60), 3-19-2005 (3 ot).

SHOTS ON GOAL, PERIOD

22—St. Lawrence vs. Minn. Duluth, 3-18-2006 (first).

SHOTS ON GOAL, BOTH TEAMS, PERIOD

32—Harvard (15) vs. Mercyhurst (17), 3-19-2005 (first) (3 ot).

FEWEST SHOTS ON GOAL

10—Dartmouth vs. Minnesota, 3-25-2005.

FEWEST SHOTS ON GOAL, BOTH TEAMS

34—Dartmouth (10) vs. Minnesota (24), 3-25-2005.

FEWEST SHOTS ON GOAL, REGULATION PERIOD

0—Dartmouth vs. Minnesota, 3-25-2005 (third).

FEWEST SHOTS ON GOAL, BOTH TEAMS, REGULATION PERIOD

6—Dartmouth (3) vs. Minnesota (3), 3-25-2005 (second).

CHAMPIONSHIP GAME

GOALS

6—Minnesota vs. Harvard (2), 3-28-2004.

GOALS, BOTH TEAMS

8—Minnesota (6) vs. Harvard (2), 3-28-2004.

GOALS, PERIOD

4—Minnesota vs. Harvard, 3-28-2004 (third).

GOALS, BOTH TEAMS, PERIOD

4—Harvard (3) vs. Minn. Duluth (1), 3-23-2003 (second); Minnesota (4) vs. Harvard (0), 3-28-2004 (third); Harvard (2) vs. Minnesota (2), 3-27-2005 (second); Wisconsin (3) vs. Minn. Duluth (1), 3-18-2007 (second).

GOALS, LOSING TEAM

3—Harvard vs. Minn. Duluth (4), 3-23-2003 (2 ot); Harvard vs. Minnesota (4), 3-27-2005.

FEWEST GOALS

0—Minnesota vs. Wisconsin, 3-26-2006.

FEWEST GOALS, BOTH TEAMS

3—Wisconsin (3) vs. Minnesota (0), 3-26-2006.

WINNING MARGIN

4—Minnesota (6) vs. Harvard (2), 3-28-2004.

ASSISTS

8—Minnesota vs. Harvard, 3-28-2004.

ASSISTS, BOTH TEAMS

11—Minnesota (8) vs. Harvard (3), 3-28-2004; Minnesota (6) vs. Harvard (5), 3-27-2005.

POINTS

14—Minnesota (six goals, eight assists) vs. Harvard, 3-28-2004.

POINTS, BOTH TEAMS

19—Minnesota [14 (six goals, eight assists)] vs. Harvard [5 (two goals, three assists)], 3-28-2004.

PENALTIES

8—Minn. Duluth vs. Harvard, 3-23-2003 (2 ot); Harvard vs. Minn. Duluth, 3-23-2003 (2 ot).

PENALTIES, BOTH TEAMS

16—Minn. Duluth (8) vs. Harvard (8), 3-23-2003 (2 ot).

FEWEST PENALTIES

3—St. Lawrence vs. Minn. Duluth, 3-25-2001; Harvard vs. Minnesota, 3-27-2005.

FEWEST PENALTIES, BOTH TEAMS

7—Minn. Duluth (4) vs. St. Lawrence (3), 3-25-2001.

SHOTS ON GOAL

44—Harvard vs. Minn. Duluth, 3-23-2003 (2 ot).

SHOTS ON GOAL, BOTH TEAMS

85—Harvard (44) vs. Minn. Duluth (41), 3-23-2003 (2 ot).

SHOTS ON GOAL, PERIOD

17—St. Lawrence vs. Minn. Duluth, 3-25-2001 (third).

SHOTS ON GOAL, BOTH TEAMS, PERIOD

28—Minnesota (16) vs. Harvard (12), 3-28-2004 (second).

FEWEST SHOTS ON GOAL

18—Minn. Duluth vs. Wisconsin, 3-18-2007.

FEWEST SHOTS ON GOAL, BOTH TEAMS

42—Wisconsin (24) vs. Minn. Duluth (18), 3-18-2007.

FEWEST SHOTS ON GOAL, REGULATION PERIOD

2—St. Lawrence vs. Minn. Duluth, 3-25-2001 (second).

FEWEST SHOTS ON GOAL, BOTH TEAMS, REGULATION PERIOD

8—Wisconsin (4) vs. Minn. Duluth (4), 3-18-2007 (third).

Won-Lost-Tied Records in Tournament Play

(Note: Third-place game discontinued after 2005. Since then, both semifinal losers are awarded third place.)

Team (Years Participated)

Team (Years Participated)	Yrs.	Won	Lost	Tied	Pct.	1st	2nd	3rd	4th
Boston College (2007).....	1	1	1	0	.500	0	0	1	0
Brown (2002).....	1	1	1	0	.500	0	1	0	0
Dartmouth (2001-03-04-05-07).....	5	2	8	0	.200	0	0	1	3
Harvard (2001-03-04-05-06-07).....	6	5	6	0	.455	0	3	1	0
Mercyhurst (2005-06-07).....	3	0	3	0	.000	0	0	0	0
Minnesota (2002-03-04-05-06).....	5	7	4	1	.625	2	1	1	1
Minn. Duluth (2001-02-03-05-06-07).....	6	8	3	0	.727	3	1	0	0
New Hampshire (2006-07).....	2	1	2	0	.333	0	0	1	0
Niagara (2002).....	1	0	1	1	.250	0	0	1	0
Princeton (2006).....	1	0	1	0	.000	0	0	0	0
Providence (2005).....	1	0	1	0	.000	0	0	0	0
St. Lawrence (2001-04-05-06-07).....	5	6	5	0	.545	0	1	4	0
Wisconsin (2005-06-07).....	3	6	1	0	.857	2	0	0	0

All-Time Results

2001 Semifinals: St. Lawrence 3, Dartmouth 1; Minn. Duluth 6, Harvard 3. **Third Place:** Harvard 3, Dartmouth 2. **Championship:** Minn. Duluth 4, St. Lawrence 2.
2002 Semifinals: Brown 2, Minnesota 1; Minn. Duluth 3, Niagara 2. **Third Place:** Niagara 2, Minnesota 2 (ot). **Championship:** Minn. Duluth 3, Brown 2.
2003 Semifinals: Harvard 6, Minnesota 1; Minn. Duluth 5, Dartmouth 2. **Third Place:** Dartmouth 4, Minnesota 2.

Championship: Minn. Duluth 4, Harvard 3 (2 ot).
2004 Semifinals: Minnesota 5, Dartmouth 1; Harvard 2, St. Lawrence 1. **Third Place:** St. Lawrence 2, Dartmouth 1. **Championship:** Minnesota 6, Harvard 2.
2005 Regionals: Minnesota 6, Providence 1; Dartmouth 4, Wisconsin 3; Harvard 5, Mercyhurst 4 (3 ot); St. Lawrence 3, Minn. Duluth 2 (ot). **Semifinals:** Minnesota 7, Dartmouth 2; Harvard 4, St. Lawrence 1. **Third Place:** St. Lawrence 5, Dartmouth 1. **Championship:** Minnesota 4, Harvard 3.

2006 Regionals: New Hampshire 3, Harvard 1; Minnesota 4, Princeton 0; St. Lawrence 1, Minn. Duluth 0; Wisconsin 2, Mercyhurst 1 (2 ot). **Semifinals:** Minnesota 5, New Hampshire 4; Wisconsin 1, St. Lawrence 0. **Championship:** Wisconsin 3, Minnesota 0.
2007 Regionals: Wisconsin 1, Harvard 0 (4 ot); St. Lawrence 6, New Hampshire 2; Minn. Duluth 3, Mercyhurst 2 (ot); Boston College 3, Dartmouth 2 (ot). **Semifinals:** Wisconsin 4, St. Lawrence 0; Minn. Duluth 4, Boston College 3 (2 ot). **Championship:** Wisconsin 4, Minn. Duluth 1.

Division III Women's Championship

2007 Highlights

Plattsburgh State Outduels Rival: Plattsburgh State exacted revenge March 17, beating defending champion Middlebury for the Division III Women's Ice Hockey Championship in a rematch of the 2006 final. Middlebury won that matchup, but fell to the Cardinals, 2-1, in its bid for a fourth consecutive national title.

"Middlebury is a great team. We have a lot of respect for them. It's a great feeling to beat a team that beat you for a championship the season before," head coach Kevin Houle said. "Last year, getting to the finals at home and losing got to us, because we knew we had the talent. That loss hurt a lot. Our resolve was not to lose this year."

The loss was avoided, but Middlebury's stellar defense held the Cardinals to their lowest goal output of the season. Middlebury senior forward Shannon Sylvester said the team never quit in its quest for the championship.

"I don't think there was one person on the team who didn't believe in each other. We thought from the very beginning that this was our game," she said. "We never lost faith in ourselves that we were going to win the game. We kept battling, but we just ran out of time. The worst thing is that's the last time I put on the skates."

Plattsburgh State got on the board first when Lindsay Brown found the net 19 minutes into the first period, with assists from teammates Danielle Blanchard and Lindsay Littman. The defenders were solid as well, not allowing Middlebury to attempt a shot until the period was half over. Blanchard and Littman then found Shay Bywater to add to the lead in the early minutes of the second period.

Middlebury's captain Sylvester mounted a comeback with a goal with fewer than five minutes remaining in the second period, but neither team scored in the final period. Senior Bree Doyle made 28 saves for Plattsburgh State and earned all-tournament-team honors. Teammates Bywater and Blanchard also made the all-tournament team. They were joined by Amherst's Tarasai Karega and Middlebury's Silen Sargent and Shannon Tarrant.

Plattsburgh State's victory brings its first women's ice hockey title to the school, giving the school three national titles overall. The men's team won titles in 2001 and 1992.

"It's an unbelievable feeling right now. I'm so proud of these girls. They never quit, never panicked," Houle said. "In some ways, it's a relief because there's a calming feeling to accomplish what we set out to do. I'm so happy for the team, and every girl on the team paid a price to get (the championship)."

Plattsburgh finished the season undefeated (27-0-2), including two previous victories over the Panthers. The undefeated season is a first for a women's ice hockey champion. Middlebury ended its season 23-4-2.

In the third-place game, Wisconsin-Stevens Point won a thriller, 3-2, over Amherst off a Nicole Grossman goal with just 1:09 left in the overtime period. The Pointers also won the third-place game in 2006.

Results

FIRST ROUND

Amherst 2, Rochester Inst. 1
Middlebury 3, Manhattanville 1
Wis.-Stevens Point 4, Gust. Adolphus 1

SEMIFINALS

MARCH 16 AT PLATTSBURGH ST.

Plattsburgh St. 3, Amherst 2

Goals by Period	1	2	3	Total
Amherst.....	0	1	1	2
Plattsburgh St.....	1	2	0	3

1st period: Plattsburgh St., Shay Bywater (9) (Danielle Blanchard), 2:49. Penalties: Alyssa Chwick, Amherst (interference), 6:00; Keltie Jones, Plattsburgh St. (tripping), 9:34; Tes Siarnacki, Amherst (tripping), 16:28; Julie Devereux, Plattsburgh St. (holding), 18:59.

2nd period: Amherst, Elizabeth Dimore (5), 2:12. Plattsburgh St., Jessica Moreau (12) (Lindsay Brown), 11:36 (pp); Plattsburgh St., Danielle Blanchard (24) (Lesley Ann Mitchell), 13:02 (pp). Penalties: Michelle McGann, Amherst (interference), 4:40; Jessica Moreau, Plattsburgh St. (tripping), 6:01; Alyssa Chwick, Amherst (checking), 8:33; Claire O'Connor, Plattsburgh St. (charging the net), 14:03; Michelle McGann, Amherst (tripping), 14:27; Rachel Simon, Amherst (tripping), 16:51; Lesley Ann Mitchell, Plattsburgh St. (tripping), 19:31.

3rd period: Amherst, Tarasai Karega (18) (Michelle McGann, Kate Dennett), 3:16. Penalties: Jessica Moreau, Plattsburgh St. (hooking), 11:37; Danielle Blanchard, Plattsburgh St. (hooking), 19:18.

Shots on goal: Amherst 10-8-10 28; Plattsburgh St. 8-28-5 41.

Power plays: Amherst 0 of 7; Plattsburgh St. 2 of 6.

Penalties: Amherst 6 (15 min); Plattsburgh St. 7 (14 min).

Goalies: Amherst, Krystyn Elek (58:39, 40 shots-37 saves), Empty Net (1:21, 1-1); Plattsburgh St., Bree Doyle (60:00, 28-26).

Total time: 2:02.

Referee: John Kaselouskas; Asst. Ref: Mike Gulenchyn, Scott Prim.

Win-Bree Doyle (20-0-2). Loss-Krystyn Elek (15-5-3).

Middlebury 5, Wis.-Stevens Point 1

Goals by Period	1	2	3	Total
Middlebury.....	1	1	3	5
Wis.-Stevens Point.....	0	0	1	1

1st period: Middlebury, Karen Levin (11) (Annmarie Cellino, Shannon Tarrant), 13:12 (pp). Penalties: Sarah Phillips, Wis.-Stevens Point (hitting from behind), 12:20.

2nd period: Middlebury, Ellen Sargent (2) (Molly Vitt, Alison Graddock), 1:11. Penalties: Katy Lankey, Wis.-Stevens Point (holding), 2:23; Tania Kenny, Middlebury (charging the net), 4:12; Jessie Suter, Wis.-Stevens Point (roughing), 7:27; Tania Kenny, Middlebury (tripping), 9:44; Trish Piskula, Wis.-Stevens Point (tripping), 13:58; Marjie Billings, Middlebury (interference), 16:28; Jenna Daggit, Wis.-Stevens Point (interference), 16:47; Shannon Sylvester, Middlebury (tripping), 17:34; Michelle Sosnowski, Wis.-Stevens Point (hooking), 18:33; Jamie Lewandowski, Wis.-Stevens Point (interference), 18:47.

3rd period: Middlebury, Molly Vitt (8) (Ellen Sargent), 1:25; Middlebury, Abby Kurtz-Phelan (16) (Karen Levin, Shannon Tarrant), 2:18 (pp); Wis.-Stevens Point, Katy Lankey (10) (Jessie Suter), 10:53 (short handed); Middlebury, Shannon Sylvester (15) (Abby Kurtz-Phelan), 19:05 (empty net). Penalties: Sarah Phillips, Wis.-Stevens Point (checking), 1:43; Nicole Grossmann, Wis.-Stevens Point (boarding), 10:32.

Shots on goal: Middlebury 8-13-9 30; Wis.-Stevens Point 11-8-8 27.

Power plays: Middlebury 2 of 6; Wis.-Stevens Point 0 of 4.

Penalties: Middlebury 4 (8 min); Wis.-Stevens Point 9 (18 min).

Goalies: Middlebury, Lani Wright (60:00, 27 shots-26 saves); Wis.-Stevens Point, Amy Statz (59:52, 29-25), Empty Net (0:08, 0-0).

Attendance: 711. Total time: 2:31.

Referee: Dave Lick; Asst. Ref: Julie Piacentini, Tim Linder.

Win-Lani Wright (13-2-0). Loss-Amy Statz (16-6-2).

THIRD PLACE

MARCH 17 AT PLATTSBURGH ST.

Wis.-Stevens Point 4, Amherst 3 (ot)

Goals by Period	1	2	3	OT	Total
Wis.-Stevens Point.....	2	1	0	1	4
Amherst.....	0	2	1	0	3

1st period: Wis.-Stevens Point, Rachael Graves (4) (Lauren Kellin), 3:31 (pp); Wis.-Stevens Point, Michelle Sosnowski (13) (Jamie Lewandowski), 3:41. Penalties: Meg Quinn, Amherst (roughing), 2:10; Rachael Graves, Wis.-Stevens Point (checking), 10:57; Anna MacLean, Amherst (interference), 14:34; Sarah Phillips, Wis.-Stevens Point (hooking), 19:22; Chris Hanson, Wis.-Stevens Point (obstruction-hooking), 19:38.

2nd period: Amherst, Meg Quinn (2) 5:07 (short handed); Wis.-Stevens Point, Madison Darud (9) (Michelle Sosnowski, Trish Piskula), 8:08; Amherst, Tarasai Karega (19) (Michelle McGann, Alyssa Chwick), 19:32. Penalties: Kate Dennett, Amherst (roughing), :20; Katy Lankey, Wis.-Stevens Point (hit after whistle), :20; Lindsey Harrington, Amherst (charging the net), 4:21; Meg Quinn, Amherst (checking), 6:03.

3rd period: Amherst, Tarasai Karega (20), 3:05. Penalties: Nicole Grossmann, Wis.-Stevens Point (tripping), 5:46; TEAM, Amherst (too many on ice), 9:34; Nicole Grossmann, Wis.-Stevens Point (cross-checking), 9:47.

OT period: Wis.-Stevens Point, Nicole Grossmann (17) (Chris Hanson), 3:51 (short handed). Penalties: Chris Hanson, Wis.-Stevens Point (interference), 1:36; Anna MacLean, Amherst (holding), 1:36; Michelle Sosnowski, Wis.-Stevens Point (tripping), 3:03.

Shots on goal: Wis.-Stevens Point 8-11-15-2 36; Amherst 10-10-5-2 27.

Power plays: Wis.-Stevens Point 1 of 4; Amherst 0 of 7.

Penalties: Wis.-Stevens Point 8 (16 min); Amherst 7 (14 min).

Goalies: Wis.-Stevens Point, Amy Statz (63:51, 27 shots-24 saves); Amherst, Lindsay Grabowski (28:08, 15-12), Krystyn Elek (35:43, 21-20).

Total time: 2:38.

Referee: John Kaselouskas; Asst. Ref: Mike Gulenchyn, Scott Prim.

Win-Amy Statz (17-6-2). Loss-Krystyn Elek (15-6-3).

CHAMPIONSHIP

MARCH 17 AT PLATTSBURGH ST.

Plattsburgh St. 2, Middlebury 1

Goals by Period	1	2	3	Total
Middlebury.....	0	1	0	1
Plattsburgh St.....	1	1	0	2

1st period: Plattsburgh St., Lindsay Brown (14) (Danielle Blanchard, Lindsay Littman), 19:00. Penalties: Randi Dumont, Middlebury (hitting from behind), 5:06; Kayla McDougall, Plattsburgh St. (hooking), 12:18; Randi Dumont, Middlebury (holding), 20:00.

2nd period: Plattsburgh St., Shay Bywater (10) (Danielle Blanchard, Lindsay Littman), 6:38; Middlebury, Shannon Sylvester (16) (Karen Levin, Shannon Tarrant), 15:58 (pp). Penalties: Lesley Ann Mitchell, Plattsburgh St. (tripping), 12:40; Sarah Samson, Plattsburgh St. (hit after whistle), 13:09; Jessica Moreau, Plattsburgh St. (hooking), 15:25.

3rd period: Penalties: Annmarie Cellino, Middlebury (interference), 15:55.

Shots on goal: Middlebury 6-14-9 29; Plattsburgh St. 10-7-7 24.

Power plays: Middlebury 1 of 3; Plattsburgh St. 0 of 3.

Penalties: Middlebury 3 (6 min); Plattsburgh St. 4 (8 min).

Goalies: Middlebury, Lani Wright (58:49, 24 shots-22 saves), Empty Net (1:11, 0-0); Plattsburgh St., Bree Doyle (60:00, 29-28).

Attendance: 1,333. Total time: 1:58.

Referee: Dave Lick; Asst. Ref: Julie Piacentini; Tim Linder.

Win-Bree Doyle (21-0-2). Loss-Lani Wright (13-3-0).

History

Team Results

Year	Champion (Record)	Coach	Score	Runner-Up	Host	Championship Game Attendance	Championship Total Attendance
2002.....	Elmira (26-1-1)	Jamie Wood	2-1	Manhattanville	Elmira	1,100	6,154
2003.....	Elmira (23-4-2)	Jamie Wood	5-1	Manhattanville	Elmira	2,110	5,474
2004.....	Middlebury (23-4)	Bill Mandigo	2-1	Wis.-Stevens Point	Middlebury	635	3,010
2005.....	Middlebury (26-3-1)	Bill Mandigo	4-3	Elmira	Elmira	2,335	6,424
2006.....	Middlebury (27-2)	Bill Mandigo	3-1	Plattsburgh St.	Plattsburgh St.	1,385	3,400
2007.....	Plattsburgh St. (27-0-2)	Kevin Houle	2-1	Middlebury	Plattsburgh St.	1,333	3,331

Leading Scorers, Year-by-Year

Year	Player, School	G	A	P
2002	Lindsay Palmer, Elmira.....	2	5	7
2003	Kristin Sahlem, Manhattanville.....	3	1	4
	Mandy Stokes, Wis.-River Falls.....	1	3	4
2004	Jenn Clarke, Plattsburgh St.	2	2	4
2005	Jenn Clarke, Plattsburgh St.	2	4	6
	Lorna Gifis, Middlebury.....	2	4	6
	Emily Quizon, Middlebury.....	4	2	6
2006	Annamarie Cellino, Middlebury.....	2	4	6
2007	Danielle Blanchard, Plattsburgh St. 1	3	3	4
	Tarasai Karega, Amherst.....	3	1	4
	Shannon Tarrant, Middlebury.....	1	3	4

Individual Records

ALL GAMES

GOALS

3—Laura Hurd, Elmira vs. Gust. Adolphus, 3-8-2002; Kenzie Stensland, Gust. Adolphus vs. Elmira, 3-8-2002; Elizabeth Gibson, Plattsburgh St. vs. Bowdoin, 3-12-2005.

GOALS, TOURNAMENT

4—Laura Hurd, Elmira (3 vs. Gust. Adolphus, 1 vs. Manhattanville), 2002; Charissa Gawant, Elmira (2 vs. Plattsburgh St., 2 vs. Middlebury), 2005; Elizabeth Gibson, Plattsburgh St. (3 vs. Bowdoin, 0 vs. Elmira, 1 vs. Gust. Adolphus), 2005; Andrea Peterson, Gust. Adolphus (2 vs. Wis.-Stevens Point, 1 vs. Middlebury, 1 vs. Plattsburgh St.), 2005; Emily Quizon, Middlebury (0 vs. Manhattanville, 2 vs. Gust. Adolphus, 2 vs. Elmira), 2005.

FASTEST GAME-OPENING GOAL

:07—Elizabeth Gibson, Plattsburgh St. vs. Bowdoin, 3-12-2005.

FASTEST GOAL, START OF PERIOD

:07—Elizabeth Gibson, Plattsburgh St. vs. Bowdoin, 3-12-2005 (first).

FASTEST CONSECUTIVE GOALS

2:28—Elizabeth Gibson, Plattsburgh St. vs. Bowdoin, 3-12-2005 (first period).

FASTEST HAT TRICK

26:21—Elizabeth Gibson, Plattsburgh St. vs. Bowdoin, 3-12-2005.

ASSISTS

4—Lindsay Palmer, Elmira vs. Gust. Adolphus, 3-5-2002.

ASSISTS, TOURNAMENT

5—Lindsay Palmer, Elmira (4 vs. Gust. Adolphus, 1 vs. Manhattanville), 2002.

POINTS

5—Lindsay Palmer (1 goal, 4 assists), Elmira vs. Gust. Adolphus, 3-5-2002; Jenn Clarke (2 goals, 3 assists), Plattsburgh St. vs. Bowdoin, 3-12-2005; Lorna Gifis (2 goals, 3 assists), Middlebury vs. Gust. Adolphus, 3-18-2005.

POINTS, TOURNAMENT

7—Lindsay Palmer (2 goals, 5 assists), Elmira, 2002.

PENALTIES

3—Abby Kurtz-Phelan, Middlebury vs. Manhattanville, 3-10-2006; Tania Kenny, Middlebury vs. Gust. Adolphus, 3-17-2006; Sharis Smith, Plattsburgh St. vs. Middlebury, 3-18-2006.

SHUTOUTS, TOURNAMENT

2—Amy Statz, Wis.-Stevens Point (vs. Wis.-Superior and Gust. Adolphus), 2006.

SAVES

45—Monelle Quevillon, Williams vs. Manhattanville, 3-15-2003.

SAVES, PERIOD

26—Krystyn Elek, Amherst vs. Plattsburgh St., 3-16-2007 (second).

SAVES, TOURNAMENT

92—Amy Statz, Wis.-Stevens Point (27 vs. Gust. Adolphus, 33 vs. Manhattanville, 32 vs. Middlebury), 2004.

CHAMPIONSHIP GAME

GOALS

2—Emily Quizon, Middlebury vs. Elmira, 3-19-2005.

FASTEST GAME-OPENING GOAL

2:36—Ashley Howe, Wis.-Stevens Point vs. Middlebury, 3-20-2004.

FASTEST GOAL, START OF PERIOD

:46—Laura Hurd, Elmira vs. Manhattanville, 3-9-2002 (third).

FASTEST CONSECUTIVE GOALS

None.

FASTEST HAT TRICK

None.

ASSISTS

2—Jaclyn O'Neil, Elmira vs. Manhattanville, 3-22-2003; Amy Rudisill, Elmira vs. Manhattanville, 3-22-2003; Danielle Blanchard, Plattsburgh St. vs. Middlebury, 3-17-2007; Lindsay Littman, Plattsburgh St. vs. Middlebury, 3-17-2007.

POINTS

2—Lindsay Palmer (1 goal, 1 assist), Elmira vs. Manhattanville, 3-9-2002; Laura Hurd (1 goal, 1 assist), Elmira vs. Manhattanville, 3-22-2003; Jaclyn O'Neil (0 goals, 2 assists), Elmira vs. Manhattanville, 3-22-2003; Amy Rudisill (0 goals, 2 assists), Elmira vs. Manhattanville, 3-22-2003; Charissa Gawant (2 goals, 0 assists), Elmira vs. Middlebury, 3-19-2005; Emily Quizon (2 goals, 0 assists), Middlebury vs. Elmira, 3-19-2005; Annmarie Cellino (1 goal, 1 assist), Middlebury vs. Plattsburgh St., 3-18-2006; Danielle Blanchard (0 goals, 2 assists), Plattsburgh St. vs. Middlebury, 3-17-2007; Lindsay Littman (0 goals, 2 assists), Plattsburgh St. vs. Middlebury, 3-17-2007.

PENALTIES

3—Sharis Smith, Plattsburgh St. vs. Middlebury, 3-18-2006.

FEWEST GOALS ALLOWED

(Must have played at least 50 minutes)

1—Edith Racine, Elmira vs. Manhattanville, 3-9-2002; Renee Kirnan, Manhattanville vs. Elmira, 3-9-2002; Edith Racine, Elmira vs. Manhattanville, 3-22-2003; Kate Kogut, Middlebury vs. Wis.-Stevens Point, 3-20-2004; Kate Kogut, Middlebury vs. Plattsburgh St., 3-18-2006; Bree Doyle, Plattsburgh St. vs. Middlebury, 3-18-2007.

SAVES

38—Edith Racine, Elmira vs. Manhattanville, 3-22-2003.

SAVES, PERIOD

15—Edith Racine, Elmira vs. Manhattanville, 3-22-2003 (second).

Team Records

ALL GAMES

GOALS

9—Plattsburgh St. vs. Bowdoin, 3-12-2005.

GOALS, BOTH TEAMS

13—Elmira (8) vs. Gust. Adolphus (5), 3-8-2002; Plattsburgh St. (9) vs. Bowdoin (4), 3-12-2005.

GOALS, PERIOD

6—Plattsburgh St. vs. Bowdoin, 3-12-2005 (first).

GOALS, BOTH TEAMS, PERIOD

7—Plattsburgh St. (6) vs. Bowdoin (1), 3-12-2005 (first).

GOALS, TOURNAMENT

14—Middlebury [3 vs. Manhattanville (ot), 7 vs. Gust. Adolphus, 4 vs. Elmira], 2005.

GOALS, LOSING TEAM

5—Gust. Adolphus vs. Elmira (8), 3-8-2002.

FEWEST GOALS

0—St. Mary's (Minn.) vs. Gust. Adolphus (2), 3-5-2002; Middlebury vs. Bowdoin (3), 3-15-2003; Wis.-Stevens Point vs. Gust. Adolphus (3), 3-12-2005; Wis.-Superior vs. Wis.-Stevens Point (2), 3-11-2006; Gust. Adolphus vs. Wis.-Stevens Point (2), 3-18-2006.

FEWEST GOALS, BOTH TEAMS

2—St. Mary's (Minn.) (0) vs. Gust. Adolphus (2), 3-5-2002; Wis.-Stevens Point (2) vs. Wis.-Superior (0), 3-11-2006; Wis.-Stevens Point (2) vs. Gust. Adolphus (0), 3-18-2006.

WINNING MARGIN

5—Plattsburgh St. (9) vs. Bowdoin (4), 3-12-2005.

FASTEST CONSECUTIVE GOALS

:28—Middlebury (Gloria Velez, then Lorna Gifis), vs. Gust. Adolphus, 3-18-2005 (second period).

FASTEST CONSECUTIVE GOALS, BOTH TEAMS

:06—Gust. Adolphus (Andrea Peterson), then Middlebury (Lorna Gifis), 3-18-2005 (third period).

ASSISTS

12—Plattsburgh St. vs. Bowdoin, 3-12-2005.

ASSISTS, BOTH TEAMS

18—Plattsburgh St. (12) vs. Bowdoin (6), 3-12-2005.

ASSISTS, TOURNAMENT

17—Middlebury (5 vs. Manhattanville [ot], 8 vs. Gust. Adolphus, 4 vs. Elmira), 2005.

POINTS

21—Plattsburgh St. vs. Bowdoin, 3-12-2005 (nine goals, 12 assists).

POINTS, BOTH TEAMS

31—Plattsburgh St. [21 (nine goals, 12 assists)] vs. Bowdoin [10 (four goals, six assists)], 3-12-2005.

POINTS, TOURNAMENT

31—Middlebury (14 goals, 17 assists), 2005.

PENALTIES

10—Plattsburgh St. vs. Gust. Adolphus, 3-19-2005; Manhattanville vs. Middlebury, 3-10-2006; Middlebury vs. Plattsburgh St., 3-18-2006.

PENALTIES, BOTH TEAMS

17—Manhattanville (10) vs. Middlebury (7), 3-10-2006.

FEWEST PENALTIES

0—Middlebury vs. Wis.-Stevens Point, 3-20-2004.

FEWEST PENALTIES, BOTH TEAMS

3—Bowdoin (2) vs. Manhattanville (1), 3-8-2002; Elmira (1) vs. Manhattanville (2), 3-9-2002; Middlebury (0) vs. Wis.-Stevens Point (3), 3-20-2004.

SHOTS ON GOAL

50—Manhattanville vs. Williams, 3-15-2003.

SHOTS ON GOAL, BOTH TEAMS

76—Middlebury (39) vs. Manhattanville (37), 3-11-2005 (ot).

SHOTS ON GOAL, PERIOD

28—Plattsburgh St. vs. Amherst, 3-16-2007 (second).

SHOTS ON GOAL, BOTH TEAMS, PERIOD

36—Plattsburgh St. (28) vs. Amherst (8), 3-16-2007 (second).

FEWEST SHOTS ON GOAL

7—Wis.-Stevens Point vs. Gust. Adolphus, 3-12-2005.

FEWEST SHOTS ON GOAL, BOTH TEAMS

30—Bowdoin (12) vs. Plattsburgh St. (18), 3-13-2004; Plattsburgh St. (13) vs. Wis.-Stevens Point (17), 3-17-2006.

FEWEST SHOTS ON GOAL, REGULATION PERIOD

0—Wis.-Stevens Point vs. Wis.-Superior, 3-11-2006 (third).

FEWEST SHOTS ON GOAL, BOTH TEAMS, REGULATION PERIOD

6—Bowdoin (3) vs. Plattsburgh St. (3), 3-13-2004 (third).

CHAMPIONSHIP GAME

GOALS

5—Elmira vs. Manhattanville (1), 3-22-2003.

GOALS, BOTH TEAMS

7—Middlebury (4) vs. Elmira (3), 3-19-2005.

GOALS, PERIOD

3—Middlebury vs. Elmira, 3-19-2005 (third).

GOALS, BOTH TEAMS, PERIOD

4—Middlebury (3) vs. Elmira (1), 3-19-2005 (third).

GOALS, LOSING TEAM

3—Elmira vs. Middlebury (4), 3-19-2005.

FEWEST GOALS

1—Manhattanville vs. Elmira (2), 3-9-2002; Manhattanville vs. Elmira (5), 3-22-2003; Wis.-Stevens Point vs. Middlebury (2), 3-20-2004; Plattsburgh St. vs. Middlebury (3), 3-18-2006; Middlebury vs. Plattsburgh St. (2), 3-17-2007.

FEWEST GOALS, BOTH TEAMS

3—Elmira (2) vs. Manhattanville (1), 3-9-2002; Middlebury (2) vs. Wis.-Stevens Point (1), 3-20-2004; Plattsburgh St. (2) vs. Middlebury (1), 3-17-2007.

WINNING MARGIN

4—Elmira (5) vs. Manhattanville (1), 3-22-2003.

FASTEST CONSECUTIVE GOALS

1:17—Middlebury (Gloria Velez, then Emily Quizon) vs. Elmira, 3-19-2005 (third period).

FASTEST CONSECUTIVE GOALS, BOTH TEAMS

:53—Elmira (Lindsay Palmer), then Manhattanville (Kristin Sahlem), 3-9-2002.

ASSISTS

9—Elmira vs. Manhattanville, 3-22-2003.

ASSISTS, BOTH TEAMS

10—Elmira (9) vs. Manhattanville (1), 3-22-2003.

POINTS

14—Elmira (five goals, nine assists) vs. Manhattanville, 3-22-2003.

POINTS, BOTH TEAMS

16—Elmira [14 (five goals, nine assists)] vs. Manhattanville [2 (one goal, one assist)], 3-22-2003.

PENALTIES

10—Middlebury vs. Plattsburgh St., 3-18-2006.

PENALTIES, BOTH TEAMS

15—Middlebury (10) vs. Plattsburgh St. (5), 3-18-2006.

FEWEST PENALTIES

0—Middlebury vs. Wis.-Stevens Point, 3-20-2004.

FEWEST PENALTIES, BOTH TEAMS

3—Manhattanville (2) vs. Elmira (1), 3-9-2002; Middlebury (0) vs. Wis.-Stevens Point (3), 3-20-2004.

SHOTS ON GOAL

39—Manhattanville vs. Elmira, 3-22-2003.

SHOTS ON GOAL, BOTH TEAMS

68—Manhattanville (39) vs. Elmira (29), 3-22-2003.

SHOTS ON GOAL, PERIOD

16—Manhattanville vs. Elmira, 3-22-2003 (second).

SHOTS ON GOAL, BOTH TEAMS, PERIOD

26—Manhattanville (16) vs. Elmira (10), 3-22-2003 (second).

FEWEST SHOTS ON GOAL

15—Wis.-Stevens Point vs. Middlebury, 3-20-2004.

FEWEST SHOTS ON GOAL, BOTH TEAMS

45—Middlebury (20) vs. Plattsburgh St. (25), 3-18-2006.

FEWEST SHOTS ON GOAL, REGULATION PERIOD

2—Wis.-Stevens Point vs. Middlebury, 3-20-2004 (first).

FEWEST SHOTS ON GOAL, BOTH TEAMS, REGULATION PERIOD

12—Middlebury (5) vs. Plattsburgh St. (7), 3-18-2006 (third).

Won-Lost-Tied Records in Tournament Play

Team (Years Participated)

Team (Years Participated)	Yrs.	Won	Lost	Tied	Pct.	1st	2nd	3rd	4th
Amherst (2007)	1	1	2	0	.333	0	0	0	1
Bowdoin (2002-03-04-05)	4	3	5	0	.375	0	0	1	1
Elmira (2002-03-04-05-06)	5	5	3	0	.625	2	1	0	0
Gust. Adolphus (2002-04-05-06-07)	5	4	6	0	.400	0	0	2	1
Manhattanville (2002-03-04-05-06-07)	6	3	7	0	.300	0	2	0	1
Middlebury (2002-03-04-05-06-07)	6	11	3	0	.786	3	1	0	0
Plattsburgh St. (2004-05-06-07)	4	7	4	0	.636	1	1	1	1
Rochester Inst. (2007).....	1	0	1	0	.000	0	0	0	0
St. Mary's (Minn.) (2002).....	1	0	1	0	.000	0	0	0	0
St. Thomas (Minn.) (2003).....	1	0	1	0	.000	0	0	0	0
Williams (2003).....	1	0	1	0	.000	0	0	0	0
Wis.-River Falls (2003).....	1	1	2	0	.333	0	0	0	1
Wis.-Stevens Point (2004-05-06-07)	4	6	4	0	.600	0	1	2	0
Wis.-Superior (2006).....	1	0	1	0	.000	0	0	0	0

All-Time Results

2002 First Round: Gust. Adolphus 2, St. Mary's (Minn.) 0; Bowdoin 2, Middlebury 1. **Semifinals:** Elmira 8, Gust. Adolphus 5; Manhattanville 2, Bowdoin 1 (ot). **Third Place:** Gust. Adolphus 2, Bowdoin 1. **Championship:** Elmira 2, Manhattanville 1.

2003 First Round: Wis.-River Falls 5, St. Thomas (Minn.) 1; Bowdoin 3, Middlebury 0; Manhattanville 5, Williams 1. **Semifinals:** Manhattanville 4, Bowdoin 1; Elmira 2, Wis.-River Falls 1. **Third Place:** Bowdoin 4, Wis.-River Falls 2. **Championship:** Elmira 5, Manhattanville 1.

2004 First Round: Wis.-Stevens Point 3, Gust. Adolphus 2 (2 ot); Plattsburgh St. 2, Bowdoin 1; Middlebury 2, Elmira 1. **Semifinals:** Wis.-Stevens Point 4, Manhattanville 1; Middlebury 2, Plattsburgh St. 1. **Third Place:** Plattsburgh St. 4, Manhattanville 2. **Championship:** Middlebury 2, Wis.-Stevens Point 1.

2005 First Round: Plattsburgh St. 9, Bowdoin 4; Middlebury 3, Manhattanville 2 (ot); Gust. Adolphus 3, Wis.-Stevens Point 0. **Semifinals:** Elmira 4, Plattsburgh St. 3; Middlebury 7, Gust. Adolphus 3. **Third Place:** Gust. Adolphus 3, Plattsburgh St. 1. **Championship:** Middlebury 4, Elmira 3.

2006 First Round: Plattsburgh St. 4, Elmira 1; Wis.-Stevens

Point 2, Wis.-Superior 0; Middlebury 4, Manhattanville 3. **Semifinals:** Plattsburgh St. 4, Wis.-Stevens Point 1; Middlebury 2, Gust. Adolphus 1. **Third Place:** Wis.-Stevens Point 2, Gust. Adolphus 0. **Championship:** Middlebury 3, Plattsburgh St. 1.

2007 First Round: Amherst 2, Rochester Inst. 1; Middlebury 3, Manhattanville 1; Wis.-Stevens Point 4, Gust. Adolphus 1. **Semifinals:** Plattsburgh St. 3, Amherst 2; Middlebury 5, Wis.-Stevens Point 1. **Third Place:** Wis.-Stevens Point 4, Amherst 3 (ot). **Championship:** Plattsburgh St. 2, Middlebury 1.

Women's Award Winners

Division I Awards.....	148
Division III Awards	149
Special Awards	150
Coaching Awards.....	150



Division I Awards

RBK All-America Teams

The RBK University Division All-America teams are sponsored by RBK, an international leader in hockey equipment, and chosen by members of the American Hockey Coaches Association.

2000-01

First Team

G—Erika Silva, Northeastern
D—Correne Bredin, Dartmouth
D—Courtney Kennedy, Minnesota
F—Jennifer Botterill, Harvard
F—Maria Rooth, Minn. Duluth
F—Tammy Shewchuk, Harvard

Second Team

G—Rachel Barrie, St. Lawrence
D—Isabelle Chartrand, St. Lawrence
D—Kerry Weiland, Wisconsin
F—Meghan Hunter, Wisconsin
F—Jessica Tabb, Providence
F—Brooke Whitney, Northeastern

2001-02

First Team

G—Tania Pinelli, Niagara
D—Ronda Curtin, Minnesota
D—Kerry Weiland, Wisconsin
F—Carly Haggard, Dartmouth
F—Maria Rooth, Minn. Duluth
F—Brooke Whitney, Northeastern

Second Team

G—Chanda Gunn, Northeastern
D—Kim Greene, Northeastern
D—Emma Laaksonen, Ohio St.
F—Nicole Corriero, Harvard
F—Meghan Hunter, Harvard
F—Kristy Zamora, Brown

2002-03

First Team

G—Jen Huggon, New Hampshire
D—Ronda Curtin, Minnesota
D—Angela Ruggiero, Harvard
F—Jennifer Botterill, Harvard
F—Natalie Darwitz, Minnesota
F—Jenny Potter, Minn. Duluth

Second Team

G—Rachel Barrie, St. Lawrence
D—Correne Bredin, Dartmouth
D—Kelli Halcisak, Providence
F—Julie Chu, Harvard
F—Maria Rooth, Minn. Duluth
F—Krissy Wendell, Minnesota

2003-04

First Team

G—Chanda Gunn, Northeastern
D—Kelli Halcisak, Providence
D—Angela Ruggiero, Harvard

F—Caroline Ouellette, Minn. Duluth
F—Jenny Potter, Minn. Duluth
F—Krissy Wendell, Minnesota

Second Team

G—Shari Vogt, Minn. St. Mankato
D—Carla MacLeod, Wisconsin
D—Julianne Vasichuk, Minn. Duluth
F—Nicole Corriero, Harvard
F—Natalie Darwitz, Minnesota
F—Gina Kingsbury, St. Lawrence

2004-05

First Team

G—Desi Clark, Mercyhurst
D—Molly Engstrom, Wisconsin
D—Lyndsay Wall, Minnesota
F—Natalie Darwitz, Minnesota
F—Caroline Ouellette, Minn. Duluth
F—Krissy Wendell, Minnesota

Second Team

G—Jody Horak, Minnesota
D—Carla MacLeod, Wisconsin
D—Julianne Vasichuk, Minn. Duluth
F—Julie Chu, Harvard
F—Nicole Corriero, Harvard
F—Katie Weatherston, Dartmouth

2005-06

First Team

G—Riitta Schaublin, Minn. Duluth
D—Martine Garland, New Hampshire
D—Bobbi-Jo Slusar, Wisconsin
F—Sara Bauer, Wisconsin
F—Sabrina Harbec, St. Lawrence
F—Sadie Wright-Ward, New Hampshire

Second Team

G—Kira Hurley, Clarkson
D—Kristin Gigliotti, Providence
D—Annie Gray, St. Lawrence
F—Jana Harrigan, Ohio St.
F—Jennifer Hitchcock, New Hampshire
F—Karen Thatcher, Providence

2006-07

First Team

G—Jesse Vetter, Wisconsin
D—Annie Guay, St. Lawrence
D—Meaghan Mikkelsen, Wisconsin
F—Meghan Agosta, Mercyhurst
F—Sara Bauer, Wisconsin
F—Julie Chu, Harvard

Second Team

G—Allison Rutledge, Niagara
D—Tessa Bonhomme, Ohio St.
D—Bobbi-Jo Slusar, Wisconsin
F—Gillian Apps, Dartmouth
F—Sabrina Harbec, St. Lawrence
F—Sarah Vaillancourt, Harvard

Division I First-Team All-America by School

DARTMOUTH (2)

2001—Correne Bredin, D
2002—Carly Haggard, F

HARVARD (6)

2001—Jennifer Botterill, F
Tammy Shewchuk, F
2003—Jennifer Botterill, F
Angela Ruggiero, D
2004—Angela Ruggiero, D
2007—Julie Chu, F

MERCYHURST (2)

2005—Desi Clark, G
2007—Meghan Agosta, F

MINNESOTA (8)

2001—Courtney Kennedy, D
2002—Ronda Curtin, D
2003—Ronda Curtin, D
Natalie Darwitz, F
2004—Krissy Wendell, F
2005—Natalie Darwitz, F
Lyndsay Wall, D
Krissy Wendell, F

MINN. DULUTH (7)

2001—Maria Rooth, F
2002—Maria Rooth, F
2003—Jenny Potter, F
2004—Caroline Ouellette, F
Jenny Potter, F
2005—Caroline Ouellette, F
2006—Riitta Schaublin, G

NEW HAMPSHIRE (3)

2003—Jen Huggon, G
2006—Martine Garland, D
Sadie Wright-Ward, F

NIAGARA (1)

2002—Tania Pinelli, G

NORTHEASTERN (3)

2001—Erika Silva, G
2002—Brooke Whitney, F
2004—Chanda Gunn, G

PROVIDENCE (1)

2004—Kelli Halcisak, D

ST. LAWRENCE (2)

2006—Sabrina Harbec, F
2007—Annie Guay, D

WISCONSIN (7)

2002—Kerry Weiland, D
2005—Molly Engstrom, D
2006—Sara Bauer, F
Bobbi-Jo Slusar, D
2007—Sara Bauer, F
Meaghan Mikkelsen, D
Jesse Vetter, G

Division III Awards

RBK All-America Teams

The RBK College Division All-America teams are sponsored by RBK, an international leader in hockey equipment, and chosen by members of the American Hockey Coaches Association.

2001-02

East First Team

G—Nicole Elliott, Manhattanville
D—Catherine Elkins, Middlebury
D—Kristin Marie Anderson, Bowdoin
F—Shelly Chessie, Bowdoin
F—Laura Hurd, Elmira
F—Molly Wasserman, Williams

West First Team

G—Missie Meemken, St. Mary's (Minn.)
D—Lindsay Carlson, Wis.-Superior
D—Ellen Doyle, Gust. Adolphus
F—Sarah Moe, Gust. Adolphus
F—Ann Ninnemann, Wis.-Stevens Point
F—Melanie Salatino, Wis.-Superior

East Second Team

G—Karen Jamnik, Southern Me.
D—LeAnne Denman, Elmira
D—Jen Gorczynski, Rochester Inst.
F—Colleen Baude, Rochester Inst.
F—Amber Neil, Middlebury
F—Cherie Stewart, Manhattanville

2002-03

East First Team

G—Emily McKissock, Bowdoin
D—Beth Muir, Bowdoin
D—Amber Neil, Middlebury
F—Shelly Chessie, Bowdoin
F—Laura Hurd, Elmira
F—Angela Kapus, Middlebury

West First Team

G—Marlene Yaeger, Wis.-River Falls
D—Lindsay Carlson, Wis.-River Falls
D—Lindsay Weier, St. Olaf
F—Lauren Chezick, Augsburg
F—Jackie Schmitt, Wis.-Stevens Point
F—Ali Slinden, Wis.-River Falls

East Second Team

G—Edith Racine, Elmira
D—LeAnne Denman, Elmira
D—Jen Gorczynski, Rochester Inst.
F—Holly Manning, Southern Me.
F—Amy Quirion, Manhattanville
F—Molly Wasserman, Williams

2003-04

East First Team

G—Rosina Schiff, Rensselaer
D—Jen Gorczynski, Rochester Inst.
D—Shannon Tarrant, Middlebury
F—Elizabeth Gibson, Plattsburgh St.
F—Laura Hurd, Elmira
F—Molly Wasserman, Williams

West First Team

G—Becky Kilpatrick, St. Thomas (Minn.)
D—Lindsay Carlson, Wis.-River Falls
D—Andrea Peterson, Gust. Adolphus
F—Annie Annunziato, Augsburg
F—Emily Kearns, St. Mary's (Minn.)
F—Erin Kegley, Wis.-Superior

East Second Team

G—Carolyn Roy, Plattsburgh St.
D—LeAnne Denman, Elmira
D—Erin O'Brien, Plattsburgh St.
F—Lorna Gifis, Middlebury
F—Emily Quizon, Middlebury
F—Amanda Zimecki, Manhattanville

2004-05

East First Team

G—Edith Racine, Elmira
D—LeAnne Denman, Elmira
D—Erin O'Brien, Plattsburgh St.
F—Laura Hurd, Elmira
F—Emily Quizon, Middlebury
F—Cherie Stewart, Manhattanville

West First Team

G—Becky Kilpatrick, St. Thomas (Minn.)
D—Andrea Peterson, Gust. Adolphus
D—Jenny Wallace, Wis.-River Falls
F—Erin Kegley, Wis.-Superior
F—Jackie Schmitt, Wis.-Stevens Point
F—Laura Stypulkowski, Gust. Adolphus

East Second Team

G—Carolyn Roy, Plattsburgh St.
D—Shannon Tarrant, Middlebury
D—Ashley Trimble, Manhattanville
F—Elizabeth Gibson, Plattsburgh St.
F—Lorna Gifis, Middlebury
F—Julie Aho, Rensselaer

2005-06

East First Team

G—Bree Doyle, Plattsburgh St.
D—Kristen Cameron, Bowdoin
D—Cindy Lebel, St. Anselm
F—Jenn Clarke, Plattsburgh St.
F—Jill Nolan, Utica
F—Emily Quizon, Middlebury

West First Team

G—Rikki Nesor, Wis.-Superior
D—Andrea Peterson, Gust. Adolphus
D—Jenny Wallace, Wis.-River Falls
F—Molly Doyle, Gust. Adolphus
F—Erin Kegley, Wis.-Superior
F—Tanaya Reitz, St. Thomas (Minn.)

East Second Team

G—Kate Kogut, Middlebury
D—Shannon Tarrant, Middlebury
D—Ashley Trimble, Manhattanville
F—Danielle Blanchard, Plattsburgh St.
F—Annmarie Cellino, Middlebury
F—Amanda Nonis, Manhattanville

2006-07

East First Team

G—Bree Doyle, Plattsburgh St.
D—Stacey McConnell, Rochester Inst.
D—Shannon Tarrant, Middlebury
F—Danielle Blanchard, Plattsburgh St.
F—Abby Kurtz-Phelan, Middlebury
F—Deana Wiegand, Utica

West First Team

G—Sally Bevis, Lake Forest
G—Amber Lindner, Wis.-River Falls
D—Margaret Dorer, Gust. Adolphus
D—Andrea Peterson, Gust. Adolphus
F—Lindsay Boeser, St. Olaf
F—Susannah Brokl, St. Olaf
F—Erin Kegley, Wis.-Superior

East Second Team

G—Krystyn Elek, Amherst
D—Julie Devereux, Plattsburgh St.
D—Cindy Lebel, St. Anselm
F—Meghan Gillis, Bowdoin
F—Danielle Nagymarosi, Rochester Inst.
F—Stephanie Price, Utica

Division III First-Team All-America by School

AUGSBURG (2)

2003—Lauren Chezick, F
2004—Annie Annunziato, F

BOWDOIN (6)

2002—Kristin Marie Anderson, D

Shelly Chessie, F
2003—Shelly Chessie, F
Emily McKissock, G
Beth Muir, D
2006—Kristen Cameron, D

ELMIRA (6)

2002—Laura Hurd, F
2003—Laura Hurd, F
2004—Laura Hurd, F
2005—LeAnne Denman, D
Laura Hurd, F
Edith Racine, G

GUST. ADOLPHUS (9)

2002—Ellen Doyle, D
Sarah Moe, F
2004—Andrea Peterson, D
2005—Andrea Peterson, D
Laura Stypulkowski, F
2005—Molly Doyle, F
Andrea Peterson, D
2007—Margaret Dorer, D
Andrea Peterson, D

LAKE FOREST (1)

2007—Sally Bevis, G

MANHATTANVILLE (2)

2002—Nicole Elliott, G
2005—Cherie Stewart, F

MIDDLEBURY (8)

2002—Catherine Elkins, D
2003—Angela Kapus, F
Amber Neil, D
2004—Shannon Tarrant, D
2005—Emily Quizon, F
2006—Emily Quizon, F
2007—Abby Kurtz-Phelan, F
Shannon Tarrant, D

PLATTSBURGH ST. (6)

2004—Elizabeth Gibson, F
2005—Erin O'Brien, D
2006—Jenn Clarke, F
Bree Doyle, G
2006—Danielle Blanchard, F
Bree Doyle, G

RENSSELAER (1)

2004—Rosina Schiff, G

ROCHESTER INST. (2)

2004—Jen Gorczynski, D
2007—Stacey McConnell, D

ST. ANSELM (1)

2006—Cindy Lebel, D

ST. MARY'S (MINN.) (2)

2002—Missie Meemken, G
2004—Emily Kearns, F

ST. OLAF (3)

2003—Lindsay Weier, D
2007—Lindsay Boeser, F
Susannah Brokl, F

ST. THOMAS (MINN.) (3)

2004—Becky Kilpatrick, G
2005—Becky Kilpatrick, G
2006—Tanaya Reitz, F

UTICA (2)

2006—Jill Nolan, F
2007—Deana Wiegand, F

WILLIAMS (2)

2002—Molly Wasserman, F
2004—Molly Wasserman, F

WIS.-RIVER FALLS (7)

2003—Lindsay Carlson, D
Ali Slinden, F
Marlene Yaeger, G
2004—Lindsay Carlson, D
2005—Jenny Wallace, D
2006—Jenny Wallace, D
2007—Amber Lindner, G

WIS.-STEVENS POINT (3)

2002—Ann Ninnemann, F
2003—Jackie Schmitt, F
2005—Jackie Schmitt, F

WIS.-SUPERIOR (7)

2002—Lindsay Carlson, D
Melanie Salatino, F
2004—Erin Kegley, F
2005—Erin Kegley, F
2006—Erin Kegley, F
Rikki Nespor, G
2007—Erin Kegley, F

Special Awards

Patty Kazmaier Memorial Award

The award is presented annually by the USA Hockey Foundation to the top player in NCAA Division I women's ice hockey. The finalists are chosen by a 13-member selection committee comprised of NCAA Division I ice hockey coaches, representatives of the print and broadcast media, and a representative of USA Hockey, the national governing body for the sport of hockey in the United States.

Selection criteria for the Patty Kazmaier Memorial Award includes outstanding individual and team skills, sportsmanship, performance in the clutch, personal character, competitiveness, and a love of hockey. Consideration is also given to academic achievement and

civic involvement. The award is supported in part by a grant from the National Hockey League Foundation.

Presented annually since 1998, the Patty Kazmaier Memorial Award is named in honor of the late Patty Kazmaier, a four-year varsity hockey letterwinner and three-time Ivy League champion with Princeton. Kazmaier-Sandt passed away in 1990 at the age of 28.

1998 Brandy Fisher, New Hampshire
1999 A.J. Mleczko, Harvard
2000 Ali Brewer, Brown
2001 Jennifer Botterill, Harvard
2002 Brooke Whitney, Northeastern
2003 Jennifer Botterill, Harvard
2004 Angela Ruggiero, Harvard
2005 Krissy Wendell, Minnesota
2006 Sara Bauer, Wisconsin
2007 Julie Chu, Harvard

Laura Hurd Division III Player of the Year

Presented annually since 2000, the Laura Hurd Division III Player of the Year was changed to honor the late Laura Hurd, the winner of this award in 2005. Hurd was killed in an automobile accident in 2006 at the age of 24.

Presented by the American Hockey Coaches Association.

2000 Sylvia Ryan, Middlebury, forward
2001 Michelle Labbe, Middlebury, forward
2002 Sarah Moe, Gust. Adolphus, forward
2003 Angela Kapus, Middlebury, forward/defense
2004 Molly Wasserman, Williams, forward
2005 Laura Hurd, Elmira, forward
2006 Emily Quizon, Middlebury, forward
2007 Andrea Peterson, Gust. Adolphus, defense

Coaching Awards

AHCA Coach of the Year

The American Hockey Coaches Association Coach of the Year selections are made by members of the AHCA.

Division I

2001 Paul Flanagan, St. Lawrence
2002 Laura Halldorson, Minnesota
2003 Shannon Miller, Minn. Duluth
2004 Laura Halldorson, Minnesota
2005 Mike Sisti, Mercyhurst
2006 Mark Johnson, Wisconsin
2007 Mark Johnson, Wisconsin

Division III

2001 Bill Mandigo, Middlebury
2002 Jamie Wood, Elmira
2003 Michele Amidon, Bowdoin
2004 Bill Mandigo, Middlebury
2005 Bill Mandigo, Middlebury
2006 Kevin Houle, Plattsburgh St.
2007 Kevin Houle, Plattsburgh St.

Women's Coaching Records

All-Divisions Coaching Records.....	152
Winningest All-Time by Percentage	152
Winningest All-Time by Victories	152
Winningest Active by Percentage	152
Winningest Active by Victories	152
Division I Coaching Records	153
Winningest Active by Percentage	153
Winningest Active by Victories	153
Winningest All-Time by Percentage	153
Winningest All-Time by Victories	153
Division III Coaching Records	153
Winningest Active by Percentage	153
Winningest Active by Victories	153
Winningest All-Time by Percentage	153
Winningest All-Time by Victories	153



All-Divisions Coaching Records

Winningest Coaches All-Time

(Minimum 10 years as a head coach; includes all victories as coach at a four-year institution)

BY PERCENTAGE

Rank	Coach (Colleges Coached, Tenure)	Yrs.	W	L	T	Pct.†
1.	Russ McCurdy (New Hampshire 1978-92)	15	264	36	10	.868
2.	*Bill Mandigo (Middlebury 1989-07)	19	352	90	13	.788
3.	Don MacLeod (Northeastern 1982-92)	11	210	60	6	.772
4.	Laura Halldorson (Colby 1990-96; Minnesota 1998-07)	17	337	142	31	.691
5.	Karen Kay (New Hampshire 1993-02)	10	215	90	25	.689
6.	*Katey Stone (Harvard 1995-07)	13	268	124	19	.675
7.	*Digit Murphy (Brown 1990-07)	18	301	160	43	.640
8.	George Crowe (Dartmouth 1987-98)	12	196	107	20	.638
9.	John Marchetti (Providence 1981-94; Yale 1998-02)	19	292	173	26	.621
10.	Bill Duthie (Cornell 1973-84)	12	135	85	5	.611
11.	John Dooley (Harvard 1982-94)	13	162	115	11	.582
12.	*Jill Pohtilla (Augsburg 1996-07)	12	160	122	23	.562
13.	*Jeff Kampersal (Princeton 1997-07)	11	172	133	28	.559
14.	*Heather Linstad (Northeastern 1993-00; Connecticut 2001-07)	15	240	188	52	.554
15.	Bob Ewell (Colby 1979-85; Princeton 1986-91)	13	129	115	10	.528
16.	Bernie McKinnon (St. Lawrence 1979-96)	18	170	164	14	.509
17.	*Jackie Barto (Providence 1995-99; Ohio St. 2000-07)	13	192	196	40	.495
18.	Steve Shea (Brown 1976-89)	14	115	128	10	.474
19.	*Donna Wright (Wesleyan [Conn.] 1996-07)	12	105	159	24	.406
20.	*Tom O'Malley (Boston College 1995-99; Wayne St. [Mich.] 2000-03; Sacred Heart 2004-07)	13	106	244	27	.317

*Active coach. †Ties computed as half won and half lost.

BY VICTORIES

Rank	Coach (Colleges Coached, Tenure)	Yrs.	W	L	T	Pct.†
1.	*Bill Mandigo (Middlebury 1989-07)	19	352	90	13	.788
2.	Laura Halldorson (Colby 1990-96; Minnesota 1998-07)	17	337	142	31	.691
3.	*Digit Murphy (Brown 1990-07)	18	301	160	43	.640
4.	John Marchetti (Providence 1981-94; Yale 1998-02)	19	292	173	26	.621
5.	*Katey Stone (Harvard 1995-07)	13	268	124	19	.675
6.	Russ McCurdy (New Hampshire 1978-92)	15	264	36	10	.868
7.	*Heather Linstad (Northeastern 1993-00; Connecticut 2001-07)	15	240	188	52	.554
8.	Karen Kay (New Hampshire 1993-02)	10	215	90	25	.689
9.	Don MacLeod (Northeastern 1982-92)	11	210	60	6	.772
10.	George Crowe (Dartmouth 1987-98)	12	196	107	20	.638
11.	*Jackie Barto (Providence 1995-99; Ohio St. 2000-07)	13	192	196	40	.495
12.	*Jeff Kampersal (Princeton 1997-07)	11	172	133	28	.559
13.	Bernie McKinnon (St. Lawrence 1979-96)	18	170	164	14	.509
14.	John Dooley (Harvard 1982-94)	13	162	115	11	.582
15.	*Jill Pohtilla (Augsburg 1996-07)	12	160	122	23	.562
16.	Bill Duthie (Cornell 1973-84)	12	135	85	5	.611
17.	Bob Ewell (Colby 1979-85; Princeton 1986-91)	13	129	115	10	.528
18.	Steve Shea (Brown 1976-89)	14	115	128	10	.474
19.	*Tom O'Malley (Boston College 1995-99; Wayne St. [Mich.] 2000-03; Sacred Heart 2004-07)	13	106	244	27	.317
20.	*Donna Wright (Wesleyan [Conn.] 1996-07)	12	105	159	24	.406

*Active coach. †Ties computed as half won and half lost.

Winningest Active Coaches

(Minimum five years as a head coach; includes all victories as coach at a four-year institution)

BY PERCENTAGE

Coach, Team	Yrs.	Won	Lost	Tied	Pct.†
1. Mark Johnson, Wisconsin	5	147	28	14	.815
2. Bill Mandigo, Middlebury	19	352	90	13	.788
3. Brian McCloskey, New Hampshire	5	132	31	18	.779
4. Mike Carroll, Gust. Adolphus	8	172	48	11	.768
5. Shannon Miller, Minn. Duluth	8	200	57	24	.754
6. Michael Sisti, Mercyhurst	8	195	61	20	.743
7. Paul Flanagan, St. Lawrence	8	202	73	23	.716
8. Katey Stone, Harvard	13	268	124	19	.675
9. Kevin Gorg, St. Thomas (Minn.)	9	142	76	12	.643
10. Digit Murphy, Brown	18	301	160	43	.640
11. Rick Seeley, Clarkson	7	123	74	17	.614
12. Bob Deraney, Providence	8	157	97	31	.605
13. David Clausen, Utica	6	88	56	11	.603
14. Joe Cranston, Wis.-River Falls	8	113	80	15	.579
15. David Venditti, Colby	7	91	64	17	.578
16. Jill Pohtilla, Augsburg	12	160	122	23	.562
17. Jeff Kampersal, Princeton	11	172	133	28	.559
18. Heather Linstad, Connecticut	15	240	188	52	.554
19. Peter VanBuskirk, Holy Cross	7	84	84	10	.500
20. Jackie Barto, Ohio St.	13	192	196	40	.495

†Ties computed as half won and half lost.

BY VICTORIES

Coach, Team	Yrs.	Won	Lost	Tied	Pct.†
1. Bill Mandigo, Middlebury	19	352	90	13	.788
2. Digit Murphy, Brown	18	301	160	43	.640
3. Katey Stone, Harvard	13	268	124	19	.675
4. Heather Linstad, Connecticut	15	240	188	52	.554
5. Paul Flanagan, St. Lawrence	8	202	73	23	.716
6. Shannon Miller, Minn. Duluth	8	200	57	24	.754
7. Michael Sisti, Mercyhurst	8	195	61	20	.743
8. Jackie Barto, Ohio St.	13	192	196	40	.495
9. Mike Carroll, Gust. Adolphus	8	172	48	11	.768
10. Jeff Kampersal, Princeton	11	172	133	28	.559
11. Jill Pohtilla, Augsburg	12	160	122	23	.562
12. Bob Deraney, Providence	8	157	97	31	.605
13. Mark Johnson, Wisconsin	5	147	28	14	.815
14. Kevin Gorg, St. Thomas (Minn.)	9	142	76	12	.643
15. Brian McCloskey, New Hampshire	5	132	31	18	.779
16. Rick Seeley, Clarkson	7	123	74	17	.614
17. Margot Page, Niagara	8	120	125	26	.491
18. Joe Cranston, Wis.-River Falls	8	113	80	15	.579
19. Tom O'Malley, Sacred Heart	13	106	244	27	.317
20. Donna Wright, Wesleyan (Conn.)	12	105	159	24	.406

†Ties computed as half won and half lost.

Division I Coaching Records

Winningest Active Coaches

(Minimum five years as a Division I head coach; includes all victories as coach at a four-year institution.)

BY PERCENTAGE

Coach, Team	Yrs.	Won	Lost	Tied	Pct.†
1. Mark Johnson, Wisconsin.....	5	147	28	14	.815
2. Brian McCloskey, New Hampshire.....	5	132	31	18	.779
3. Shannon Miller, Minn. Duluth.....	8	200	57	24	.754
4. Michael Sisti, Mercyhurst.....	8	195	61	20	.743
5. Paul Flanagan, St. Lawrence.....	8	202	73	23	.716
6. Katey Stone, Harvard.....	13	268	124	19	.675
7. Digit Murphy, Brown.....	18	301	160	43	.640
8. Bob Deraney, Providence.....	8	157	97	31	.605
9. Jeff Kampersal, Princeton.....	11	172	133	28	.559
10. Heather Linstad, Connecticut.....	15	240	188	52	.554

†Ties computed as half won and half lost.

BY VICTORIES

Coach, Team	Yrs.	Won	Lost	Tied	Pct.†
1. Digit Murphy, Brown.....	18	301	160	43	.640
2. Katey Stone, Harvard.....	13	268	124	19	.675
3. Heather Linstad, Connecticut.....	15	240	188	52	.554
4. Paul Flanagan, St. Lawrence.....	8	202	73	23	.716
5. Shannon Miller, Minn. Duluth.....	8	200	57	24	.754
6. Michael Sisti, Mercyhurst.....	8	195	61	20	.743
7. Jackie Barto, Ohio St.....	13	192	196	40	.495
8. Jeff Kampersal, Princeton.....	11	172	133	28	.559
9. Bob Deraney, Providence.....	8	157	97	31	.605
10. Mark Johnson, Wisconsin.....	5	147	28	14	.815

†Ties computed as half won and half lost.

Winningest Coaches All-Time

(Minimum 10 years as a Division I head coach; includes all victories as coach at a four-year institution.)

BY PERCENTAGE

Rank	Coach (Colleges Coached, Tenure)	Yrs.	W	L	T	Pct.†
1.	Russ McCurdy (New Hampshire 1978-92).....	15	264	36	10	.868
2.	Don MacLeod (Northeastern 1982-92).....	11	210	60	6	.772
3.	Laura Halldorson (Colby 1990-96; Minnesota 1998-07).....	17	337	142	31	.691
4.	Karen Kay (New Hampshire 1993-02).....	10	215	90	25	.689
5.	*Katey Stone (Harvard 1995-07).....	13	268	124	19	.675
6.	*Digit Murphy (Brown 1990-07).....	18	301	160	43	.640
7.	George Crowe (Dartmouth 1987-98).....	12	196	107	20	.638
8.	John Marchetti (Providence 1981-94; Yale 1998-02).....	19	292	173	26	.621
9.	Bill Duthie (Cornell 1973-84).....	12	135	85	5	.611
10.	John Dooley (Harvard 1982-94).....	13	162	115	11	.582

*Active coach. †Ties computed as half won and half lost.

BY VICTORIES

Rank	Coach (Colleges Coached, Tenure)	Yrs.	W	L	T	Pct.†
1.	Laura Halldorson (Colby 1990-96; Minnesota 1998-07).....	17	337	142	31	.691
2.	*Digit Murphy (Brown 1990-07).....	18	301	160	43	.640
3.	John Marchetti (Providence 1981-94; Yale 1998-02).....	19	292	173	26	.621
4.	*Katey Stone (Harvard 1995-07).....	13	268	124	19	.675
5.	Russ McCurdy (New Hampshire 1978-92).....	15	264	36	10	.868
6.	*Heather Linstad (Northeastern 1993-00, Connecticut 2001-07).....	15	240	188	52	.554
7.	Karen Kay (New Hampshire 1993-02).....	10	215	90	25	.689
8.	Don MacLeod (Northeastern 1982-92).....	11	210	60	6	.772
9.	George Crowe (Dartmouth 1987-98).....	12	196	107	20	.638
10.	*Jackie Barto (Providence 1995-99; Ohio St. 2000-07).....	13	192	196	40	.495

*Active coach. †Ties computed as half won and half lost.

Division III Coaching Records

Winningest Active Coaches

(Minimum five years as a Division III head coach; includes all victories as coach at a four-year institution.)

BY PERCENTAGE

Coach, Team	Yrs.	Won	Lost	Tied	Pct.†
1. Bill Mandigo, Middlebury.....	19	352	90	13	.788
2. Mike Carroll, Gust. Adolphus.....	8	172	48	11	.768
3. Kevin Gorg, St. Thomas (Minn.).....	9	142	76	12	.643
4. David Clausen, Utica.....	6	88	56	11	.603
5. Joe Cranston, Wis.-River Falls.....	8	113	80	15	.579
6. David Venditti, Colby.....	7	91	64	17	.578
7. Jill Pohntilla, Augsburg.....	12	160	122	23	.562
8. Phoebe Manchester, New England Col.....	5	60	65	6	.481
9. Shannon Bryant, Williams.....	7	68	90	10	.435
10. Donna Wright, Wesleyan (Conn.).....	12	105	159	24	.406

†Ties computed as half won and half lost.

BY VICTORIES

Coach, Team	Yrs.	Won	Lost	Tied	Pct.†
1. Bill Mandigo, Middlebury.....	19	352	90	13	.788
2. Mike Carroll, Gust. Adolphus.....	8	172	48	11	.768
3. Jill Pohntilla, Augsburg.....	12	160	122	23	.562
4. Kevin Gorg, St. Thomas (Minn.).....	9	142	76	12	.643
5. Joe Cranston, Wis.-River Falls.....	8	113	80	15	.579
6. Donna Wright, Wesleyan (Conn.).....	12	105	159	24	.406
7. David Venditti, Colby.....	7	91	64	17	.578
8. David Clausen, Utica.....	6	88	56	11	.603
9. Shannon Bryant, Williams.....	7	68	90	10	.435
10. Mike Collins, Wis.-Eau Claire.....	7	63	100	16	.397

†Ties computed as half won and half lost.

Winningest Coaches All-Time

(Minimum 10 years as a head coach at an NCAA Division III school.)

BY PERCENTAGE

Rank	Coach (Colleges Coached, Tenure)	Yrs.	W	L	T	Pct.†
1.	*Bill Mandigo (Middlebury 1989-07).....	19	352	90	13	.788
2.	*Jill Pohntilla (Augsburg 1996-07).....	12	160	122	23	.562
3.	*Donna Wright (Wesleyan [Conn.] 1996-07).....	12	105	159	24	.406

*Active coach. †Ties computed as half won and half lost.

BY VICTORIES

Rank	Coach (Colleges Coached, Tenure)	Yrs.	W	L	T	Pct.†
1.	*Bill Mandigo (Middlebury 1989-07).....	19	352	90	13	.788
2.	*Jill Pohntilla (Augsburg 1996-07).....	12	160	122	23	.562
3.	*Donna Wright (Wesleyan [Conn.] 1996-07).....	12	105	159	24	.406

*Active coach. †Ties computed as half won and half lost.

2007 Women's Statistical Leaders

Division I Individual Leaders.....	156
Division I Team Leaders.....	158
Division III Individual Leaders.....	159
Division III Team Leaders.....	161



2007 Division I Individual Leaders

Points Per Game

Rank, Player, Team	Cl.	Games	Goals	Asst.	Pts.	Avg.
1. Julie Chu, Harvard	Sr.	30	18	48	66	2.20
2. Meghan Agosta, Mercyhurst	Fr.	35	38	36	74	2.11
3. Sarah Vaillancourt, Harvard	So.	29	30	26	56	1.93
4. Sabrina Harbec, St. Lawrence	Jr.	38	26	44	70	1.84
5. Sara Bauer, Wisconsin	Sr.	41	24	48	72	1.76
6. Sarah Parsons, Dartmouth	Fr.	32	14	36	50	1.56
7. Valerie Chouinard, Mercyhurst	So.	35	28	26	54	1.54
8. Kelli Stack, Boston College	Fr.	36	17	37	54	1.50
9. Gillian Apps, Dartmouth	Sr.	31	30	16	46	1.48
10. Katie Weatherston, Dartmouth	Sr.	26	23	14	37	1.42
11. Sam Faber, New Hampshire	So.	33	17	29	46	1.39
12. Crysti Howser, Yale	So.	27	22	15	37	1.37
13. Noemie Marin, Minn. Duluth	Sr.	39	24	29	53	1.36
14. Melissa Boal, Wayne St. (Mich.)	So.	34	29	17	46	1.35
15. Meghan Duggan, Wisconsin	Fr.	39	26	26	52	1.33
16. Allie Thunstrom, Boston College	Fr.	36	30	17	47	1.31
17. Julia Colizza, Mercyhurst	Sr.	37	13	35	48	1.30
Erin Keys, Ohio St.	Jr.	37	22	26	48	1.30
19. Gina Arnone, Sacred Heart	So.	28	23	13	36	1.29
20. Chelsea Grills, St. Lawrence	Sr.	35	16	28	44	1.26

Goals Per Game

Rank, Player, Team	Cl.	Games	Goals	Avg.
1. Meghan Agosta, Mercyhurst	Fr.	35	38	1.09
2. Sarah Vaillancourt, Harvard	So.	29	30	1.03
3. Gillian Apps, Dartmouth	Sr.	31	30	0.97
4. Katie Weatherston, Dartmouth	Sr.	26	23	0.88
5. Melissa Boal, Wayne St. (Mich.)	So.	34	29	0.85
6. Allie Thunstrom, Boston College	Fr.	36	30	0.83
7. Gina Arnone, Sacred Heart	So.	28	23	0.82
8. Crysti Howser, Yale	So.	27	22	0.81
9. Valerie Chouinard, Mercyhurst	So.	35	28	0.80
10. Carson Duggan, St. Lawrence	So.	40	30	0.75
11. Jinelle Zaugg, Wisconsin	Jr.	41	29	0.7073
12. Meghan Fardelmann, Boston College	So.	34	24	0.7059
13. Jenny Brine, Harvard	So.	33	23	0.70
14. Sabrina Harbec, St. Lawrence	Jr.	38	26	0.6842
15. Jennifer Hitchcock, New Hampshire	Jr.	37	25	0.6757
16. Meghan Duggan, Wisconsin	Fr.	39	26	0.67
17. Genevieve Lavoie, Clarkson	Fr.	36	23	0.64
18. Noemie Marin, Minn. Duluth	Sr.	39	24	0.62
19. Jessica Koizumi, Minn. Duluth	Sr.	36	22	0.61
20. Julie Chu, Harvard	Sr.	30	18	0.60

Assists Per Game

Rank, Player, Team	Cl.	Games	Assists	Avg.
1. Julie Chu, Harvard	Sr.	30	48	1.60
2. Sara Bauer, Wisconsin	Sr.	41	48	1.17
3. Sabrina Harbec, St. Lawrence	Jr.	38	44	1.16
4. Sarah Parsons, Dartmouth	Fr.	32	36	1.13
5. Meghan Agosta, Mercyhurst	Fr.	35	36	1.03
6. Kelli Stack, Boston College	Fr.	36	37	1.03
7. Julia Colizza, Mercyhurst	Sr.	37	35	0.95
8. Meaghan Mikkelsen, Wisconsin	Sr.	41	38	0.93
9. Sarah Vaillancourt, Harvard	So.	29	26	0.90
10. Sam Faber, New Hampshire	So.	33	29	0.88
11. Lindsay DiPietro, Wayne St. (Mich.)	So.	34	28	0.82
12. Chelsea Grills, St. Lawrence	Sr.	35	28	0.80
13. Melissa Anderson, Boston U.	Fr.	28	22	0.79
14. Amber Bowman, Ohio St.	Sr.	37	29	0.78
15. Noemie Marin, Minn. Duluth	Sr.	39	29	0.74
16. Valerie Chouinard, Mercyhurst	So.	35	26	0.74
17. Saara Tuominen, Minn. Duluth	Fr.	39	28	0.72
18. Erin Keys, Ohio St.	Jr.	37	26	0.70
19. Andrea Hunter, Brown	Fr.	29	20	0.69
20. Erika Lawler, Wisconsin	So.	41	28	0.68

Power-Play Goals

Rank, Player, Team	Cl.	Games	PPG
1. Valerie Chouinard, Mercyhurst	So.	35	17
2. Meghan Agosta, Mercyhurst	Fr.	35	16
Jenny Brine, Harvard	So.	33	16
4. Jennifer Hitchcock, New Hampshire	Jr.	37	15
5. Sarah Vaillancourt, Harvard	So.	29	14
6. Katie Weatherston, Dartmouth	Sr.	26	13
7. Melissa Boal, Wayne St. (Mich.)	So.	34	12
Erin Keys, Ohio St.	Jr.	37	12
Mari Pehkonen, Providence	Fr.	34	12
10. Genevieve Lavoie, Clarkson	Fr.	36	11
11. Jaclyn Hawkins, Connecticut	Jr.	35	10
Gigi Marvin, Minnesota	So.	35	10
Jinelle Zaugg, Wisconsin	Jr.	41	10
14. Kacey Bellamy, New Hampshire	So.	36	9
Jessica Koizumi, Minn. Duluth	Sr.	36	9
Noemie Marin, Minn. Duluth	Sr.	39	9

Short-Handed Goals

Rank, Player, Team	Cl.	Games	SHG
1. Meghan Agosta, Mercyhurst	Fr.	35	6
Allie Thunstrom, Boston College	Fr.	36	6
3. Meghan Fardelmann, Boston College	So.	34	4
Bobbi Ross, Minnesota	Jr.	34	4
5. Sara Bauer, Wisconsin	Sr.	41	3
Sabrina Harbec, St. Lawrence	Jr.	38	3
Holly Roberts, St. Cloud St.	Fr.	37	3
Amanda Stohr, Minn. St. Mankato	Jr.	31	3
9. Christine Bailkowski, Clarkson	Sr.	36	2
Melissa Boal, Wayne St. (Mich.)	So.	34	2
Valerie Chouinard, Mercyhurst	So.	35	2
Crystal Connors, St. Lawrence	Sr.	40	2
Leah Craig, New Hampshire	Jr.	37	2
Karine Demeule, Minn. Duluth	Jr.	39	2
Maggie Fisher, Minn. St. Mankato	So.	36	2
Jody Heywood, Ohio St.	Jr.	37	2
Crysti Howser, Yale	So.	27	2
Sam Hunt, Colgate	So.	34	2
Leslie Hurlburt, Connecticut	Sr.	35	2
Ashley Jaffray, Quinnipiac	Sr.	34	2
Angie Keseley, Wisconsin	So.	40	2
Lindsay Macy, Minn. St. Mankato	Fr.	35	2
Anna McDonald, Boston College	Fr.	31	2
Kelly Paton, New Hampshire	Fr.	37	2
Suzy Pocock, Union (N.Y.)	So.	30	2
Britney Selina, Clarkson	Fr.	35	2
Katie Weatherston, Dartmouth	Sr.	26	2
Jinelle Zaugg, Wisconsin	Jr.	41	2

Game-Winning Goals

Rank, Player, Team	Cl.	Games	GWG
1. Meghan Agosta, Mercyhurst	Fr.	35	11
2. Gillian Apps, Dartmouth	Sr.	31	8
Jenny Brine, Harvard	So.	33	8
Bobbi Ross, Minnesota	Jr.	34	8
Jinelle Zaugg, Wisconsin	Jr.	41	8
6. Chelsea Grills, St. Lawrence	Sr.	35	7
7. Sara Bauer, Wisconsin	Sr.	41	6
Jessica Koizumi, Minn. Duluth	Sr.	36	6
Gigi Marvin, Minnesota	So.	35	6
Meaghan Mikkelsen, Wisconsin	Sr.	41	6
Erin Seman, Boston U.	So.	32	6
12. Stefanie Bourbeau, Mercyhurst	Sr.	37	5
Alison Domenico, St. Lawrence	So.	40	5
Meghan Fardelmann, Boston College	So.	34	5
Maggie Fisher, Minn. St. Mankato	So.	36	5
Genevieve Lavoie, Clarkson	Fr.	36	5

Goals-Against Average

Rank, Player, Team	Cl.	Goalie Mins.	GA	GA Avg.
1. Jessie Vetter, Wisconsin.....	So.	1,511	21	0.83
2. Christine Dufour, Wisconsin.....	Sr.	1,026	15	0.88
3. Brittany Martin, Harvard.....	So.	1,396	32	1.38
4. Laura Hosier, Mercyhurst.....	Sr.	1,857	47	1.52
5. Stephanie Hansen, Clarkson.....	Sr.	826	22	1.60
6. Kim Martin, Minn. Duluth.....	Fr.	1,191	32	1.61
7. Melissa Bourdon, New Hampshire.....	Sr.	1,784	48	1.61
8. Carli Clemis, Dartmouth.....	So.	1,794	51	1.71
9. Riitta Schaublin, Minn. Duluth.....	Sr.	1,162	34	1.76
10. Molly Schaus, Boston College.....	Fr.	2,016	64	1.90
11. Elayna Hamashuk, Colgate.....	So.	799	27	2.03
12. Kristen Young, Princeton.....	So.	1,221	42	2.06
13. Melissa Haber, Boston U.....	Fr.	879	31	2.12
14. Brittany Parisi, Princeton.....	Fr.	650	23	2.12
15. Erika Vanderveer, Ohio St.....	Sr.	1,863	68	2.19
16. Brittony Chartier, Minnesota.....	So.	1,015	38	2.2463
17. Meaghan Guckian, St. Lawrence.....	Jr.	2,110	79	2.2464
18. Kira Hurley, Clarkson.....	Sr.	1,327	50	2.26
19. Brook Wheeler, Colgate.....	Sr.	1,242	47	2.27
20. Jana Bugden, Providence.....	Fr.	1,367	53	2.33

Save Percentage

Rank, Player, Team	Cl.	GA	Saves	Pct.
1. Christine Dufour, Wisconsin.....	Sr.	15	316	.955
2. Jessie Vetter, Wisconsin.....	So.	21	423	.953
3. Brittany Martin, Harvard.....	So.	32	536	.944
4. Kim Martin, Minn. Duluth.....	Fr.	32	507	.941
5. Molly Schaus, Boston College.....	Fr.	64	866	.931
6. Riitta Schaublin, Minn. Duluth.....	Sr.	34	455	.930
7. Elayna Hamashuk, Colgate.....	So.	27	342	.927
8. Brittony Chartier, Connecticut.....	So.	80	968	.924
9. Carli Clemis, Dartmouth.....	So.	51	597	.92130
10. Laura Hosier, Mercyhurst.....	Sr.	47	548	.92101
11. Brittni Kehler, Minn. St. Mankato.....	Jr.	94	1,083	.92014
12. Brook Wheeler, Colgate.....	Sr.	47	541	.92007
13. Jana Bugden, Providence.....	Fr.	53	610	.92006
14. Erika Vanderveer, Ohio St.....	Sr.	68	780	.91981
15. Kristen Young, Princeton.....	So.	42	480	.91954
16. Stephanie Hansen, Clarkson.....	Sr.	22	244	.91729
17. Allison Rutledge, Niagara.....	Sr.	92	1,019	.91719
18. Allyse Wilcox, Boston U.....	So.	48	520	.915
19. Danielle Ciarletta, Providence.....	Fr.	29	301	.912
20. Melissa Haber, Boston U.....	Fr.	31	312	.910

Goalie Winning Percentage

Rank, Player, Team	Cl.	W-L-T	Pct.†
1. Christine Dufour, Wisconsin.....	Sr.	16-0-1	.971
2. Laura Hosier, Mercyhurst.....	Sr.	27-2-2	.903
3. Jessie Vetter, Wisconsin.....	So.	20-1-3	.896
4. Melissa Bourdon, New Hampshire.....	Sr.	22-4-4	.800
Carli Clemis, Dartmouth.....	So.	23-5-2	.800
6. Stephanie Hansen, Clarkson.....	Sr.	11-3-0	.786
7. Brittany Martin, Harvard.....	So.	15-5-1	.738
8. Riitta Schaublin, Minn. Duluth.....	Sr.	13-4-2	.737
9. Meaghan Guckian, St. Lawrence.....	Jr.	24-8-3	.729
10. Melissa Haber, Boston U.....	Fr.	9-3-2	.714
11. Brittony Chartier, Minnesota.....	So.	12-5-1	.694
12. Kristen Young, Princeton.....	So.	11-5-3	.658
13. Molly Schaus, Boston College.....	Fr.	20-10-2	.656
14. Erika Vanderveer, Ohio St.....	Sr.	18-10-3	.629
15. Kim Hanlon, Minnesota.....	So.	11-7-0	.611
16. Kim Martin, Minn. Duluth.....	Fr.	11-7-2	.600
17. Elayna Hamashuk, Colgate.....	So.	7-5-1	.577
18. Brittony Chartier, Connecticut.....	So.	17-14-3	.544
19. Allyse Wilcox, Boston U.....	So.	10-9-1	.525
20. Brittni Kehler, Minn. St. Mankato.....	Jr.	16-15-2	.515

†Ties computed as half won and half lost.

2007 Division I Team Leaders

(*Team was reclassifying to Division I in 2007)

Scoring Offense

Rank, Team	Games	Goals	Avg.
1. Dartmouth.....	34	146	4.29
2. Harvard.....	33	138	4.18
3. Mercyhurst.....	37	154	4.16
4. St. Lawrence.....	40	166	4.15
5. Wisconsin.....	41	166	4.05
6. New Hampshire.....	37	149	4.03
7. Boston College.....	36	143	3.97
8. Minn. Duluth.....	39	128	3.28
9. Minnesota.....	36	115	3.19
10. Yale.....	31	96	3.10
11. Ohio St.....	37	112	3.03
12. Minn. St. Mankato.....	36	108	3.00
13. Wayne St. (Mich.).....	34	96	2.82
14. Boston U.....	34	93	2.74
15. St. Cloud St.....	37	99	2.68
16. Clarkson.....	36	96	2.67
Providence.....	36	96	2.67
18. Maine.....	31	82	2.65
19. Sacred Heart.....	28	71	2.54
20. Colgate.....	34	86	2.53
* Rensselaer.....	35	91	2.60

Scoring Defense

Rank, Team	Games	GA	Avg.
1. Wisconsin.....	41	36	0.88
2. New Hampshire.....	37	56	1.51
3. Harvard.....	33	50	1.52
4. Mercyhurst.....	37	58	1.57
5. Dartmouth.....	34	55	1.62
6. Minn. Duluth.....	39	66	1.69
7. Boston College.....	36	69	1.92
8. Clarkson.....	36	74	2.06
9. Princeton.....	31	65	2.10
10. St. Lawrence.....	40	86	2.15
11. Colgate.....	34	74	2.18
12. Ohio St.....	37	85	2.30
13. Minnesota.....	36	83	2.31
14. Boston U.....	34	79	2.32
15. Providence.....	36	84	2.33
16. Connecticut.....	35	82	2.34
17. Yale.....	31	81	2.61
18. Niagara.....	35	95	2.71
19. Minn. St. Mankato.....	36	107	2.972
20. St. Cloud St.....	37	110	2.973
* Rensselaer.....	35	96	2.74

Scoring Margin Per Game

Rank, Team	Games	Goals	GA	Margin/Gm.
1. Wisconsin.....	41	166	36	3.17
2. Dartmouth.....	34	146	55	2.68
3. Harvard.....	33	138	50	2.67
4. Mercyhurst.....	37	154	58	2.59
5. New Hampshire.....	37	149	56	2.51
6. Boston College.....	36	143	69	2.06
7. St. Lawrence.....	40	166	86	2.00
8. Minn. Duluth.....	39	128	66	1.59
9. Minnesota.....	36	115	83	0.89
10. Ohio St.....	37	112	85	0.73
11. Clarkson.....	36	96	74	0.61
12. Yale.....	31	96	81	0.48
13. Boston U.....	34	93	79	0.41
14. Colgate.....	34	86	74	0.35
15. Providence.....	36	96	84	0.33
16. Minn. St. Mankato.....	36	108	107	0.03
17. St. Cloud St.....	37	99	110	-0.30
18. Niagara.....	35	76	95	-0.54
19. Wayne St. (Mich.).....	34	96	115	-0.56
20. Maine.....	31	82	109	-0.87
* Rensselaer.....	35	91	96	-0.14

Winning Percentage

Rank, Team	Won	Lost	Tied	Pct.†
1. Wisconsin.....	36	1	4	.927
2. Mercyhurst.....	32	2	3	.905
3. North Dakota.....	31	3	2	.889
4. New Hampshire.....	28	4	5	.82432
5. Dartmouth.....	27	5	2	.82353
6. St. Lawrence.....	29	8	3	.763
7. Harvard.....	23	8	2	.727
8. Boston College.....	24	10	2	.694
9. Minn. Duluth.....	24	11	4	.667
10. Minnesota.....	23	12	1	.653
11. Boston U.....	19	12	3	.603
12. Ohio St.....	20	13	4	.595
13. Princeton.....	16	12	3	.565
14. Clarkson.....	18	15	3	.542
15. Colgate.....	17	15	2	.52941
16. Connecticut.....	17	15	3	.52857
17. Yale.....	15	14	2	.516
18. Providence.....	16	16	4	.500
19. Minn. St. Mankato.....	16	18	2	.472
20. Wayne St. (Mich.).....	15	18	1	.456

†Ties computed as half won and half lost.

Power-Play Percentage

Rank, Team	PPG	PPA	Pct.
1. Dartmouth.....	55	204	.270
2. Harvard.....	59	220	.268
3. Wisconsin.....	50	187	.267
4. St. Lawrence.....	55	225	.244
5. Mercyhurst.....	60	255	.235
6. Minnesota.....	43	185	.232
7. New Hampshire.....	44	197	.223
8. Ohio St.....	40	192	.208
9. Boston College.....	36	178	.202
10. Wayne St. (Mich.).....	35	181	.193
11. Connecticut.....	33	174	.190
12. Minn. St. Mankato.....	35	195	.179
Minn. Duluth.....	42	234	.179
14. Clarkson.....	40	226	.17699
15. Yale.....	23	130	.17692
16. Providence.....	42	239	.176
17. St. Cloud St.....	33	209	.158
18. Sacred Heart.....	22	140	.157
19. Maine.....	29	187	.155
20. Boston U.....	30	205	.146

Penalty-Kill Percentage

Rank, Team	Opp. PPG	Opp. PP Att.	Pct.
1. Wisconsin.....	12	159	.925
2. New Hampshire.....	18	170	.894
3. Dartmouth.....	17	160	.894
Harvard.....	17	160	.894
5. Mercyhurst.....	28	249	.888
6. Providence.....	29	246	.882
7. St. Lawrence.....	26	212	.87736
8. Boston U.....	23	187	.87701
9. Clarkson.....	19	149	.872
10. Boston College.....	26	200	.870
11. Minn. Duluth.....	29	216	.866
12. Minnesota.....	26	191	.864
13. Bemidji St.....	34	221	.846
14. Robert Morris.....	30	194	.845
15. Niagara.....	34	215	.842
16. Ohio St.....	36	224	.839
17. Colgate.....	37	215	.828
18. Connecticut.....	31	164	.811
19. Yale.....	34	174	.805
20. St. Cloud St.....	43	219	.804
* Rensselaer.....	28	170	.835

2007 Division III Individual Leaders

Points Per Game

Rank	Player, Team	Cl.	Games	Goals	Asst.	Pts.	Avg.
1.	Danielle Nagymarosi, Rochester Inst.	So.	26	32	29	61	2.35
2.	Deana Wiegand, Utica	Sr.	26	19	30	49	1.88
3.	Isabelle Richard, Rochester Inst.	Jr.	28	21	31	52	1.86
4.	Stephanie Price, Utica	Sr.	26	22	24	46	1.77
5.	Danielle Blanchard, Plattsburgh St.	So.	29	24	27	51	1.76
6.	Kayla Coady, Elmira	So.	27	20	27	47	1.74
7.	Abby Kurtz-Phelan, Middlebury	Jr.	23	16	23	39	1.70
8.	Melissa Belmonte, Mass.-Boston	Sr.	27	21	23	44	1.63
9.	Maegan Geypens, Rochester Inst.	So.	26	16	25	41	1.58
10.	Stephanie Couzin, Holy Cross	Fr.	27	24	18	42	1.56
11.	Lindsay Boeser, St. Olaf	Jr.	26	20	19	39	1.50
12.	Susannah Brokl, St. Olaf	Jr.	26	13	25	38	1.46
13.	Andrea Ciarletta, Mass.-Boston	Sr.	27	22	16	38	1.41
14.	Erin Kegley, Wis.-Superior	Sr.	27	19	18	37	1.37
15.	Andrea Peterson, Gust. Adolphus	Sr.	28	11	26	37	1.32
16.	Meghan Gillis, Bowdoin	Sr.	25	14	19	33	1.32
17.	Laurie Bowler, Plattsburgh St.	Fr.	29	22	16	38	1.31
18.	Lindsay McNamara, Bowdoin	So.	24	24	7	31	1.29
19.	Stacey McConnell, Rochester Inst.	Sr.	28	11	25	36	1.29
20.	Tarasai Karega, Amherst	So.	29	20	17	37	1.28

Goals Per Game

Rank	Player, Team	Cl.	Games	Goals	Avg.
1.	Danielle Nagymarosi, Rochester Inst.	So.	26	32	1.23
2.	Lindsay McNamara, Bowdoin	So.	24	24	1.00
3.	Tiffany Magnuson, Augsburg	So.	25	23	0.92
4.	Stephanie Couzin, Holy Cross	Fr.	27	24	0.89
5.	Stephanie Price, Utica	Sr.	26	22	0.85
6.	Danielle Blanchard, Plattsburgh St.	So.	29	24	0.83
7.	Andrea Ciarletta, Mass.-Boston	Sr.	27	22	0.81
8.	Melissa Belmonte, Mass.-Boston	Sr.	27	21	0.78
	Liz Ross, New England Col.	Jr.	27	21	0.78
10.	Lindsay Boeser, St. Olaf	Jr.	26	20	0.77
11.	Laurie Bowler, Plattsburgh St.	Fr.	29	22	0.76
12.	Isabelle Richard, Rochester Inst.	Jr.	28	21	0.75
13.	Kayla Coady, Elmira	So.	27	20	0.74
	Sara Mickelson, Hamline	Jr.	27	20	0.74
15.	Deana Wiegand, Utica	Sr.	26	19	0.73
16.	Erin Kegley, Wis.-Superior	Sr.	27	19	0.7037
17.	Abby Kurtz-Phelan, Middlebury	Sr.	23	16	0.6957
18.	Tarasai Karega, Amherst	So.	29	20	0.69
19.	Carly Fitzsimmons, Neumann	So.	24	16	0.67
20.	Laura Wilson, Lake Forest	Jr.	23	15	0.65

Assists Per Game

Rank	Player, Team	Cl.	Games	Assists	Avg.
1.	Deana Wiegand, Utica	Sr.	26	30	1.15
2.	Danielle Nagymarosi, Rochester Inst.	So.	26	29	1.12
3.	Isabelle Richard, Rochester Inst.	Jr.	28	31	1.11
4.	Kayla Coady, Elmira	So.	27	27	1.00
	Abby Kurtz-Phelan, Middlebury	Sr.	23	23	1.00
6.	Susannah Brokl, St. Olaf	Jr.	26	25	0.96
	Maegan Geypens, Rochester Inst.	So.	26	25	0.96
8.	Danielle Blanchard, Plattsburgh St.	So.	29	27	0.9310
9.	Andrea Peterson, Gust. Adolphus	Sr.	28	26	0.9286
10.	Stephanie Price, Utica	Sr.	26	24	0.92
11.	Stacey McConnell, Rochester Inst.	Sr.	28	25	0.89
12.	Melissa Belmonte, Mass.-Boston	Sr.	27	23	0.85
	Margaret Dorer, Gust. Adolphus	Jr.	27	23	0.85
14.	Shannon Tarrant, Middlebury	Sr.	27	21	0.78
15.	Meghan Gillis, Bowdoin	Sr.	25	19	0.7600
16.	Claire O'Connor, Plattsburgh St.	So.	29	22	0.7586
17.	Erica Van Degraff, Holy Cross	Fr.	27	20	0.74
18.	Lindsay Boeser, St. Olaf	Jr.	26	19	0.73
	Jenna McCall, Elmira	Fr.	26	19	0.73
20.	Julie Devereux, Plattsburgh St.	Jr.	29	21	0.72

Power-Play Goals

Rank	Player, Team	Cl.	Games	PPG
1.	Maegan Geypens, Rochester Inst.	So.	26	10
	Sara Mickelson, Hamline	Jr.	27	10
3.	Stephanie Couzin, Holy Cross	Fr.	27	9
	Stefanie McLean, Elmira	Sr.	24	9
	Stephanie Price, Utica	Sr.	26	9
6.	Danielle Blanchard, Plattsburgh St.	So.	29	8
	Kayla Coady, Elmira	So.	27	8
	Kelly Crandall, Gust. Adolphus	Sr.	28	8
	Carly Fitzsimmons, Neumann	So.	24	8
	Tarasai Karega, Amherst	So.	29	8
	Erin Kegley, Wis.-Superior	Sr.	27	8
	Andrea Peterson, Gust. Adolphus	Sr.	28	8
13.	Melissa Belmonte, Mass.-Boston	Sr.	27	7
	Andrea Ciarletta, Mass.-Boston	Sr.	27	7
	Margaret Dorer, Gust. Adolphus	Jr.	27	7
	Meghan Gillis, Bowdoin	Sr.	25	7
	Abby Kurtz-Phelan, Middlebury	Sr.	23	7
	Jessica Moreau, Plattsburgh St.	Sr.	24	7
	Liz Ross, New England Col.	Jr.	27	7
	Stefanie Schmitz, Wis.-River Falls	Fr.	27	7
	Shannon Tarrant, Middlebury	Sr.	27	7
	Deana Wiegand, Utica	Sr.	26	7
	Laura Wilson, Lake Forest	Jr.	23	7
	Lisa Wilson, Holy Cross	Fr.	26	7
	Ashley Wood, Williams	Sr.	25	7

Short-Handed Goals

Rank	Player, Team	Cl.	Games	SHG
1.	Danielle Nagymarosi, Rochester Inst.	So.	26	7
2.	Danielle Blanchard, Plattsburgh St.	So.	29	5
	Susannah Brokl, St. Olaf	Jr.	26	5
	Nicole Grossmann, Wis.-Stevens Point	So.	29	5
5.	Courtney DeHoey, Lake Forest	Jr.	25	4
	Katy Lankey, Wis.-Stevens Point	Jr.	29	4
	Marie Omann, St. Thomas (Minn.)	Fr.	25	4
8.	Samantha May, Neumann	Jr.	24	3
	Stephanie Price, Utica	Sr.	26	3
	Liz Ross, New England Col.	Jr.	27	3

Game-Winning Goals

Rank	Player, Team	Cl.	Games	GWG
1.	Tarasai Karega, Amherst	So.	29	8
2.	Danielle Nagymarosi, Rochester Inst.	So.	26	7
3.	Shannon Sylvester, Middlebury	Sr.	29	6
4.	Andrea Ciarletta, Mass.-Boston	Sr.	27	5
	Kelly Crandall, Gust. Adolphus	Sr.	28	5
	Beth Dittrich, Wis.-Eau Claire	Fr.	21	5
	Nicole Grossmann, Wis.-Stevens Point	So.	29	5
	Abby Kurtz-Phelan, Middlebury	Sr.	23	5
	Sara Mickelson, Hamline	Jr.	27	5
	Claire O'Connor, Plattsburgh St.	So.	29	5
	Stephanie Price, Utica	Sr.	26	5
	Samantha Rush, Holy Cross	Jr.	27	5
	Lauren Tomford, Hamilton	Fr.	26	5
14.	Laura Anning, Colby	So.	25	4
	Alex Blackwell, Manhattanville	So.	26	4
	Danielle Blanchard, Plattsburgh St.	So.	29	4
	Caitlin Campbell, Salve Regina	So.	23	4
	Kate Dennett, Amherst	Fr.	30	4
	Erin Kegley, Wis.-Superior	Sr.	27	4
	Brianne Mosher, Wis.-Superior	Fr.	25	4
	Andrea Peterson, Gust. Adolphus	Sr.	28	4
	Isabelle Richard, Rochester Inst.	Jr.	28	4
	Sarah Tracey, New England Col.	So.	27	4
	Deana Wiegand, Utica	Sr.	26	4
	Laura Wilson, Lake Forest	Jr.	23	4

Goals-Against Average

Rank, Player, Team	Cl.	Goalie Mins.	GA	GA Avg.
1. Nicki Werner, Rochester Inst.	Sr.	604	9	0.89
2. Angie Todd, Middlebury	Jr.	706	13	1.10
3. Sarah Mills, St. Olaf	Fr.	843	16	1.14
4. Sarah Windhorst, Gust. Adolphus	Fr.	628	13	1.24
5. Melissa Kunzelman, Wis.-Superior	Fr.	807	18	1.34
6. Bree Doyle, Plattsburgh St.	Sr.	1,364	31	1.36
7. Krystyn Elek, Amherst	Fr.	1,394	38	1.6356
8. Lani Wright, Middlebury	Fr.	1,027	28	1.6358
9. Rikki Nespor, Wis.-Superior	So.	849	26	1.84
10. Amber Lindner, Wis.-River Falls	Sr.	1,444	45	1.87
11. Allison Cubberley, Elmira	So.	821	26	1.90
12. Cara McGurry, Elmira	Jr.	794	26	1.96
13. Amy Statz, Wis.-Stevens Point	Sr.	1,433	47	1.97
14. Karen Quigley, Rochester Inst.	Fr.	901	30	2.00
15. Sally Bevis, Lake Forest	Sr.	805	27	2.01
16. Karine Turmel, Manhattanville	So.	1,084	37	2.05
17. Danielle Giancola, New England Col.	So.	755	26	2.07
18. Sara Christopher, Connecticut Col.	Fr.	631	22	2.09
19. Ryann McCarthy, Lake Forest	Fr.	734	27	2.21
20. Stephanie Yates, Utica	Sr.	999	37	2.22

Save Percentage

Rank, Player, Team	Cl.	GA	Saves	Pct.
1. Nicki Werner, Rochester Inst.	Sr.	9	211	.959
2. Sally Bevis, Lake Forest	Sr.	27	421	.940
3. Krystyn Elek, Amherst	Fr.	38	589	.939
4. Sara Christopher, Connecticut Col.	Fr.	22	330	.938
Melissa Kunzelman, Wis.-Superior	Fr.	18	270	.938
6. Angie Todd, Middlebury	Jr.	13	190	.936
7. Ryann McCarthy, Lake Forest	Fr.	27	382	.93399
8. Bree Doyle, Plattsburgh St.	Sr.	31	438	.93390
9. Sarah Mills, St. Olaf	Fr.	16	225	.93361

Rank, Player, Team	Cl.	GA	Saves	Pct.
10. Amber Lindner, Wis.-River Falls	Sr.	45	576	.928
11. Karine Turmel, Manhattanville	So.	37	473	.927
12. Beth Spurrier, Bethel (Minn.)	So.	60	751	.926
13. Sarah Windhorst, Gust. Adolphus	Fr.	13	159	.92442
14. Shannon Annesetti, Buffalo St.	Jr.	25	304	.92401
15. Danielle Giancola, New England Col.	So.	26	310	.923
16. Maddie Haroldson, Concordia-M'head	Fr.	29	345	.92246
17. Rikki Nespor, Wis.-Superior	So.	26	307	.92192
18. Allison Cubberley, Elmira	So.	26	290	.918
19. Lani Wright, Middlebury	Fr.	28	310	.917
20. Rachel Stemerman, Wesleyan (Conn.)	So.	56	612	.916

Goalie Winning Percentage

Rank, Player, Team	Cl.	W-L-T	Pct.†
1. Sarah Windhorst, Gust. Adolphus	Fr.	10-0-0	1.000
2. Bree Doyle, Plattsburgh St.	Sr.	21-0-2	.957
3. Nicki Werner, Rochester Inst.	Sr.	8-1-1	.850
4. Angie Todd, Middlebury	Jr.	9-1-2	.833
5. Lani Wright, Middlebury	Fr.	13-3-0	.813
6. Allison Cubberley, Elmira	So.	11-3-0	.786
Rikki Nespor, Wis.-Superior	So.	10-2-2	.786
8. Karen Quigley, Rochester Inst.	Fr.	11-3-1	.767
9. Cara McGurry, Elmira	Jr.	8-2-3	.731
10. Amy Statz, Wis.-Stevens Point	Sr.	17-6-2	.720
11. Danielle Giancola, New England Col.	So.	8-3-1	.708
Ryann McCarthy, Lake Forest	Fr.	7-2-3	.708
13. Krystyn Elek, Amherst	Fr.	15-6-3	.688
14. Samantha Schwager, Bowdoin	Fr.	9-4-2	.667
15. Melissa Kunzelman, Wis.-Superior	Fr.	8-4-1	.654
16. Crystal Testolin, Hamline	So.	12-6-2	.650
17. Karine Turmel, Manhattanville	So.	11-6-1	.639
18. Stephanie Yates, Utica	Sr.	9-5-3	.618
19. Mikaela Jobman, Wis.-Eau Claire	Fr.	8-5-0	.615
20. Casey McCullion, Holy Cross	Sr.	10-6-2	.611

†Ties computed as half won and half lost.

2007 Division III Team Leaders

Scoring Offense

Rank, Team	Games	Goals	Avg.
1. Plattsburgh St.....	29	146	5.03
2. Gust. Adolphus.....	28	134	4.79
3. Utica.....	26	121	4.65
4. Rochester Inst.....	28	127	4.54
5. Elmira.....	27	114	4.22
6. Holy Cross.....	27	110	4.07
7. Middlebury.....	29	116	4.00
8. Bowdoin.....	26	100	3.85
9. Wis.-Stevens Point.....	29	110	3.79
10. Manhattanville.....	28	106	3.79
11. Hamline.....	27	102	3.78
12. St. Olaf.....	26	95	3.65
13. New England Col.....	27	95	3.52
14. Amherst.....	30	105	3.50
15. St. Thomas (Minn.).....	27	91	3.37
16. Williams.....	25	80	3.20
17. Wis.-Superior.....	27	83	3.07
18. Neumann.....	24	73	3.04
19. Wis.-River Falls.....	27	77	2.85
20. Lake Forest.....	25	67	2.68
Wis.-Eau Claire.....	25	67	2.68

Scoring Defense

Rank, Team	Games	GA	Avg.
1. Plattsburgh St.....	29	34	1.17
2. Gust. Adolphus.....	28	37	1.32
3. Middlebury.....	29	41	1.41
4. Rochester Inst.....	28	43	1.54
5. Wis.-Superior.....	27	44	1.63
6. Manhattanville.....	28	50	1.79
7. Elmira.....	27	52	1.926
8. Amherst.....	30	58	1.933
9. Wis.-Stevens Point.....	29	57	1.97
10. Wis.-River Falls.....	27	55	2.04
11. Utica.....	26	56	2.15
12. Lake Forest.....	25	54	2.16
13. Wis.-Eau Claire.....	25	60	2.40
14. Bowdoin.....	26	64	2.46
15. St. Thomas (Minn.).....	27	67	2.48
16. Concordia-M'head.....	22	59	2.68
17. Connecticut Col.....	23	62	2.70
18. Bethel (Minn.).....	23	63	2.739
19. New England Col.....	27	74	2.741
20. St. Mary's (Minn.).....	26	75	2.88

Scoring Margin Per Game

Rank, Team	Games	Goals	GA	Margin/Gm.
1. Plattsburgh St.....	29	146	34	3.86
2. Gust. Adolphus.....	28	134	37	3.46
3. Rochester Inst.....	28	127	43	3.00
4. Middlebury.....	29	116	41	2.59
5. Utica.....	26	121	56	2.50
6. Elmira.....	27	114	52	2.30
7. Manhattanville.....	28	106	50	2.00
8. Wis.-Stevens Point.....	29	110	55	1.90
9. Amherst.....	30	105	58	1.57
10. Wis.-Superior.....	27	83	44	1.44
11. Bowdoin.....	26	100	64	1.38
12. St. Thomas (Minn.).....	27	91	67	0.89
13. Holy Cross.....	27	110	87	0.85
14. Wis.-River Falls.....	27	77	55	0.81
15. Hamline.....	27	102	81	0.78
New England Col.....	27	95	74	0.78
17. St. Olaf.....	26	95	80	0.58
18. Lake Forest.....	25	67	54	0.52
19. Wis.-Eau Claire.....	25	67	60	0.28
20. Neumann.....	24	73	74	-0.04

Winning Percentage

Rank, Team	Won	Lost	Tied	Pct.†
1. Plattsburgh St.....	27	0	2	.966
2. Gust. Adolphus.....	25	3	0	.893
3. Middlebury.....	23	4	2	.828
4. Rochester Inst.....	22	4	2	.821
5. Utica.....	18	5	3	.750
6. Wis.-Stevens Point.....	20	7	2	.724
7. Wis.-Superior.....	18	6	3	.722
8. Amherst.....	20	7	3	.717
9. Manhattanville.....	19	8	1	.696
10. Bowdoin.....	17	7	2	.692
11. Hamline.....	15	9	3	.611
12. St. Olaf.....	15	10	1	.596
13. Holy Cross.....	15	10	2	.593
Wis.-River Falls.....	14	9	4	.593
15. Lake Forest.....	11	7	7	.580
16. Wis.-Eau Claire.....	13	10	2	.560
17. St. Thomas (Minn.).....	15	12	0	.556
18. Mass.-Boston.....	14	12	1	.537
19. New England Col.....	13	13	1	.500
20. Colby.....	9	11	5	.460

†Ties computed as half won and half lost.

Power-Play Percentage

Rank, Team	PPG	PPA	Pct.
1. Gust. Adolphus.....	50	187	.267
2. Utica.....	39	151	.258
3. Elmira.....	53	207	.256
4. Holy Cross.....	35	146	.240
5. Plattsburgh St.....	38	174	.218
6. Bowdoin.....	24	113	.212
7. St. Olaf.....	32	155	.206
8. Hamline.....	38	187	.203
9. Amherst.....	33	168	.196
10. Wis.-Superior.....	28	147	.190
11. St. Thomas (Minn.).....	27	153	.176
12. New England Col.....	29	167	.174
13. Wis.-Stevens Point.....	30	173	.173
14. Rochester Inst.....	36	214	.168
15. Lake Forest.....	26	156	.167
Wis.-Eau Claire.....	23	138	.167
17. Southern Me.....	22	136	.162
18. Finlandia.....	24	153	.157
19. Hamilton.....	24	159	.151
20. Wis.-River Falls.....	26	177	.147

Penalty-Kill Percentage

Rank, Team	Opp. PPG	Opp. PP Att.	Pct.
1. Elmira.....	12	200	.940
2. Gust. Adolphus.....	10	135	.926
3. Rochester Inst.....	15	192	.922
4. Manhattanville.....	16	194	.918
5. Plattsburgh St.....	13	150	.913
6. Lake Forest.....	18	195	.908
7. Wis.-Superior.....	15	158	.905
8. Utica.....	21	203	.897
9. New England Col.....	20	178	.888
10. Concordia-M'head.....	14	116	.879
11. Hamline.....	20	161	.876
12. Wis.-River Falls.....	20	150	.867
13. St. Thomas (Minn.).....	26	191	.864
14. Wis.-Eau Claire.....	15	107	.860
15. Connecticut Col.....	19	134	.858
16. Hamilton.....	26	173	.850
17. Holy Cross.....	25	165	.848
18. Amherst.....	21	132	.841
19. St. Olaf.....	20	125	.8400
20. Bowdoin.....	26	162	.8395

2007 Women's Conference Standings

Division I Conference Standings.....	164
Division III Conference Standings.....	164



2007 Division I Conference Standings

COLLEGE HOCKEY AMERICA

Team	Conference				Full Season			
	W	L	T	Pct.	W	L	T	Pct.
Mercyhurst*	11	0	1	.958	32	2	3	.905
Wayne St. (Mich.)	6	6	0	.500	15	18	1	.456
Niagara	5	6	1	.458	10	19	6	.371
Robert Morris	1	11	0	.083	11	22	2	.343

EASTERN COLLEGIATE ATHLETIC CONFERENCE

Team	Conference				Full Season			
	W	L	T	Pct.	W	L	T	Pct.
Dartmouth*	20	1	1	.932	27	5	2	.824
St. Lawrence	17	4	1	.795	29	8	3	.762
Harvard	17	4	1	.795	23	8	2	.727
Princeton	14	6	2	.682	16	12	3	.565
Colgate	14	7	1	.659	17	15	2	.529
Yale	10	10	2	.500	15	14	2	.516
Clarkson	10	10	2	.500	18	15	3	.542
Rensselaer	8	13	1	.386	12	22	1	.357
Brown	6	15	1	.295	10	17	2	.379
Quinnipiac	5	16	1	.250	8	24	2	.265
Cornell	4	17	1	.205	4	23	2	.172
Union (N.Y.)	0	22	0	.000	4	26	0	.133

HOCKEY EAST ASSOCIATION

Team	Conference				Full Season			
	W	L	T	Pct.	W	L	T	Pct.
New Hampshire*	18	1	2	.905	28	4	5	.824
Boston College	15	6	0	.714	24	10	2	.694
Providence	12	6	3	.643	16	16	4	.500
Connecticut	12	7	2	.619	17	15	3	.529
Boston U.	10	9	2	.524	19	12	3	.603
Maine	5	14	2	.286	10	19	2	.355

Team	Conference				Full Season			
	W	L	T	Pct.	W	L	T	Pct.
Northeastern	4	15	2	.238	5	26	2	.182
Vermont	1	19	1	.071	3	27	2	.125

IVY LEAGUE

Team	Conference				Full Season			
	W	L	T	Pct.	W	L	T	Pct.
Dartmouth	9	0	1	.950	27	5	2	.824
Harvard	8	1	1	.850	23	8	2	.727
Princeton	5	5	0	.500	16	12	3	.565
Yale	4	6	0	.400	15	14	2	.516
Brown	2	8	0	.200	10	17	2	.379
Cornell	1	9	0	.100	4	23	2	.172

WESTERN COLLEGIATE HOCKEY ASSOCIATION

Team	Conference				Full Season			
	W	L	T	Pct.	W	L	T	Pct.
Wisconsin*	23	1	4	.893	36	1	4	.927
Minn. Duluth	19	6	3	.732	24	11	4	.667
Minnesota	17	10	1	.625	23	12	1	.653
Ohio St.	13	11	4	.536	20	13	4	.595
Minn. St. Mankato	12	14	2	.464	16	17	2	.486
Bemidji St.	9	15	4	.393	11	20	5	.375
St. Cloud St.	7	16	5	.339	12	18	7	.419
North Dakota	0	27	1	.018	3	31	2	.111

INDEPENDENTS

Team	Full Season			
	W	L	T	Pct.
Sacred Heart	7	20	1	.268

*Won conference tournament or playoff.

2007 Division III Conference Standings

EASTERN COLLEGIATE ATHLETIC CONFERENCE WOMEN'S EAST

Team	Conference				Full Season			
	W	L	T	Pct.	W	L	T	Pct.
St. Anselm	18	1	0	.947	24	3	0	.889
Rochester Inst.	16	1	2	.895	22	4	2	.821
Manhattanville*	15	4	0	.789	19	8	1	.696
New England Col.	12	6	1	.658	13	13	1	.500
Holy Cross	11	7	1	.605	15	10	2	.593
Mass.-Boston	10	9	0	.526	14	12	1	.537
Southern Me.	6	13	0	.316	8	17	1	.327
Salve Regina	5	14	0	.263	7	17	1	.300
Castleton	2	17	0	.105	5	20	0	.200
St. Michael's	2	17	0	.105	4	22	0	.154
MIT	1	9	0	.100	5	14	0	.263

EASTERN COLLEGIATE ATHLETIC CONFERENCE WOMEN'S WEST

Team	Conference				Full Season			
	W	L	T	Pct.	W	L	T	Pct.
Plattsburgh St.*	12	0	2	.929	27	0	2	.966
Elmira	11	1	2	.857	19	5	3	.759
Utica	10	2	2	.786	18	5	3	.750
Neumann	8	6	0	.571	10	13	1	.438
Buffalo St.	5	9	0	.357	7	15	1	.326
Oswego St.	2	9	3	.250	7	12	3	.386
Cortland St.	2	10	2	.214	6	17	2	.280
Chatham	0	13	1	.036	0	18	1	.026

MINNESOTA INTERCOLLEGIATE ATHLETIC CONFERENCE

Team	Conference				Full Season			
	W	L	T	Pct.	W	L	T	Pct.
Gust. Adolphus*	17	1	0	.944	25	3	0	.893
St. Olaf	12	5	1	.694	15	10	1	.596
St. Thomas (Minn.)	12	6	0	.667	15	12	0	.556
Hamline	10	6	2	.611	15	9	3	.611
St. Mary's (Minn.)	9	7	2	.556	9	14	3	.404

Team	Conference				Full Season			
	W	L	T	Pct.	W	L	T	Pct.
Concordia-M'head	8	9	1	.472	9	11	2	.455
Augsburg	5	9	4	.389	8	12	5	.420
Bethel (Minn.)	5	10	3	.361	6	14	3	.326
St. Benedict	2	11	5	.250	2	17	5	.188
St. Catherine	0	16	2	.056	0	22	2	.042

NEW ENGLAND SMALL COLLEGE ATHLETIC CONFERENCE

Team	Conference				Full Season			
	W	L	T	Pct.	W	L	T	Pct.
Middlebury	14	0	2	.938	23	4	2	.828
Bowdoin	11	3	2	.750	17	7	2	.692
Amherst*	10	3	3	.719	20	7	3	.717
Hamilton	7	8	1	.469	10	14	2	.423
Colby	6	7	3	.469	9	11	5	.460
Williams	5	7	4	.438	8	13	4	.400
Trinity (Conn.)	4	12	0	.250	8	16	1	.340
Wesleyan (Conn.)	2	10	4	.250	4	16	4	.250
Connecticut Col.	2	11	3	.219	6	14	3	.326

NORTHERN COLLEGIATE HOCKEY ASSOCIATION

Team	Conference				Full Season			
	W	L	T	Pct.	W	L	T	Pct.
Wis.-Superior	9	3	3	.700	18	6	3	.722
Wis.-River Falls	9	4	2	.667	14	9	4	.593
Wis.-Stevens Point*	8	5	2	.600	20	7	2	.724
Lake Forest	5	4	6	.533	11	7	7	.580
Wis.-Eau Claire	6	7	2	.467	13	10	2	.560
Finlandia	0	14	1	.033	4	19	2	.200

INDEPENDENTS

Team	Full Season			
	W	L	T	Pct.
Plymouth St.	0	13	0	.000

*Won conference tournament or playoff.

Women's Attendance

2006-07 Division I Attendance Leaders	166
2006-07 Division III Attendance Leaders.....	166
Annual Home Attendance Leaders	167



2006-07 Division I Attendance Leaders

AVERAGE HOME ATTENDANCE

(Statistics are for schools that reported attendance for the 2006-07 season)

Rank, Team	Games	Total	Avg.
1. Wisconsin.....	21	28,607	1,362
2. Minnesota.....	18	23,548	1,308
3. Dartmouth.....	20	22,798	1,140
4. Mercyhurst.....	20	17,113	856
5. New Hampshire.....	21	17,710	843
6. Minn. Duluth.....	19	12,332	649
7. Harvard.....	17	10,635	626
8. Quinnipiac.....	17	9,601	565
9. St. Lawrence.....	17	8,822	519
10. Brown.....	15	6,983	466
11. Bemidji St.....	16	5,945	372
12. St. Cloud St.....	18	5,786	321
13. North Dakota.....	16	4,943	309
14. Ohio St.....	20	6,135	307
15. Niagara.....	12	3,490	291
16. Robert Morris.....	16	4,545	284
17. Boston U.....	15	4,215	281
18. Yale.....	16	4,423	276
19. Minn. St. Mankato.....	17	4,641	273
20. Rensselaer.....	16	4,259	266

TOTAL HOME ATTENDANCE

(Statistics are for schools that reported attendance for the 2006-07 season)

Rank, Team	Games	Total	Avg.
1. Wisconsin.....	21	28,607	1,362
2. Minnesota.....	18	23,548	1,308
3. Dartmouth.....	19	22,798	1,140
4. New Hampshire.....	21	17,710	843
5. Mercyhurst.....	20	17,113	856

Rank, Team	Games	Total	Avg.
6. Minn. Duluth.....	19	12,332	649
7. Harvard.....	17	10,635	626
8. Quinnipiac.....	17	9,601	565
9. St. Lawrence.....	17	8,822	519
10. Brown.....	15	6,983	466
11. Ohio St.....	20	6,135	307
12. Bemidji St.....	16	5,945	372
13. St. Cloud St.....	18	5,786	321
14. North Dakota.....	16	4,943	309
15. Minn. St. Mankato.....	17	4,641	273
16. Robert Morris.....	16	4,545	284
17. Yale.....	16	4,423	276
18. Connecticut.....	17	4,314	254
19. Rensselaer.....	16	4,259	266
20. Vermont.....	17	4,244	250

SINGLE-GAME ATTENDANCE HIGHS

No.	Visitor at Home Team	Date
5,125	Harvard at Wisconsin.....	March 10, 2007
3,423	St. Lawrence vs. Wisconsin (Frozen Four Semifinals, Lake Placid, N.Y.).....	March 16, 2007
3,355	Minn. Duluth vs. Wisconsin (Frozen Four Final, Lake Placid, N.Y.).....	March 18, 2007
3,251	Wisconsin at Minnesota.....	January 6, 2007
3,225	Boston College vs. Minn. Duluth (Frozen Four Semifinals, Lake Placid, N.Y.).....	March 16, 2007
2,556	Minn. St. Mankato at Wisconsin.....	January 27, 2007
2,344	Boston College at Dartmouth.....	March 10, 2007
2,285	North Dakota at Wisconsin.....	October 27, 2006
2,273	Wisconsin at Minnesota.....	January 5, 2007
2,186	St. Lawrence at Dartmouth.....	March 4, 2007
2,033	Providence at Wisconsin.....	January 13, 2007

2006-07 Division III Attendance Leaders

AVERAGE HOME ATTENDANCE

(Statistics are for schools that reported attendance for the 2006-07 season)

Rank, Team	Games	Total	Avg.
1. Middlebury.....	15	5,495	366
2. Plattsburgh St.....	19	6,660	351
3. Gust. Adolphus.....	16	3,530	221
4. Mass.-Boston.....	12	2,499	208
5. Rochester Inst.....	15	3,086	206
6. Wis.-Superior.....	14	2,545	182
7. Buffalo St.....	8	1,424	178
8. Manhattanville.....	10	1,653	165
9. Connecticut Col.....	14	2,278	163
10. Colby.....	12	1,850	154
11. Bethel (Minn.).....	11	1,688	153
12. Concordia-M'head.....	8	1,213	152
13. Wis.-River Falls.....	14	2,115	151
14. Hamline.....	14	2,029	145
15. Wis.-Eau Claire.....	13	1,825	140
16. Wesleyan (Conn.).....	11	1,475	134
17. Wis.-Stevens Point.....	13	1,698	131
18. St. Olaf.....	14	1,800	129
19. Southern Me.....	13	1,637	126
20. Lake Forest.....	11	1,320	120

TOTAL HOME ATTENDANCE

(Statistics are for schools that reported attendance for the 2006-07 season)

Rank, Team	Games	Total	Avg.
1. Plattsburgh St.....	19	6,660	351
2. Middlebury.....	15	5,495	366
3. Gust. Adolphus.....	16	3,530	221

Rank, Team	Games	Total	Avg.
4. Rochester Inst.....	15	3,086	206
5. Wis.-Superior.....	14	2,545	182
6. Mass.-Boston.....	12	2,499	208
7. Connecticut Col.....	14	2,278	163
8. Wis.-River Falls.....	14	2,115	151
9. Hamline.....	14	2,029	145
10. Colby.....	12	1,850	154
11. Wis.-Eau Claire.....	13	1,825	140
12. St. Olaf.....	14	1,800	129
13. Wis.-Stevens Point.....	13	1,698	131
14. Bethel (Minn.).....	11	1,688	153
15. Manhattanville.....	10	1,653	165
16. New England Col.....	14	1,650	118
17. Southern Me.....	13	1,637	126
19. Hamilton.....	13	1,481	114
20. Wesleyan (Conn.).....	11	1,475	134

SINGLE-GAME ATTENDANCE HIGHS

No.	Visitor at Home Team	Date
1,333	Middlebury at Plattsburgh St. (National Championship).....	March 17, 2007
802	Colby at Plattsburgh St.....	February 10, 2007
755	Manhattanville at Middlebury.....	March 9, 2007
711	Amherst at Plattsburgh St. (National Semifinal).....	March 16, 2007
630	Colby at Bowdoin.....	December 8, 2006
602	Middlebury at Bowdoin.....	January 6, 2007
550	Amherst at Middlebury.....	March 4, 2007
532	Wis.-Stevens Point at Gust. Adolphus.....	March 10, 2007
525	Plattsburgh St. at Middlebury.....	February 20, 2007
514	Manhattanville at St. Anselm.....	January 19, 2007
503	Castleton at St. Anselm.....	November 3, 2006

Annual Home Attendance Leaders

Division I

BY AVERAGE ATTENDANCE

Season	Team	Avg.
2004	Minnesota	1,358
2005	Minnesota	1,726
2006	Minnesota	1,306
2007	Wisconsin	1,362

BY TOTAL ATTENDANCE

Season	Team	Attendance
2004	Wisconsin	24,444
2005	Minnesota	27,624
2006	Minnesota	26,131
2007	Wisconsin	28,607

Division III

BY AVERAGE ATTENDANCE

Season	Team	Avg.
2005	Elmira	667
2006	Plattsburgh St.	449
2007	Middlebury	366

BY TOTAL ATTENDANCE

Season	Team	Attendance
2005	Elmira	10,004
2006	Plattsburgh St.	7,645
2007	Plattsburgh St.	6,660

